

VGA EXTENDER



(Local)



(Remote)

(VGA-E)

USER MANUAL

Package Contents-

- VGA Extender Local Unit
- VGA Extender Remote Unit
- 1 user manual
- 2 power adapter DC 12V/600mA
- 1 Smart View 1.2M cable (HD-15 Male to Male)

Any thing missed, please contact with your vendor.


Features

- The extension of VGA signal up to 180 meter away by using the VGA Extender and one CAT.5 cable.
- Equalization length is adjustable.
- VGA signal gain is adjustable.

Specifications

Function	VGA-L	VGA-R
VGA In/Out Connector	HD-15 Female x 1	
RJ-45 Connector	1	
Max. Resolution	2048x1536 60Hz	
Cable Distance	180 m (Max.)	
Power Adapter (Min.)	DC 12V 600mA	
Housing	Metal	
Weight	135g	140g
Dimensions (LxWxH) mm	92x34x22	

LOCAL FRONT VIEW




1. Power jack
2. Power LED
3. CAT.5 (RJ-45 Connector)

LOCAL REAR VIEW



1. VGA In (HD-15 Female Connector)

REMOTE FRONT VIEW



1. Power jack
2. Power LED
3. CAT.5 (RJ-45 Connector)

REMOTE REAR VIEW



1. VGA Out (HD-15 Female Connector)

REMOTE BOTTOM VIEW



1. EQ – Equalization length adjust (Adjust it and weak characters be sharp)
2. GAIN – Adjust brightness

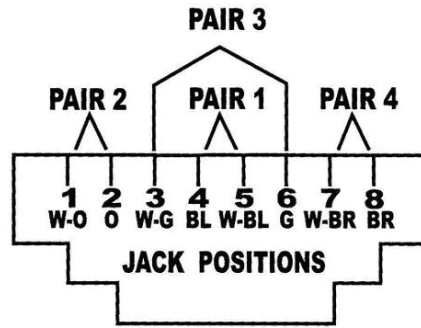
Installation

1. Turn off the PC.
2. Connect VGA-E Local Unit HD-15 female connector with HD-15 male to male cable from PC.
3. Connect the VGA-E Local and Remote Unit with CAT.5 cable.
4. Connect VGA-E Remote Unit HD-15 female connector with HD-15 male to male cable from monitor.
5. Connect the power cord each side.
6. Turn on the monitor and PC.

Additional Options

Select any additional options you may require.

1. Power adapter-USB to DC 12V plug which supply power via PC to VGA-E Local Unit.
(Item No: PUD125P)



Distances and Resolutions for CAT.5/5E and CAT.6 cables

CAT.5/5E	50M	2048x1536
	100M	1280x1024
	150M	1024x768
	180M	800x600
CAT.6	30M	1920x1440
	50M	1280x1024
	100M	800x600

PS. We suggest to use CAT.5 cable because the performance is better than others.

Wiring Information & Coding

Conductor Identification	RJ45 Pin Assignment	Color Code for Conductor
Pair 1	5	White-Blue
	4	Blue
Pair 2	1	White-Orange
	2	Orange
Pair 3	3	White-Green
	6	Green
Pair 4	7	White-Brown
	8	Brown

© C&C TECHNIC TAIWAN CO., LTD. All rights reserved.

Trademarks:

All the companies, brand names, and product names referred to this manual are the trademarks or registered trademarks belonging to their respective companies.