











# Selection Guide of Clamp Meters

AC Clamp Meters										
MODEL	2608A	2805	2006	2007A	2031	2017	2027	2040	2002PA	2002R
Appearance										
Display	Analogue	Analogue	Digital	Digital	Digital	Digital	Digital	Digital	Digital	Digital
Sample rate	—	—	2 counts / sec	Approx. 2.5 counts / sec	2 counts / sec	Approx. 2.5 counts / sec	Approx. 2.5 counts / sec	3 counts / sec	Approx. 2.5 counts / sec	Approx. 2.5 counts / sec
Detection method	MEAN	MEAN	MEAN	MEAN	MEAN	MEAN	RMS	MEAN	MEAN	RMS
Frequency response	50/60Hz	50/60Hz	40Hz~1kHz	40~400Hz	40Hz~1kHz	45Hz~1kHz	40Hz~1kHz	40~400Hz	40Hz~1kHz	40Hz~1kHz
Conductor size (MAX. mm)	φ 33mm	φ 35mm	φ 19mm	φ 33mm	φ 24mm	φ 33mm	φ 33mm	φ 33mm	φ 55mm	φ 55mm
Measurement										
AC A Resolution	300A 0.2A	600A 0.2A	200A 0.001A	600A 0.1A	20A 0.01A	600A 0.1A	600A 0.1A	600A 0.1A	2000A 0.1A	2000A 0.1A
DC A Resolution	—	—	—	—	—	—	—	—	—	—
AC V	600V	600V	500V	750V	—	600V	600V	600V	750V	750V
DC V	60V	—	500V	—	—	—	—	600V	1000V	1000V
Resistance	10kΩ	2kΩ	2kΩ	4000Ω	—	200Ω	200Ω	60MΩ	400kΩ	400kΩ
Continuity buzzer	—	—	○	○	—	○	○	○	○	○
Frequency	—	—	—	—	—	—	—	10kHz	—	—
DUTY	—	—	—	—	—	—	—	○	—	—
Diode test	—	—	—	—	—	—	—	○	—	—
Capacitance test	—	—	—	—	—	—	—	—	—	—
Temperature	-20~150°C	—	—	—	—	—	—	—	—	—
Function										
NCV	—	—	—	—	—	—	—	○	—	—
Back light	—	—	—	—	—	—	—	—	—	—
Data hold	○	○	○	○	○	○	○	○	○	○
Peak hold	—	—	—	—	—	—	—	—	○	○
MAX/MIN	—	—	—	—	—	—	—	○	—	—
REL	—	—	—	—	—	—	—	○	—	—
Analogue output	—	—	—	—	—	—	—	—	○(DC400mV)	○(DC400mV)
Frequency filter	—	—	—	—	—	—	—	—	—	—
Water proof	—	—	—	—	—	—	—	—	—	—
Other										
Operating temperature	0~40°C	-10~50°C	0~50°C	0~40°C	0~40°C	-10~50°C	-10~50°C	0~40°C	0~40°C	0~40°C
Applicable standard	CAT. III 300V CAT. II 600V	—	—	CAT. III 300V CAT. II 600V	CAT. III 300V	CAT. III 600V	CAT. III 600V	CAT. IV 600V	CAT. III 600V CAT. II 1000V	CAT. III 600V CAT. II 1000V
Power source	R6P x 1	R6P x 1	R6P x 2	R03 x 2	LR-44 x 2	6F22 x 1	6F22 x 1	R03 x 2	R6P x 2	R6P x 2
Dimensions (L)x(W)x(D)mm	193 x 78 x 39	220 x 83 x 40	184 x 54 x 32	195 x 78 x 36	147 x 58.5 x 26	208 x 91 x 40	208 x 91 x 40	243 x 77 x 36	247 x 105 x 49	247 x 105 x 49
Weight (Approx.)	275g	390g	160g	260g	100g	400g	400g	300g	470g	470g

# Selection Guide of Clamp Meters

	AC/DC Clamp Meters										Fork Current Tester
MODEL	2010	2004	2033	2037	2046R	2055	2056R	2003A	2009A	2300R	
Appearance											
Display	Digital	Digital	Digital	Digital	Digital	Digital	Digital	Digital	Digital	Digital	
Sample rate	Approx. 3 counts / sec	Approx. 3 counts / sec	Approx. 2.5 counts / sec	Approx. 3 counts / sec	3 counts / sec	3 counts / sec	3 counts / sec	Approx. 2.5 counts / sec	Approx. 3 counts / sec	Approx. 2 counts / sec	
Detection method	MEAN	MEAN	MEAN	RMS	RMS	MEAN	RMS	MEAN	RMS	RMS	
Frequency response	DC, 40Hz~2kHz	DC, 40Hz~1kHz	DC, 20Hz~1kHz	DC, 10Hz~1kHz	DC, 40~400Hz	DC, 40~400Hz	DC, 40~400Hz	DC, 40Hz~1kHz	DC, 30Hz~1kHz	50/60Hz	
Conductor size (MAX. mm)	φ 7.5mm	φ 19mm	φ 24mm	φ 33mm	φ 33mm	φ 40mm	φ 40mm	φ 55mm	φ 55mm	φ 10mm	
Measurement											
AC A Resolution	20A 0.1mA	200A 0.01A	300A 0.01A	600A 0.1A	600A 0.1A	1000A 0.1A	1000A 0.1A	2000A 0.1A	2000A 0.1A	100A 0.1A	
DC A Resolution	20A 0.001A	200A 0.01A	300A 0.01A	1000A 0.1A	600A 0.1A	1000A 0.1A	1000A 0.1A	2000A 0.1A	2000A 0.1A	100A 0.1A	
ACV	—	500V	—	600V	600V	600V	600V	750V	750V	—	
DCV	—	200V	—	600V	600V	600V	600V	1000V	1000V	—	
Resistance	—	200Ω	—	4000Ω	60MΩ	60MΩ	60MΩ	4000Ω	4000Ω	—	
Continuity buzzer	—	—	—	○	○	○	○	○	○	—	
Frequency	—	—	—	3000Hz	10kHz	10kHz	10kHz	—	4000Hz	—	
DUTY	—	—	—	—	○	○	○	—	—	—	
Dioed test	—	—	—	—	○	○	○	—	—	—	
Capacitance test	—	—	—	—	○	○	○	—	—	—	
Temperature	—	—	—	—	○	—	○	—	—	—	
Function											
NCV	—	—	—	—	○	○	○	—	—	○	
Back light	—	—	—	—	○	○	○	—	—	—	
Data hold	—	○	○	○	○	○	○	○	○	○	
Peak hold	—	—	—	○	○	—	○	○	○	—	
MAX/MIN	—	—	—	—	○	○	○	—	—	—	
REL	—	—	—	—	○	○	○	—	—	—	
Analogue output	○(DC200mV)	—	—	—	—	—	—	○(DC400mV)	○(DC400mV)	—	
Frequency filter	—	—	—	—	—	—	—	—	—	—	
Water proof	—	—	—	—	—	—	—	—	—	—	
Other											
Operating temperature	0~50°C	-10~50°C	0~40°C	0~40°C	0~40°C	0~40°C	0~40°C	0~40°C	0~40°C	0~40°C	
Applicable standard	—	—	CAT. III 300V	CAT. III 600V	CAT. IV 600V	CAT. IV 600V	CAT. IV 600V	CAT. IV 600V	CAT. III 600V CAT. II 1000V	CAT. III 300V	
Power source	6LR61 x 1	R6P x 2	LR-44 x 2	6LR61 x 1	R03 x 2	R03 x 2	R03 x 2	R6P x 2	6F22 x 1	R03 x 2	
Dimensions (L)x(W)x(D)mm	142 x 64 x 26(本体) 153 x 23 x 18(センサー)	180 x 54 x 32	147 x 59 x 25	208 x 91 x 40	243 x 77 x 36	254 x 82 x 36	254 x 82 x 36	250 x 105 x 49	250 x 105 x 49	161 x 40 x 30	
Weight (Approx.)	220g	170g	100g	450g	300g	310g	310g	530g	540g	110g	

# Selection Guide of Clamp Meters

Leakage Clamp Meters									
MODEL	2431	2432	2433	2433R	2412	2434	2417	2413F	2413R
Appearance									
Display	Digital	Digital	Digital	Digital	Digital	Digital	Digital	Digital	Digital
Sample rate	2 counts / sec	Approx. 2.5 counts / sec	Approx. 2.5 counts / sec	Approx. 2.5 counts / sec	Approx. 3 counts / sec	Approx. 2.5 counts / sec	Approx. 3 counts / sec	Approx. 3 counts / sec	Approx. 3 counts / sec
Detection method	MEAN	MEAN	MEAN	RMS	MEAN	MEAN	RMS	MEAN	RMS
Frequency response	40~400Hz	20Hz~1kHz	20Hz~1kHz	20Hz~1kHz	40~400Hz	40~400Hz	40Hz~1kHz	40Hz~1kHz	40Hz~1kHz
Conductor size (MAX.mm)	φ 24mm	φ 40mm	φ 40mm	φ 40mm	φ 40mm	φ 28mm	φ 40mm	φ 68mm	φ 68mm
Measurement									
AC A Resolution	200A 0.01mA	100A 0.001mA	400A 0.01mA	400A 0.01mA	500A 0.01mA	100A 0.1mA	500A 0.1mA	1000A 0.1mA	1000A 0.1mA
DC A Resolution	—	—	—	—	—	—	—	—	—
ACV	—	—	—	—	—	—	—	—	—
DCV	—	—	—	—	—	—	—	—	—
Resistance	—	—	—	—	—	—	—	—	—
Continuity buzzer	—	—	—	—	—	—	—	—	—
Frequency	—	—	—	—	—	—	—	—	—
DUTY	—	—	—	—	—	—	—	—	—
Diode test	—	—	—	—	—	—	—	—	—
Capacitance test	—	—	—	—	—	—	—	—	—
Temperature	—	—	—	—	—	—	—	—	—
Function									
NCV	—	—	—	—	—	—	—	—	—
Back light	—	—	—	—	—	—	—	—	○
Data hold	○	○	○	○	○	○	○	○	○
Peak hold	—	○	○	○	—	—	—	○	○
MAX/MIN	—	—	—	—	—	—	—	—	—
REL	—	—	—	—	—	—	—	—	—
Analogue output	—	—	—	—	○(DC200mV)	—	—	○(DC200mV)	○(DC200mV)
Frequency filter	○	○	○	○	○	○	○	○	○
Water proof	—	—	—	—	—	—	○	—	—
Other									
Operating temperature	0~40°C	0~40°C	0~40°C	0~40°C	0~40°C	0~40°C	0~40°C	0~40°C	0~40°C
Applicable standard	CAT. III 300V	CAT. III 300V	CAT. III 300V	CAT. III 300V	—	CAT. III 300V	CAT. III 300V	CAT. III 300V	CAT. III 300V
Power source	LR-44 x 2	R03 x 2	R03 x 2	R03 x 2	6F22 x 1	R03 x 2	6F22 x 1	6F22 x 1	6F22 x 1
Dimensions (L)x(W)x(D)mm	147 x 59 x 25	185 x 81 x 32	185 x 81 x 32	185 x 81 x 32	209 x 96 x 45	169 x 75 x 40	209 x 96 x 45	250 x 130 x 50	250 x 130 x 50
Weight (Approx.)	100g	290g	270g	270g	450g	220g	450g	570g	600g