

IEC Appliance Inlet C14 with Fuseholder 2-pole

Plug removal necessary for fuse replacement



V-Lock



C14



70° C

**Description**

- Panel Mount:
Screw-on mounting from front or rear-side
- 2 Functions:
Appliance Inlet Protection class I, fuse-links 5 x 20 mm 1- or 2-pole
- Solder terminals 3.8 x 0.8 mm or quick connect terminals 6.3 x 0.8 mm

Approvals

- VDE Certificate Number: 40006816
- UL File Number: E93617

Characteristics

- All single elements are already wired
- With slotted screw type fuseholder
Fuseholder meets requirements of medical standard IEC/EN 60601-1
The fuseholder can only be opened with the aid of a tool
The fuseholder is accessible from the equipment front
- IP40 (fuseholder IP65)
- Qualified for use in equipment according IEC/EN 60950

Other versions on request

- For protection class II
- Variant with notch for V-Lock mating Cordsets

Weblinks

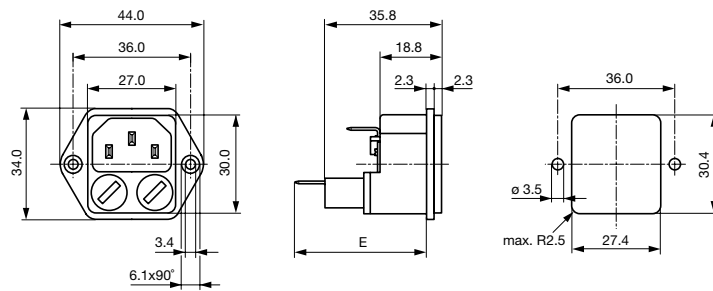
[pdf-datasheet](#), [html-datasheet](#), [General Product Information](#), [Approvals](#), [CE declaration of conformity](#), [RoHS](#), [CHINA-RoHS](#), [Mating Connectors](#), [e-Shop](#), [SCHURTER-Stock-Check](#), [Distributor-Stock-Check](#), [CAD-Drawings](#), [Accessories](#), [Detailed request for product](#)

Newly available variants corresponding to V-Lock mating cordset. The connector is equipped with a notch intended for use with the latching cordset. The cord latching system prevents against accidental removal of the cordset.

Technical Data

Ratings IEC	10A / 250VAC; 50Hz	Appliance Inlet	C14 acc. to IEC 60320, UL 498, CSA C22.2 no. 42 (for cold conditions) pin-temperature 70 °C, 10A, Protection Class I
Ratings UL/CSA	10A / 250VAC; 60Hz	Fuseholder	1 or 2 pole, Shocksafe category PC2 acc. to IEC 60127-6, for fuse-links 5 x 20 mm
Dielectric Strength	> 2 kVAC between L-N > 3 kVAC between L/N-PE (1 min/50Hz)	Rated Power Acceptance @ Ta 23 °C	5 x 20: 1.6W (1 pole)/ 1.6W (2-pole) per pole
Allowable Operation Temp.	-25 °C to 70 °C	Power Acceptance @ Ta > 23 °C	Admissible power acceptance at higher ambient temperature see derating curves
Degree of Protection	from front side IP 40 acc. to IEC 60529		
Protection Class	Suitable for appliances with protection class I acc. to IEC 61140		
Terminal	Solder terminals or quick connect terminals		
Panel Thickness s	Screw: max 6 mm Mounting screw torque max 0.5Nm		
Material: Housing	Thermoplastic, black, UL 94V-0		

Dimensions

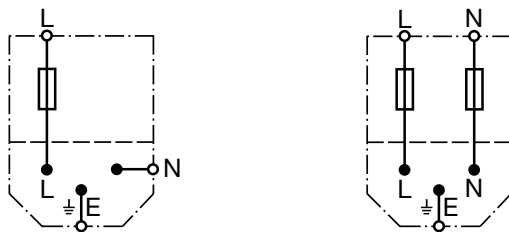


E: solder terminals = 37.6 mm
 E: quick-connect terminals = 41.0 mm

Diagrams

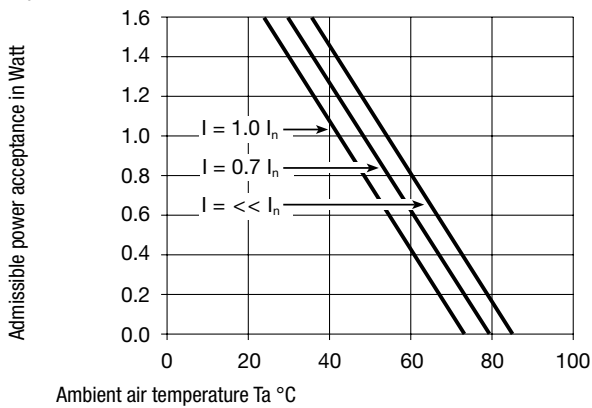
6200/05

6220

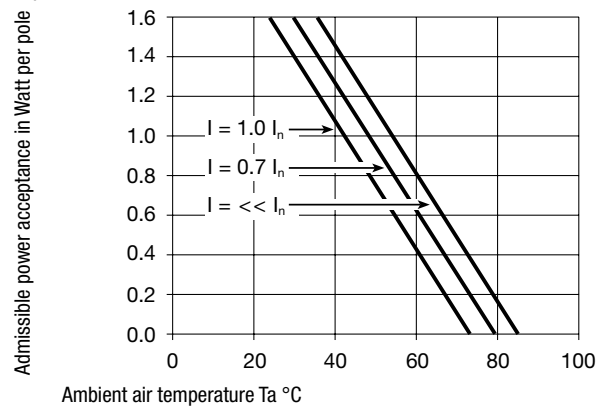


Derating Curves

1-pole



2-pole



Variants

Socket and fuse-carrier


Terminal	Fuseholder	Order Number
Quick connect terminals 6.3 x 0.8 mm	1-pole	4707.1000
Solder terminals	1-pole	4707.1300
Quick connect terminals 6.3 x 0.8 mm	2-pole	4707.2000
Quick connect terminals 6.3 x 0.8 mm	2-pole	4707.2000.21
Solder terminals	2-pole	4707.2300

Suffix ".21" corresponds to the version with V-Lock mating cordset. The connector is equipped with a notch intended for use with the latching cordset. The cord latching system prevents against accidental removal of the cordset.

Packaging unit 100 Pcs

Accessories

Description



Assorted Covers
Rear Cover



Cord retaining kits
Cord retaining strain relief

Mating Outlets/Connectors

Category / Description



Appliance Outlet Overview complete

IEC Appliance Outlet F, Snap-in Mounting, Front Side, Solder or Quick-connect Terminal	4788
IEC Appliance Outlet F or H, Screw-on Mounting, Front Side, Solder, PCB or Quick-connect Terminal	5091
IEC Appliance Outlet F or H, Screw-on Mounting, Front Side, Solder or Quick-connect Terminal	5092

Appliance Outlet further types to 4707



Connector Overview complete

IEC Connector C15, Rewireable, Straight	0101
IEC Connector C15A, Rewireable, Straight	0102
IEC Connector C15A, Rewireable, Straight	0102-G
IEC Connector C15A, Rewireable, Angled	0112
IEC Connector C13, Rewireable, Angled	4012

Connector further types to 4707



Power Cord Overview complete

Power Cord with IEC Connector C13, Angled	0311
Power Cord with IEC Connector C13, Angled	3011
Power Cord with IEC Connector C13, Angled	3012
Power Cord with IEC Connector C13, Angled	3013
Power Cord with IEC Connector C13	3020

Power Cord further types to 4707