

Drq No :- 74120

FINAL ASSEMBLY

SPECIFICATION

OPERATING FORCE :- 3.0N MAX.

TOTAL TRAVEL FORCE :- 5.5N MAX

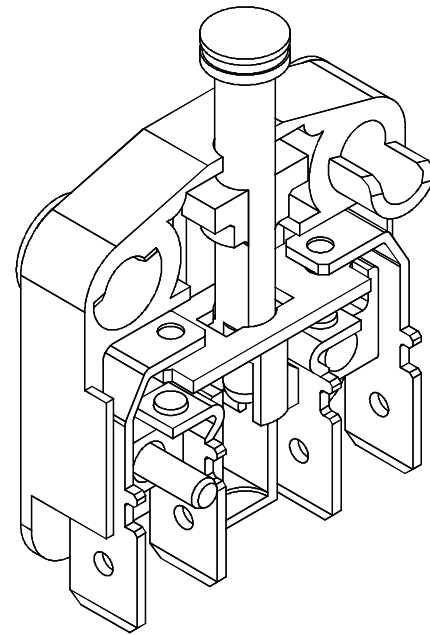
REST POSITION :- 15.3 MAX.

OP POSITION CONTACT 1-2 OPEN :- 14.9 ^{±0.4}

OP POSITION CONTACT 3-4 CLOSED :- 13.0 ^{±0.4}

FULL OVER TRAVEL POSITION:- 8.6 MAX

OVER TRAVEL :- 4.0 MIN



No OFF	ITEM No	DRG No	DESCRIPTION
1	01	74007	XP Housing
1	02	74008	XP Housing
2	03	418852040	TERMINAL
2	04	418852080	TERMINAL
1	05	418852090	SHORTING BAR
2	06	74040	RIVET
1	07	74018	SPRING
1	08	74019	SPRING
1	09	74027	PLUNGER

ISSUE	REVISION	DATE
1	FIRST ISSUE	04/07/01
2	VDE LOGO REMOVED DPCA14269	19/12/01
3	Following parts changed: 74007 was 74004/ 74008 was 74005/ 74027 was 74025/ Part-No. of Pos.3-5 corrected, Pos. 7-9 edited and Pos. 6 added, according to Movex [s. TM23232 / CRN2R00030]	05.03.15/ kual

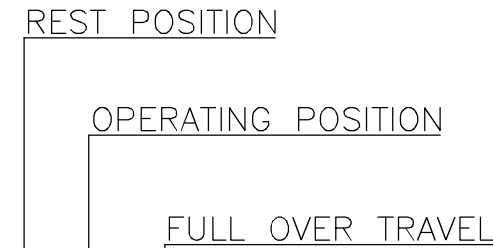
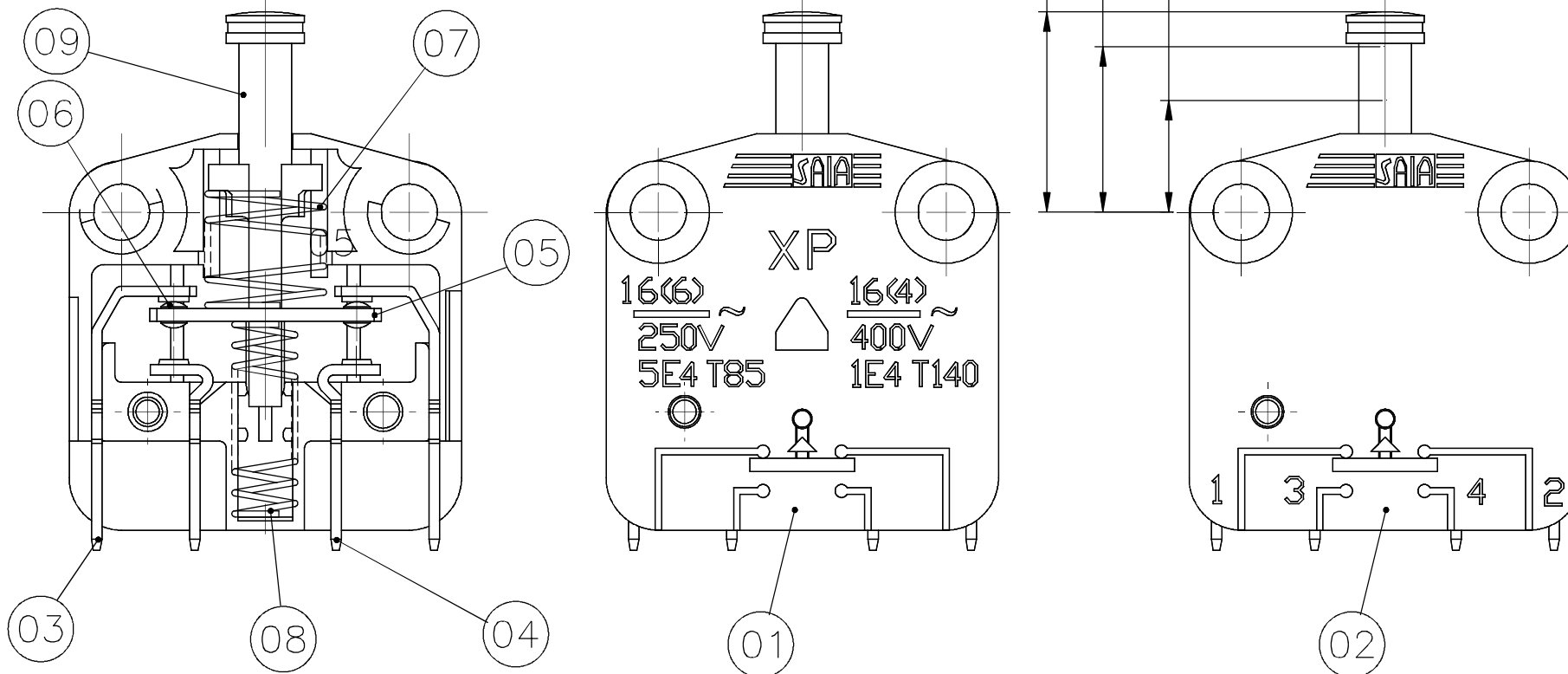
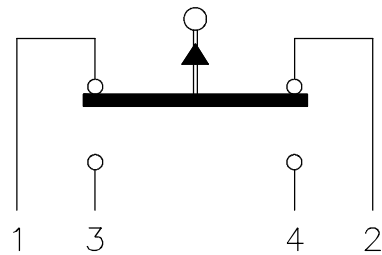


DIAGRAM OF CONNECTIONS



SAIA-Burgess Electronics

SWITCHES • MOTORS • CONTROLLERS

SAIA-Burgess Electronics Limited
Dukesway, Team Valley Trading Estate
Gateshead, Tyne & Wear NE11 0UB
Tel: (0191)4016100, Fax: (0191)4016322



DO NOT SCALE !

THIS DRAWING MUST ONLY BE
AMENDED ON A CAD SYSTEM

ALL DIMENSIONS SPECIFIED
IN MILLIMETRES

TOLERANCES UNLESS STATED:-

NO DECIMAL PLACE ±0.50
1 DECIMAL PLACE ±0.25
2 DECIMAL PLACES ±0.15
ANGULAR ±1°

APPROVED

DRAWN	A.BOURN	DRAWING OFFICE	Date:11.03.15 CHK by: frel
DATE	04/07/01	ENGINEERING	
SCALE	2/1	QUALITY ASSURANCE	

TITLE / DESCRIPTION

XP2E2Z11

Drq No :- 74120

A3