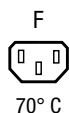


IEC Appliance Outlet F, Snap-in Mounting, Front Side, Solder or Quick-connect Terminal

V-Lock



70 °C

**Description**

- Panel Mount:
Snap-in version from front side
- Connector, Pin temperature 70 °C, Protection class I
- Solder terminals or quick connect terminals

Approvals

- VDE Certificate Number: 40017345
- UL File Number: E103791

Other versions on request

- Other panel thickness
- Types for rivet mounting available upon request
- Types for enhanced glow wire test requirements acc. IEC 60695-2-11 to -13 for the use in unattended household equipment acc. IEC 60335-1
- Variant with notch for V-Lock mating Cordsets

References**Weblinks**

[pdf](#), [html](#), [General Product Information](#), [Approvals](#), [RoHS](#), [CHINA-RoHS](#), [Mating Connectors](#), [e-Store](#), [SCHURTER-Stock-Check](#), [Distributor-Stock-Check](#), [Accessories](#), [Wire Harness](#)

Newly available variants corresponding to V-Lock mating cordset. The connector is equipped with a notch intended for use with the latching cordset. The cord latching system prevents against accidental removal of the cordset.

Technical Data

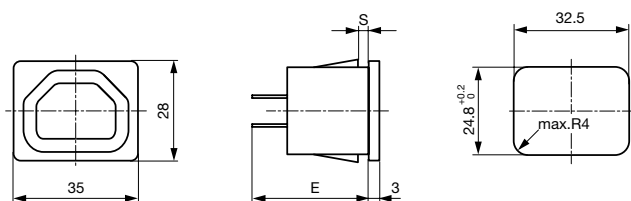
Ratings IEC	10A / 250VAC; 50Hz
Ratings UL/CSA	15A / 250VAC; 60Hz
Dielectric Strength	> 2 kVAC between L-N > 2 kVAC between L/N-PE (1 min/50Hz)
Allowable Operation Temp.	-25 °C to 70 °C
Degree of Protection	from front side IP 30 acc. to IEC 60529
Protection Class	Suitable for appliances with protection class 1 acc. to IEC 61140
Terminal	Solder terminals or quick connect terminals
Panel Thickness s	Snap-in: 1/1.2/1.5/2/2.5/3 mm
Material: Housing	Thermoplastic, black, UL 94V-0

Appliance Outlet	F acc. to IEC/EN 60320-2-2, UL 498, CSA C22.2 no. 42 (for cold conditions) pin-temperature 70 °C, 10A, Protection Class 1
------------------	--

Dimensions

6600-4

35 mm



Variants

Panel mounting	Panel Thickness s [mm]	Terminal	Order Number
Snap-in	1	Quick connect terminals 4.8 x 0.8 mm	6600.4210
Snap-in	1	Quick connect terminals 4.8 x 0.8 mm	6600.4210.21
Snap-in	1.2	Quick connect terminals 4.8 x 0.8 mm	6600.4212
Snap-in	1.2	Quick connect terminals 4.8 x 0.8 mm	6600.4212.21
Snap-in	1.5	Quick connect terminals 4.8 x 0.8 mm	6600.4215
Snap-in	1.5	Quick connect terminals 4.8 x 0.8 mm	6600.4215.21
Snap-in	2	Quick connect terminals 4.8 x 0.8 mm	6600.4220
Snap-in	2	Quick connect terminals 4.8 x 0.8 mm	6600.4220.21
Snap-in	2.5	Quick connect terminals 4.8 x 0.8 mm	6600.4225
Snap-in	2.5	Quick connect terminals 4.8 x 0.8 mm	6600.4225.21
Snap-in	3	Quick connect terminals 4.8 x 0.8 mm	6600.4230
Snap-in	3	Quick connect terminals 4.8 x 0.8 mm	6600.4230.21
Snap-in	1	Quick connect terminals 6.3 x 0.8 mm	6600.4310
Snap-in	1	Quick connect terminals 6.3 x 0.8 mm	6600.4310.21
Snap-in	1.2	Quick connect terminals 6.3 x 0.8 mm	6600.4312
Snap-in	1.2	Quick connect terminals 6.3 x 0.8 mm	6600.4312.21
Snap-in	1.5	Quick connect terminals 6.3 x 0.8 mm	6600.4315
Snap-in	1.5	Quick connect terminals 6.3 x 0.8 mm	6600.4315.21
Snap-in	2	Quick connect terminals 6.3 x 0.8 mm	6600.4320
Snap-in	2	Quick connect terminals 6.3 x 0.8 mm	6600.4320.21
Snap-in	2.5	Quick connect terminals 6.3 x 0.8 mm	6600.4325
Snap-in	2.5	Quick connect terminals 6.3 x 0.8 mm	6600.4325.21
Snap-in	3	Quick connect terminals 6.3 x 0.8 mm	6600.4330
Snap-in	3	Quick connect terminals 6.3 x 0.8 mm	6600.4330.21
Snap-in	1	Solder terminals	6600.4110
Snap-in	1	Solder terminals	6600.4110.21
Snap-in	1.2	Solder terminals	6600.4112
Snap-in	1.2	Solder terminals	6600.4112.21
Snap-in	1.5	Solder terminals	6600.4115
Snap-in	1.5	Solder terminals	6600.4115.21
Snap-in	2	Solder terminals	6600.4120
Snap-in	2	Solder terminals	6600.4120.21
Snap-in	2.5	Solder terminals	6600.4125
Snap-in	2.5	Solder terminals	6600.4125.21
Snap-in	3	Solder terminals	6600.4130
Snap-in	3	Solder terminals	6600.4130.21


".21" corresponds to the version with V-Lock mating cordset. The connector is equipped with a notch intended for use with the latching cordset. The cord latching system prevents against accidental removal of the cordset.

Articles for enhanced glow wire test requirements acc. IEC 60695-2-11 to -13 can be ordered with ending ".15" (xxxx.xxxx.15). They are suitable for the use in unattended household equipment acc. IEC 60335-1.

Packaging unit 50 Pcs

Accessories

Description



Assorted Covers
Rear Cover

0859.0047



Wire Harness
Wire harness for SCHURTER products



Cord retaining kits
Cord retaining strain relief

Countersunk, D

4700.0004

Countersunk, F

4700.0006

Mating Inlets/Plugs

Category / Description

Interconnection Cord Overview complete



Interconnection Cord with IEC Plug E, Angled

0607

Interconnection Cord with IEC Plug E, Angled

0608

Interconnection Cord with IEC Plug E, Straight

0609

Interconnection Cord with IEC Plug G, Angled

607B

Interconnection Cord with IEC Plug G, Angled

608B

Interconnection Cord further types to 6600-4

...

Plug Overview complete



IEC Plug E, Cord Connector (Rewireable), Straight, max. cable Diameter 8.5 mm

4732

IEC Plug E, Cord Connector (Rewireable), Angled, max. Cable Diameter 10 mm

4733

IEC Plug E, Cord Connector (Rewireable), Straight, max. Cable Diameter 10 mm

4735

IEC Plug E, Cord Connector (Rewireable), Angled, max. Cable Diameter 10 mm

4736

IEC Plug E, Cord Connector (Rewireable), Straight

9009

Plug further types to 6600-4

...