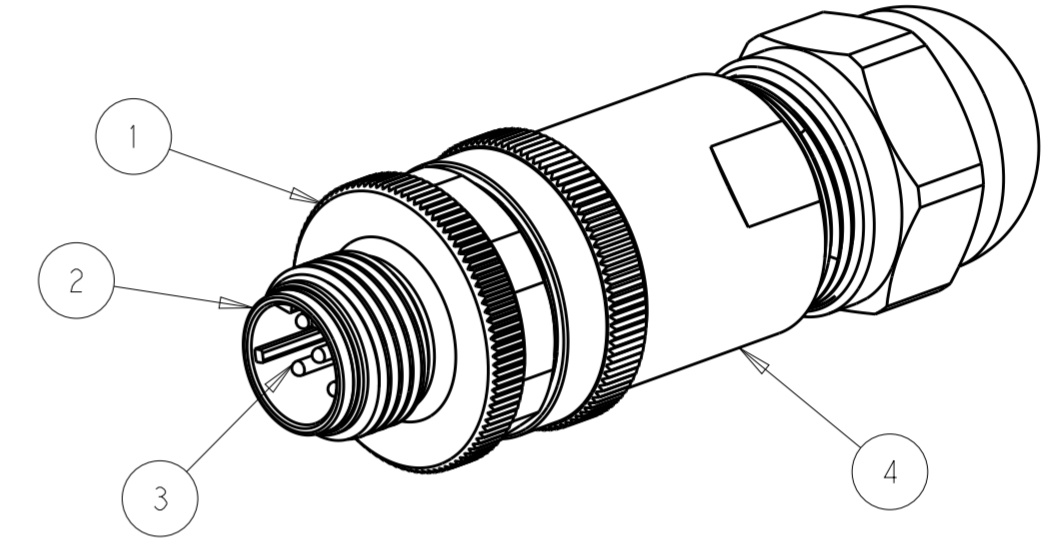
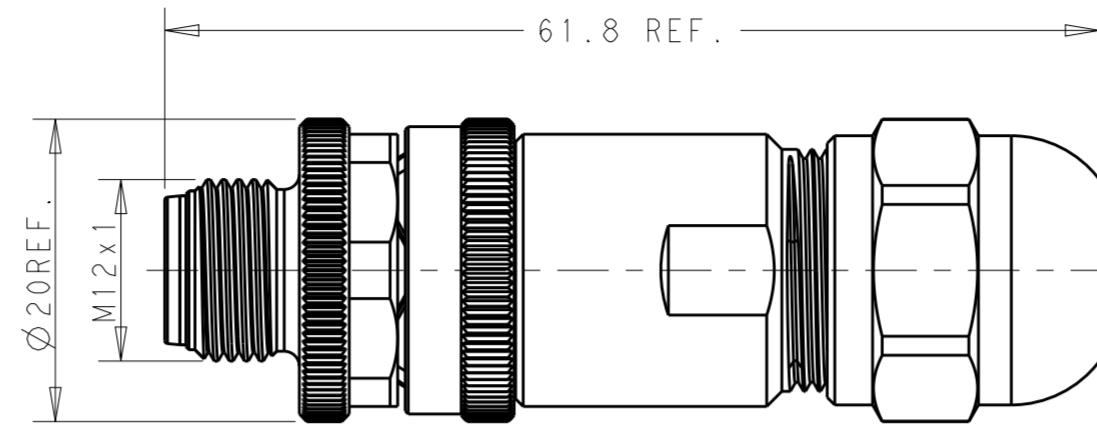
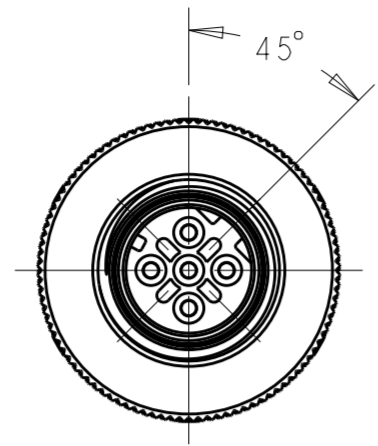


THIS DRAWING IS UNPUBLISHED. RELEASED FOR PUBLICATION 20
 © COPYRIGHT 20 BY - ALL RIGHTS RESERVED.

REVISIONS				
P	LTR	DESCRIPTION	DATE	APVD
A		INITIAL RELEASE	25SEP2015	N.P X.X
A1		ECR-16-016026	14NOV2016	N.P X.X



TECHNICAL DATA	T411141X02X-000	T411141X03X-000	T411141X04X-000	T411141X05X-000
RATED VOLTAGE	250V	250V	250V	60V
RATED CURRENT	4A	4A	4A	4A
POLLUTION DEGREE	3	3	3	3
OVERVOLTAGE CATEGORY	II	II	II	II
MATERIAL GROUP	II	II	II	II
CONTACT RESISTANCE	□8mΩ	□8mΩ	□8mΩ	□8mΩ
INSULATION RESISTANCE	>100MΩ	>100MΩ	>100MΩ	>100MΩ
DEGREE OF PROTECTION	IP67	IP67	IP67	IP67
OPERATION TEMPERATURE	-40~85°C	-40~85°C	-40~85°C	-40~85°C

NOTE:
 1. MATERIAL:
 ITEM NO.1:NUT -BRASS
 ITEM NO.2:HOUSING -PA
 ITEM NO.3:CONTACT -BRASS
 ITEM NO.4: HOUSING BODY: BRASS
 2. CONTACT FINISH:
 GOLD OVER NICKEL OR SILVER OVER NICKEL
 3. CABLE WIRES:
 18AWG/0.75mm² Max. FOR 2-5 PINS
 20AWG/0.50mm² Max. FOR 8 PINS
 4. ALLDIMENSIONS ARE FOR NOMINAL REFERENCE ONLY UNLESS OTHERWISE STATED
 5. PACKAGEING: 1PIECE IN A BAG
 6. PN INFORMATION

PIN ARRANGEMENT D-CODE		
T411151X02X-000	T411151X03X-000	T411151X04X-000

T4111512051-000	RPC-M12D-MS-5CON-PG9-SHU
T4111511051-000	RPC-M12D-MS-5CON-PG7-SHU
T4111512052-000	RPC-M12D-MS-5CON-PG9-SH
T4111511052-000	RPC-M12D-MS-5CON-PG7-SH
T4111512041-000	RPC-M12D-MS-4CON-PG9-SHU
T4111511041-000	RPC-M12D-MS-4CON-PG7-SHU
T4111512042-000	RPC-M12D-MS-4CON-PG9-SH
T4111511042-000	RPC-M12D-MS-4CON-PG7-SH
T4111512031-000	RPC-M12D-MS-3CON-PG9-SHU
T4111511031-000	RPC-M12D-MS-3CON-PG7-SHU
T4111512032-000	RPC-M12D-MS-3CON-PG9-SH
T4111511032-000	RPC-M12D-MS-3CON-PG7-SH
T4111512021-000	RPC-M12D-MS-2CON-PG9-SHU
T4111511021-000	RPC-M12D-MS-2CON-PG7-SHU
T4111512022-000	RPC-M12D-MS-2CON-PG9-SH
T4111511022-000	RPC-M12D-MS-2CON-PG7-SH
TE PN	TYPE

T411151XXXX-000
 CONTACT FINISH:
 1: GOLD OVER NICKEL
 2: SILVER OVER NICKEL
 NUMBERS OF PINS:
 02: 2 PINS
 03: 3PINS
 04: 4 PINS
 05: 5PINS
 08: 8 PINS
 CABLE OUTLET:
 1: PG7(CABLE FEED: 4-6mm)
 2: PG9(CABLE FEED: 6-8mm)

THIS DRAWING IS A CONTROLLED DOCUMENT.		DWN Nick Pan 24AUG2015	TE Connectivity	
		CHK Kobby Zhao 24AUG2015		
DIMENSIONS: mm		APVD Xiang Xu 24AUG2015	NAME M12 MALE, STRAIGHT SHIELDED CONNECTOR D CODE, SCREW TERMINAL	
TOLERANCES UNLESS OTHERWISE SPECIFIED: 0 PLC ± 1 PLC ±0.25 2 PLC ±0.15 3 PLC ± 4 PLC ± ANGLES ± FINISH		PRODUCT SPEC 108-106140	SIZE A2	
MATERIAL		APPLICATION SPEC 114-137144	DRAWING NO. C-T411151XXXX000	
		WEIGHT -	RESTRICTED TO -	
		Customer Drawing	SCALE 1:1 SHEET 1 OF 1 REV A1	