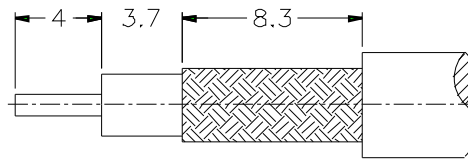
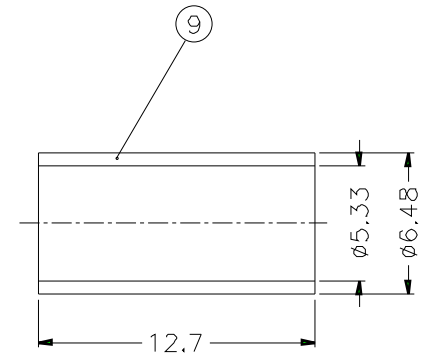
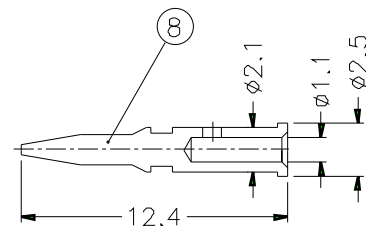
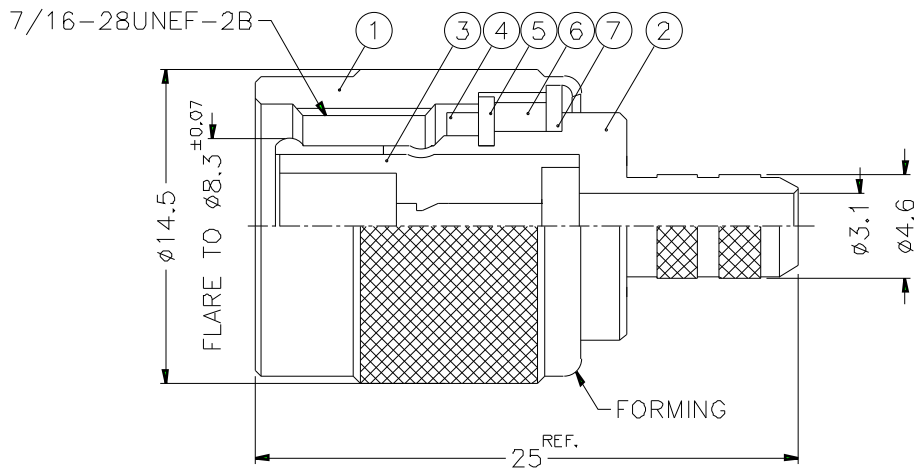


REVISIONS		
ISS	ZONE	DESCRIPTION\PER REQUEST\DATE



RECOMMENDED  
CABLE STRIPPING DIM'S



- NOTES: FINISH (PLATING THICKNESS IN MICRO-INCHES)  
 1. BRASS PER QQ-B-626  
 2. BRASS PER QQ-B-613  
 3. NICKEL PL. 100 MIN. THICK OVER COPPER STRIKE  
 4. GOLD PL. 3 MIN. THICK OVER NICKEL PL. 100 MIN. THICK OVER COPPER STRIKE

1. CRIMPED FERRULE  
 HEX CRIMP SIZE .213"  
 2. CRIMPED CONTACT PIN  
 HEX CRIMP SIZE .068"

NO.	DESCRIPTION	MATERIAL	FINISH	Q'TY	DRAWING NO
9	FERRULE	COPPER	NOTE 3	1	FR-648/533X127C
8	CONTACT PIN	NOTE 1	NOTE 4	1	B50000-8-25/11
7	WASHER	NOTE 2	NOTE 3	1	WS-128/9X08
6	RING	DELTRIN	NATURAL	1	T50000-6-A
5	RETAINER RING	NOTE 1	NOTE 3	1	B50000-5
4	GASKET	RUBBER	RED	1	GS-105/8X15
3	INSULATOR	DELTRIN	NATURAL	1	B50000-3-50-A
2	BODY	NOTE 1	NOTE 3	1	B50000-2-46/31
1	SHELL	NOTE 1	NOTE 3	1	T50000-1-B

DIMENSIONS ARE IN MILLIMETERS  
 UNLESS OTHERWISE SPECIFIED TOLERANCES  
 0.5-6 = ±0.2  
 6-30 = ±0.4  
 30-120 = ±0.6  
 120-315 = ±1  
 315-1000 = ±1.6  
 1000-2000 = ±2.4

PART NO.	T1121A1-ND3G-1-50
APPROVED	DATE 10-11-01'
CHECKED	DATE 10-11-01'
DRAWN	DATE 10-11-01'
FILE NO.	

<b>Amphenol</b>	
TITLE TNC CRIMP PLUG	
DRAWING NO. KJ-T1121A1-ND3G-58CU-50	
ITEM NO.	