


RC-SM1276-868

based on Semtech SX1276

It's a SX1276 LoRa module with SPI interface. CE certified.

The RC-SM1276-868 module is designed based on SX1276. The SX1276 incorporates the LoRa™ spread spectrum modem which is capable of achieving significantly longer range than existing systems based on FSK or OOK modulation. At maximum data rates of LoRa™ the sensitivity is 8dB better than FSK, but using a low cost bill of materials with a 20ppm XTAL LoRa™ can improve receiver sensitivity by more than 20dB compared to FSK. LoRa™ also provides significant advances in selectivity and blocking performance, further improving communication reliability. For maximum flexibility the user may decide on the spread spectrum modulation bandwidth (BW), spreading factor (SF) and error correction rate (CR). Another benefit of the spread modulation is that each spreading factor is orthogonal - thus multiple transmitted signals can occupy the same channel without interfering. This also permits simple coexistence with existing FSK based systems. Standard GFSK, FSK, OOK, and GMSK modulation is also provided to allow compatibility with existing systems or standards such as wireless MBUS and IEEE 802.15.4g.



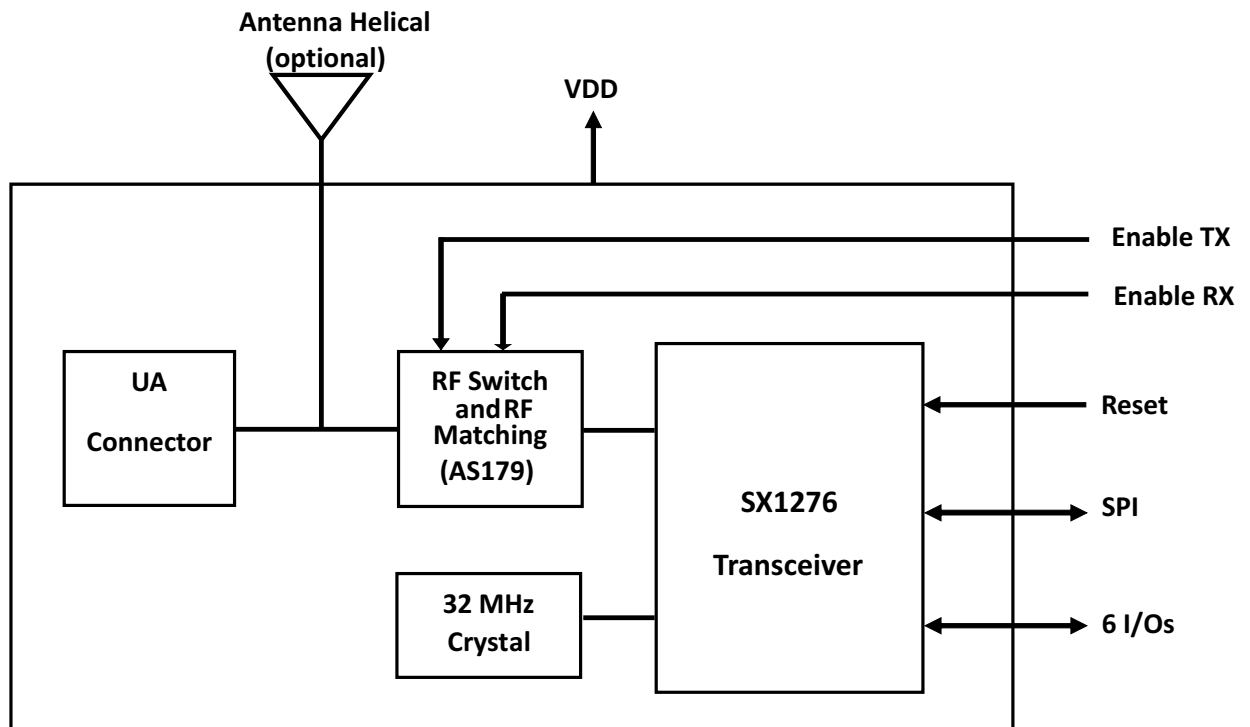
Features

- LoRa™ Modem
- 168 dB maximum link budget
- +20 dBm - 100 mW constant RF output vs. V supply
- +14 dBm high efficiency PA
- Programmable bit rate up to 300 kbps
- High sensitivity: down to -148 dBm
- Bullet-proof front end: IIP3 = -11 dBm
- Excellent blocking immunity
- Low RX current of 9.9 mA, 200 nA register retention
- Fully integrated synthesizer with a resolution of 61 Hz
- FSK, GFSK, MSK, GMSK, LoRa™ and OOK modulation
- Built-in bit synchronizer for clock recovery
- Preamble detection
- 127 dB Dynamic Range RSSI
- Automatic RF Sense and CAD with ultra-fast AFC
- Packet engine up to 256 bytes with CRC
- Built-in temperature sensor and low battery indicator

Applications

- Automatic Measure Reading.
- Home and Building Automation.
- Wireless Security Systems.
- Home and Building Automation

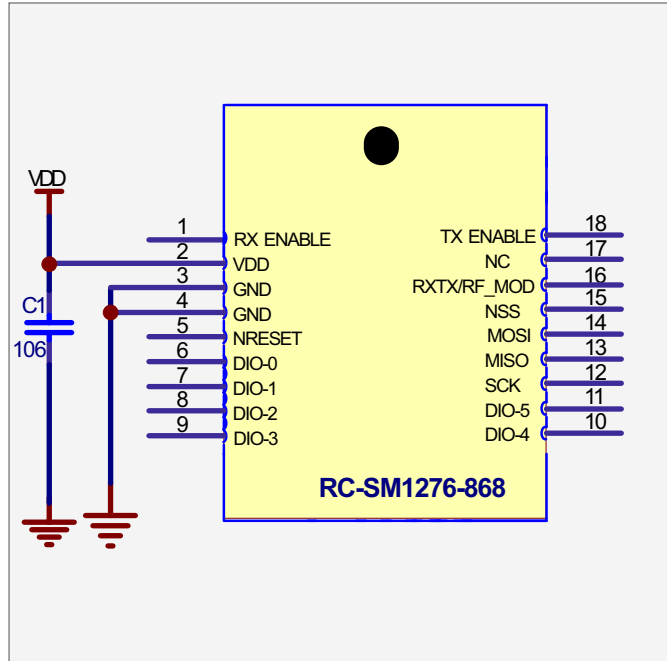
1.0 Block Diagram




2.0 Technical Specifications

Characteristics	MIN	TYP	MAX	UNIT
Supply Voltage	1.8		3.7	VDC
Supply Current RX mode LnaBoost OFF, band1		10.8		mA
Supply Current RX mode LnaBoost ON, band1		11.5		mA
Supply Current RX mode Bands 2&3		12.0		mA
Supply Current Sleep Mode		0.2	1	μA
Supply Current Idle Mode (RC Osc. enabled)		1.5		μA
Supply Current Standby Mode (Crystal enabled)		1.6		μA
Supply Current Transmit Mode RFOP=+20dBm		120		mA
RF Power Output(for LORA Modulation)			+19	dBm
RF Sensitivity (for LORA Modulation)		- 139		dBm
Operative Temperature	-40		+85	°C

Reference Schematics



Mechanical dimensions

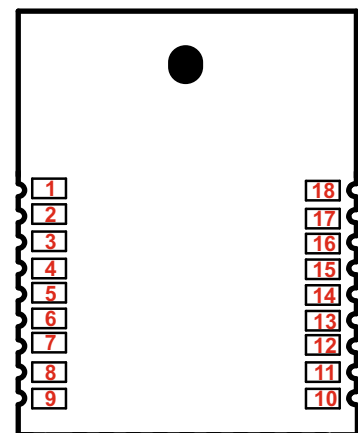


Unit: mm

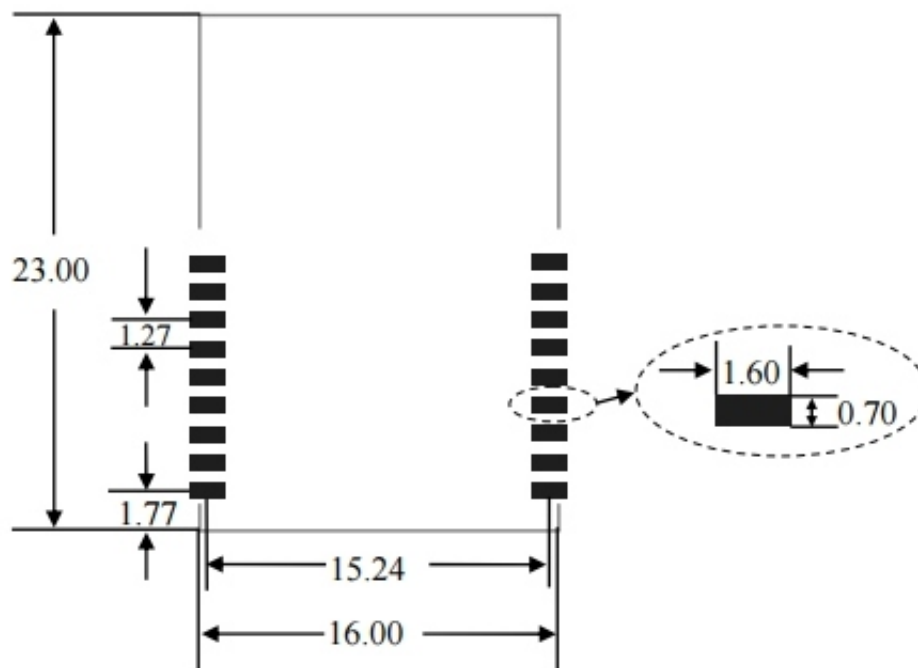
Tolerance: 0.2mm

Pin out device

Pads	Name	Description
1	TX_EN	RF Switch Control : High in Tx
2	VDD	Power 1.8 to 3.7 Volt
3	GND	Ground
4	GND	Ground
5	NRESET	Reset Trigger Input
6	DIO 0	Digital I/O
7	DIO 1/DCLK	Digital I/O
8	DIO 2/Data	Digital I/O
9	DIO 3	Digital I/O
10	DIO 4	Digital I/O
11	DIO 5	Digital I/O
12	SCK	SPI Clock Input
13	MISO	SPI Data Output
14	MOSI	SPI Data Input
15	NSS	SPI Chip Select Input
16	RXTX/RF_MOD	RX/TX Switch Control : High in TX
17	NC	Not connected
18	RX_EN	RF Switch Control : High in RX



Reccomended PCB Layout



Reccomended Reflow Profile for Lead Free Solder

