

M12-Receptacle Connectors In Accordance With IEC 61076-2-101

PRSFM/0.5 M | PRKFM/0.5 M

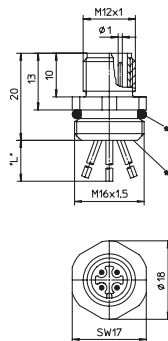


Male, 4-, 5- and 8-Pole

M12 Receptacle connector, M12 male connector for front mounting, housing of stainless steel, assembled stranded wire, solder contacts potted with epoxy, chassis side thread M16 x 1.5 (panel nut RSKFM 16)

– especially designed for use in food processing equipment –

PRSFM/0.5 M



*a O-ring enclosed separately
*b solder contacts potted with epoxy
*L*0.5 m

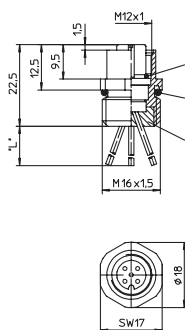


Female, 4-, 5- and 8-Pole

M12 Receptacle connector, M12 female connector for front mounting, housing of stainless steel, assembled stranded wire, solder contacts potted with epoxy, chassis side thread M16 x 1.5 (panel nut RSKFM 16)

– especially designed for use in food processing equipment –

PRKFM/0.5 M

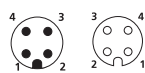


*a O-Ring
*b O-ring enclosed separately
*c solder contacts potted with epoxy
*L*0.5 m

Pin Assignments

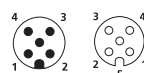
Face Views / M12, Male / Female

4 pole



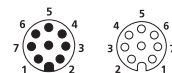
- 1 = brown
- 2 = white
- 3 = blue
- 4 = black

5 pole



- 1 = brown
- 2 = white
- 3 = blue
- 4 = black
- 5 = green/yellow

8 pole



- 1 = white
- 2 = brown
- 3 = green
- 4 = yellow
- 5 = grey
- 6 = pink
- 7 = blue
- 8 = red



Be Certain with Belden

M12-Receptacle Connectors In Accordance With IEC 61076-2-101
 PRSFM/0.5 M | PRKFM/0.5 M

Technical Data

Environmental





Degree of protection IP 67 / NEMA 6P
 Operating temperature range -25°C (-13°F) / +70°C (+158°F)

Mechanical

Housing / Molded body stainless steel
 Insert PBT
 Contact CuZn, pre-nickel and 0.8 microns gold-plated
 O-ring EPDM

Electrical

Contact resistance ≤ 5 mΩ
 Nominal current at 40°C 4–5 poles 4 A
 8 poles 2 A
 Nominal voltage 4 poles 240 V
 5 poles 60 V
 8 poles 30 V
 Rated voltage 4 poles 250 V
 5 poles 63 V
 8 poles 36 V
 Test voltage 4 poles 2.0 kV eff. / 60 s
 5–8 poles 1.5 kV eff. / 60 s
 Insulation resistance > 10⁹ Ω
 Pollution degree 3

Part Number		Pins	Lead (mm ²)	Characteristics
PRSFM 4/0,5 M	PRKFM 4/0,5 M	3	0.34 (22 AWG)	 
PRSFM 5/0,5 M	PRKFM 5/0,5 M	5	1 x 0.5 / 4 x AWG 22	 
PRSFM 8/0,5 M	PRKFM 8/0,5 M	8	0.22 (24 AWG)	