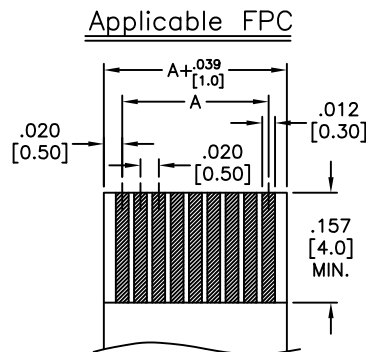
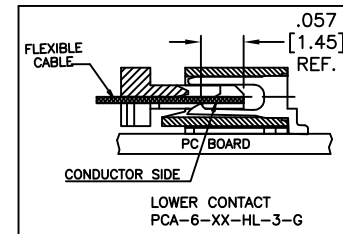
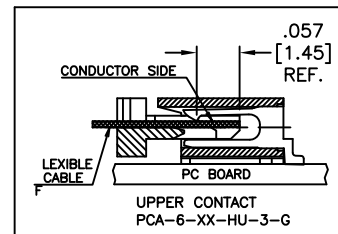
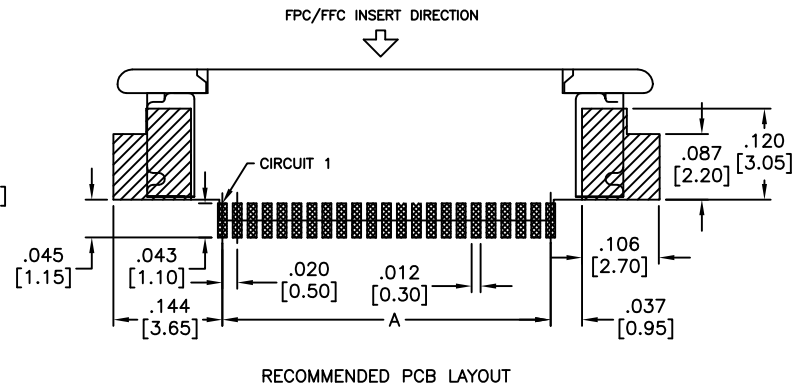
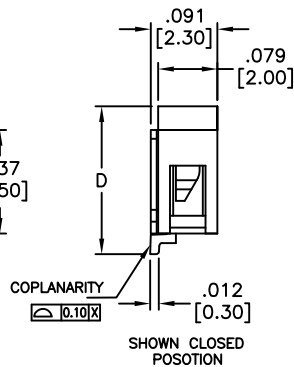
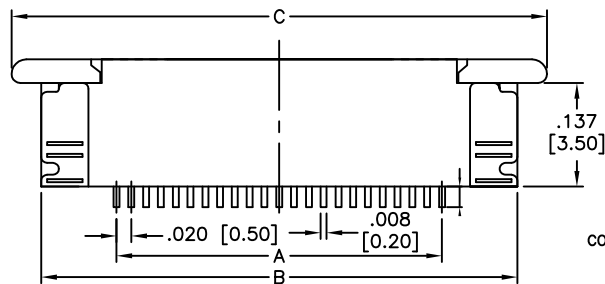
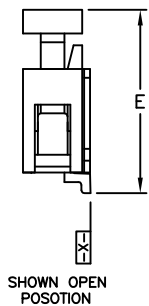
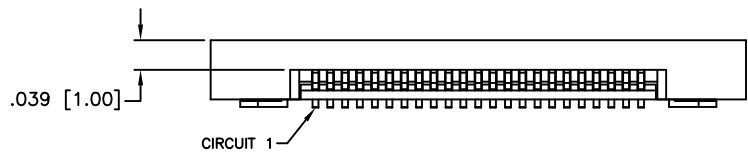


APPROVED: \_\_\_\_\_  
 DATE: \_\_\_\_\_ TITLE: \_\_\_\_\_

Rev	AWO #	Description	Date	Appr
-		RELEASED	10/17/13	



Positions: 3 thru 60  
 A = .020 [0.50] x No. of Spaces  
 B = A + .201 [5.10]  
 C = A + .280 [7.10]  
 D = .197 [5.00] ... 03 thru 30  
 = .213 [5.40] ... 31 thru 60  
 E = D + .047 [1.20]

SPECIFICATIONS:

Material:  
 Insulator: Hi-temp thermoplastic, rated UL 94V-0  
 Insulator color: Natural  
 Contacts: Copper Alloy  
 Plating:  
 Gold flash over Nickel underplate overall.  
 Electrical:  
 Operating voltage: 50 VAC max  
 Current rating: 0.4 Amps max  
 Contact resistance: 30 mohms max initial  
 Insulation resistance: 500 Mohms min  
 Dielectric withstanding voltage: 500 VAC for 1 minute  
 Temperature Rating:  
 Operating temperature: -55°C to +85°C  
 Environmental:  
 Lead free, RoHS compliant.



UNLESS OTHERWISE SPECIFIED  
 ALL DIMENSIONS ARE INCHES [MM]  
 TOLERANCES: EXCEPT AS NOTED  
 INCHES HOLES

.X ± .10	∅X ± .10
.XX ± .020	∅XX ± .015
.XXX ± .015	∅XXX ± .010

APPROVALS		DATE
DRAWN	AY	10/17/13
CHECKED	YC	10/17/13
APPROVED		

**ADAM TECH**

909 Rahway Avenue, Union, NJ 07083  
 Phone: 908-687-5000 Fax: 908-687-5710

TITLE			
ZIF FLEX CIRCUIT CONNECTOR SIDE ENTRY, SMT			
SIZE	PART NO.	REV.	
X	PCA-6-XX-HX-3-G	-	
REF: S00030T	SCALE: NTS	SHEET 1 OF 1	