



**ATTENTION**  
OBSERVE PRECAUTIONS  
FOR HANDLING  
ELECTROSTATIC  
DISCHARGE  
SENSITIVE  
DEVICES

**OF-SMD3216Y YELLOW**



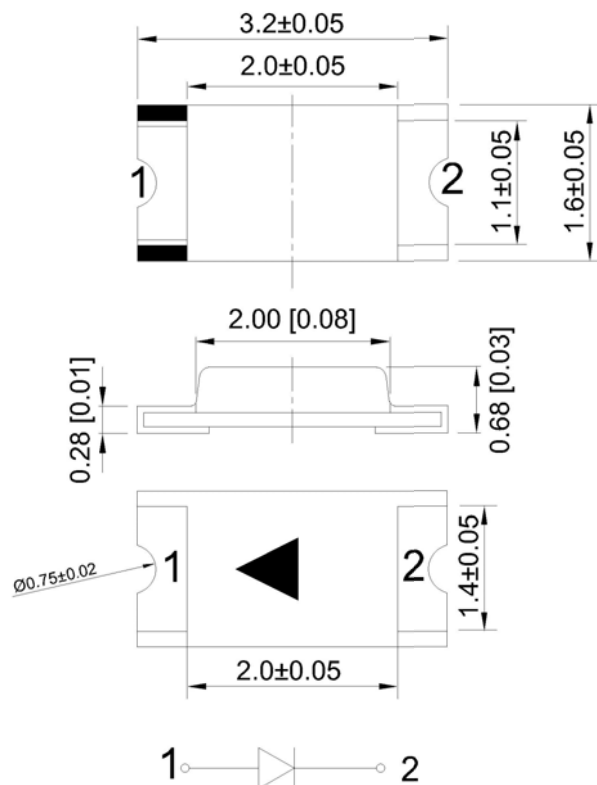
### Features

- 3.2mmx1.6mm SMT LED, 0.68mm THICKNESS.
- LOW POWER CONSUMPTION.
- WIDE VIEWING ANGLE.
- IDEAL FOR BACKLIGHT AND INDICATOR.
- VARIOUS COLORS AND LENS TYPES AVAILABLE.
- PACKAGE: 3000PCS / REEL.

### Description

The Yellow source color devices are made with AlGaInP on sapphire Yellow Light Emitting Diode.

### Package Dimensions



#### Notes:

1. All dimension units are millimeters.
2. All dimension tolerance is  $\pm 0.2$ mm unless otherwise noted.
3. An epoxy meniscus may extend about 1.5mm down the leads.

## Selection Guide

Part No.	Dice	Lens Type	Iv (mcd) @ 20mA		Viewing Angle
			Min.	Typ.	2θ1/2
OF-SMD3216Y	YELLOW (AlGaInP)	WATER CLEAR	460	650	120°

Note:

1. θ1/2 is the angle from optical centerline where the luminous intensity is 1/2 the optical centerline value.

## Electrical / Optical Characteristics at TA=25°C

Symbol	Parameter	Device	Min.	TYP.	Units	Test Conditions
λD	Dominant Wavelength	Yellow	590	595	nm	IF=20mA
C	Capacitance	Yellow		20	pF	VF=0V;f=1MHz
VF	Forward Voltage	Yellow	1.8	2.0	V	IF=20mA
IR	Reverse Current	Yellow	—	5	uA	VR= 5V

## Absolute Maximum Ratings at TA=25°C

Parameter	Yellow	Units
Power dissipation	75	mW
DC Forward Current	30	mA
Peak Forward Current [1]	140	mA
Reverse Voltage	5	V
Operating Temperature	-40°C To +85°C	
Storage Temperature	-40°C To +100°C	

Note:

1. 1/10 Duty Cycle, 0.1ms Pulse Width.

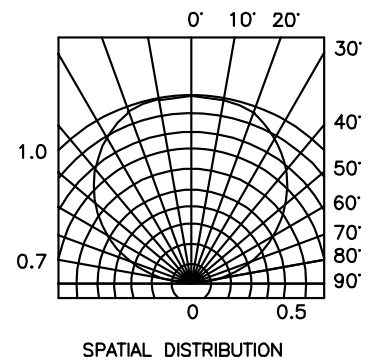
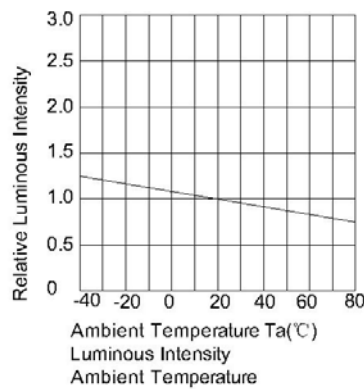
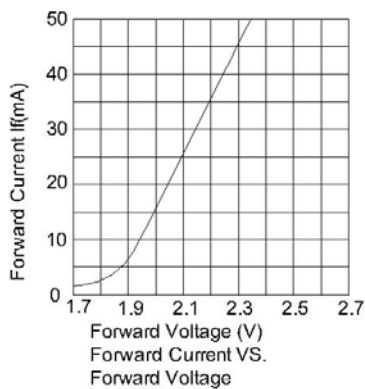
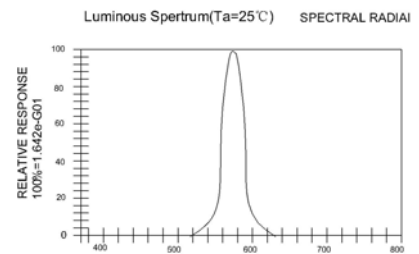
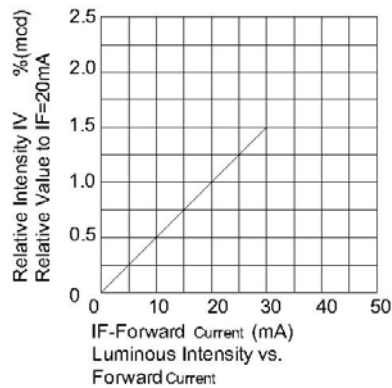
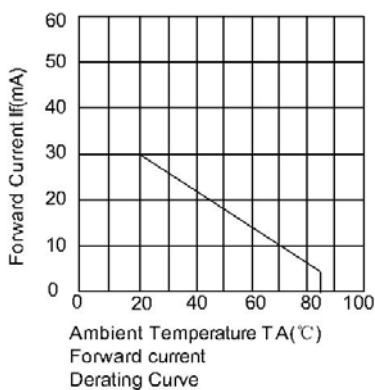
## YELLOW

### Reliability Test Items And Conditions

The reliability of products shall be satisfied with items listed below.  
Confidence level :90% LTPD :10%

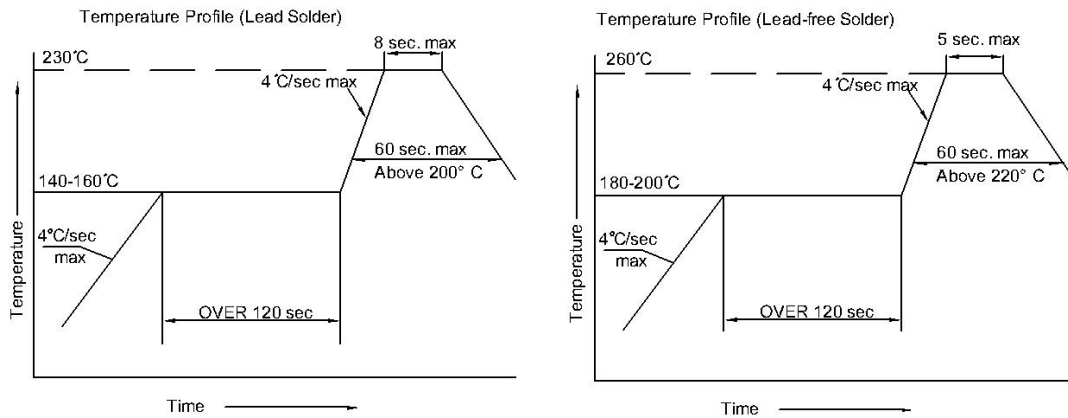
No.	Items	Test Condition	Test Hours/Cycles	Sample Size	Ac/Rc
1	Reflow	Temp:260°C max T=5 sec max.	1times.	22Pcs.	0/1
2	Temperature Cycle	100°C±5°C 30 min. ↑↓5 min -40°C±5°C 30 min.	100 Cycles	22Pcs.	0/1
3	Thermal Shock	100°C±5°C 5 min. ↑↓ -40°C±5°C 5 min.	100 Cycles	22Pcs.	0/1
4	High Temperature Storage	Temp.:100°C±5°C	1000Hrs.	22Pcs.	0/1
5	Low Temperature Storage	Temp.: -40°C±5°C	1000Hrs.	22Pcs.	0/1
6	DC Operating Life	Ta=25°C±5°C IF=20mA	1000Hrs.	22Pcs.	0/1
7	High Temperature/High Humidity	85°C±5°C/ 85%RH IF=5mA	1000Hrs.	22Pcs.	0/1

\*The technical information shown in the data sheets are limited to the typical characteristics and circuit examples of the referenced products. It does not constitute the warranting of industrial property nor the granting of any license.

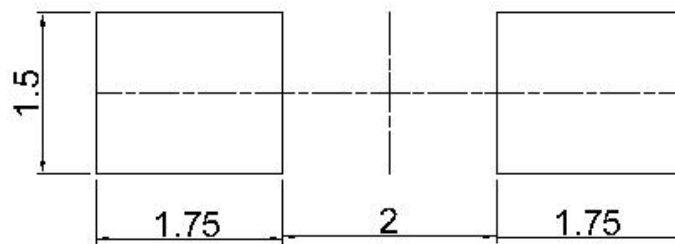


### SMT Reflow Soldering Instructions

Number of reflow process shall be less than 2 times and cooling process to normal temperature is required between first and second soldering process.



### Recommended Soldering Pattern (Units : mm)



### Tape Specifications (Units : mm)

