



SMD 0603 LED SERIES

OF-SMD1608G GREEN



ATTENTION
OBSERVE PRECAUTIONS
FOR HANDLING
ELECTROSTATIC
DISCHARGE

SENSITIVE
DEVICES



Description

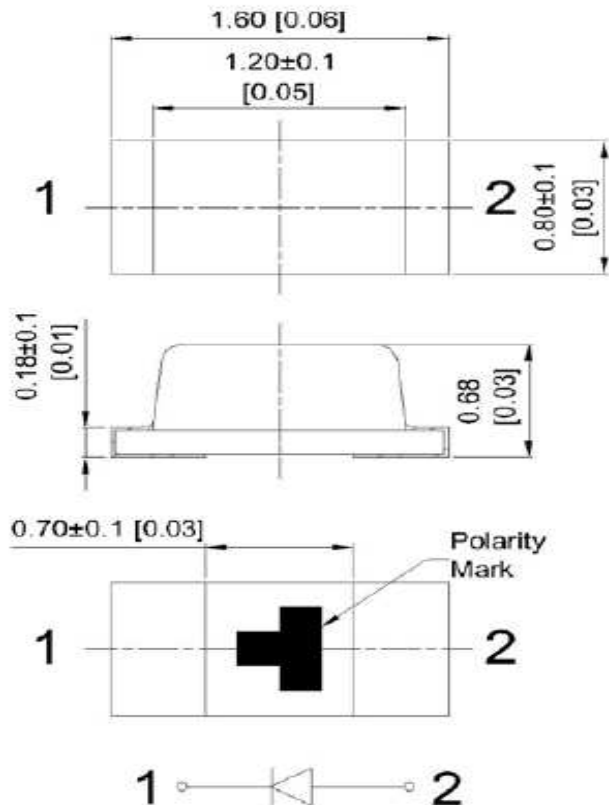
This devices are made with TS GaP.

Features

- 0603 pack.
- Low power consumption.
- Wide viewing angle.
- Compatible with infrared and vapor phase fello solder process.
- Package: 4000pcs/ reel .

Applications

- Indicator and backlighting in telephone ard fax.
- Flat backlight for LCD.
- Switch and symbol.
- General use.





SMD 0603 LED SERIES

Notes:

1. All dimension units are millimeters.
2. All dimension tolerance is $\pm 0.2\text{mm}$ unless otherwise noted.
3. An epoxy meniscus may extend about 1.5mm down the leads.
4. Burr around bottom of epoxy may be 0.5mm max..

Selection Guide

Part. No	Dice	Lens Type	Iv(mcd) @20mA		Viewing Angle
			Min.	Typ.	2 θ 1/2
OF-SMD1608G	GREEN (GaP)	Water clear	355	700	120°

Note:

1. θ 1/2 is the angle from optical centerline where the luminous intensity is 1/2 the optical centerline value.

Electrical / Optical Characteristics at TA=25°C

Parameter	Symbol	Device	Condition	Min	Typ	Unit
Forward Voltage DC	VF	Red	IF=20mA	3,0	3,2	V
Reverse Current	IR	Red	VR=5V		5	uA
Dominant Wavelength	λ D	Red	IF=20mA	510	515	nm
Capacitance	IF(rec)	Red	VF=0V; f=1MHz		45	pF

Absolute Maximum Ratings at TA=25°C

Parameter	White	Units
Power Dissipation	90	mW
DC Forward Current	25	mA
Peak Forward Current	150	mA
Reverse Voltage	5	V
Operating/Storage Temperature	-40°C to +85°C	

Note:

1. 1/10 Duty Cycle, 0.1ms Pulse Width.

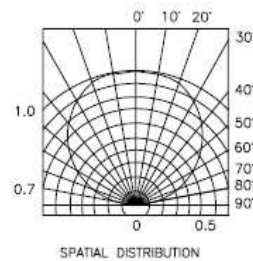
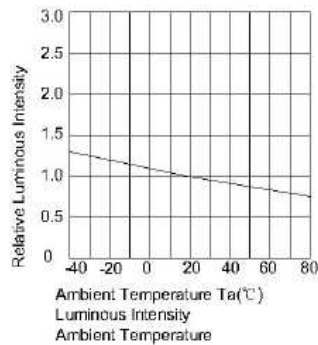
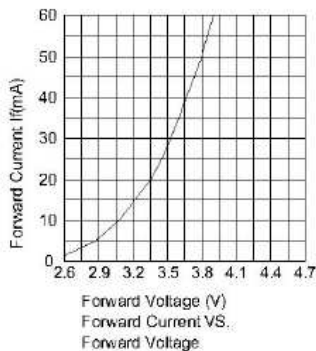
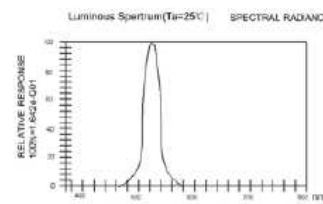
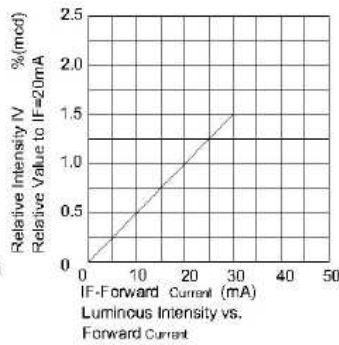
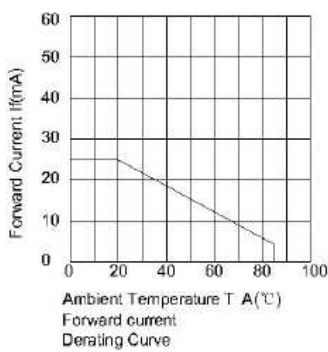


SMD 0603 LED SERIES

Reliability Test Items And Conditions

The reliability of products shall be satisfied with items listed below.
Confidence level :90% LTPD :10%

No.	Items	Test Condition	Test Hours/Cycles	Sample Size	Ac/Rc
1	Reflow	Temp:240°C±5°C Min.5 sec.	6 Min.	22Pcs.	0/1
2	Temperature Cycle	H:+100°C 15 min. ~ 5 min L:-40°C 15 min.	300 Cycles	22Pcs.	0/1
3	Thermal Shock	H:+100°C 5 min. ~ 10 sec. L:-10°C 5 min.	300 Cycles	22Pcs.	0/1
4	High Temperature Storage	Temp.:100°C	1000Hrs.	22Pcs.	0/1
5	Low Temperature Storage	Temp.: -55°C	1000Hrs.	22Pcs.	0/1
6	DC Operating Life	I _f =20mA	1000Hrs.	22Pcs.	0/1
7	High Temperature/High Humidity	85°C/R.H85%	1000Hrs.	22Pcs.	0/1

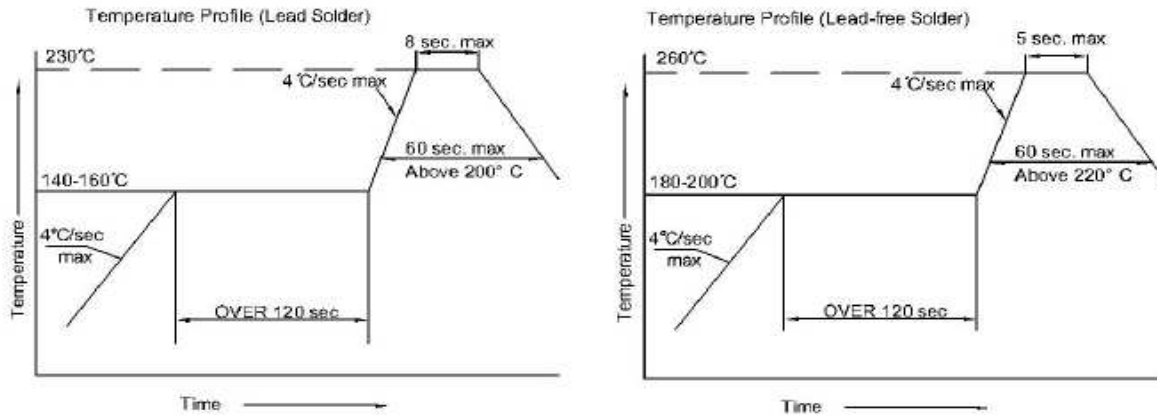





SMD 0603 LED SERIES

SMT Reflow Soldering Instructions

Number of reflow process shall be less than 2 times and cooling process to normal temperature is required between first and second soldering process.



Recommended Soldering Pattern (Units : mm)





SMD 0603 LED SERIES

Tape Specifications (Units : mm)

