

Reduce the noise levels of pneumatic equipment

Compact, efficient and lightweight

Screw directly into the exhaust port

Prevent the ingress of dirt



Technical data

Medium:

Compressed air, filtered 50 µm, lubricated and non lubricated/vacuum, inert gases

Operation:

Exhaust silencer/vacuum filter

Operating pressure:

-1 to +10 bar maximum (vacuum service)

Operating temperature:

-20°C to +80°C

(please contact our Technical Service for use below 2°C)

Mounting:

Directly in the exhaust port

Port sizes:

Metric	Type	BSP	Type	NPT	Type
M5	M/S0				
		G1/8A	M/S1	1/8 NPT	C/S1
		G1/4A	M/S2	1/4 NPT	C/S2
		G3/8A	M/S3	3/8 NPT	C/S3
		G1/2A	M/S4	1/2 NPT	C/S4
		G3/4A	M/S6	3/4 NPT	C/S6
		G1A	M/S8	1 NPT	C/S8

Materials:

Body: UHMW polyethylene porous plastic

Connector base: polyethylene

Ordering Information

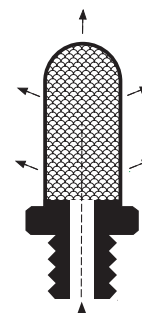
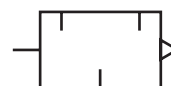
See page 2

Alternative Models

T40 series of Quietaire sintered bronze silencers, see page N/UK 10.5.021.01

Quietaire range of heavy duty models, see page N/UK 10.5.031.01

T45 series of porous plastic silencer for PUSH-IN fittings see page N/UK 10.5.012.01



General informationen

Type	Port size	Type	Port size	Type	Port size	Max. flow factor C *1)	Cv *2)	Continuous sound pressure level (dBA) *3)	
								0,7 bar	6 bar
M/S0	M5					1,3	0,31	59	84
		M/S1	G1/8A	C/S1	1/8 NPT	7,1	1,74	67	85
		M/S2	G1/4A	C/S2	1/4 NPT	5,9	1,44	58	74
		M/S3	G3/8A	C/S3	3/8 NPT	15,3	3,75	65	79
		M/S4	G1/2A	C/S4	1/2 NPT	12,2	3,00	59	73
		M/S6	G3/4A	C/S6	3/4 NPT	31,0	7,79	71	89
		M/S8	G1A	C/S8	1 NPT	39,3	9,63	70	82

*1) C measured in dm³/(s.bar)

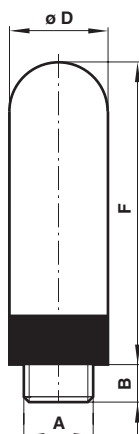
*2) Cv measured in US gall/min

*3) D SPL at 1 m from unit

Ordering example

To order, quote model number from the table overleaf, e.g. M/S3 for the G3/8A model.

Dimensions



Model	Size	B	F	Ø D	Weight (g)
M/S0	M5	4,5	19	6,5	0,35
M/S1, C/S1	1/8 inch	5,5	28,5	12,5	1,80
M/S2, C/S2	1/4 inch	7	35,5	15,5	2,90
M/S3, C/S3	3/8 inch	11,5	56	18,5	6,70
M/S4, C/S4	1/2 inch	12	67	23	11,50
M/S6, C/S6	3/4 inch	15,5	123,5	38	40,00
M/S8, C/S8	1 inch	19,5	140,5	49	60,00

Warning

These products are intended for use in industrial compressed air systems only. Do not use these products where pressures and temperatures can exceed those listed under 'Technical Data'.

Before using these products with fluids other than those specified, for non-industrial applications, life-support systems, or other applications not within published specifications, consult NORGREN.

Through misuse, age, or malfunction, components used in fluid power systems can fail in various modes.

The system designer is warned to consider the failure modes of all component parts used in fluid power systems and to provide adequate safeguards to prevent personal injury or damage to equipment in the event of such failure.

System designers must provide a warning to end users in the system instructional manual if protection against a failure mode cannot be adequately provided.

System designers and end users are cautioned to review specific warnings found in instruction sheets packed and shipped with these products.