

- Input voltages up to 500V AC or input current up to 5A AC.
- Jumper selected output signal.
- Galvanic separation input/output/supply.
- True RMS measurements
- High reliability and accuracy.
- Detachable, fast and reliable wire connectors.
- Slim, rail and fast click mounted housing.
- Special versions on request.

3 years warranty



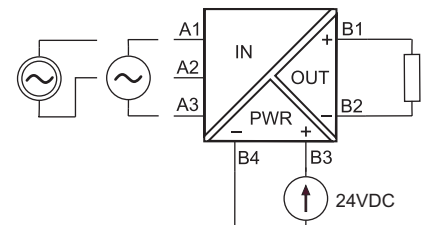
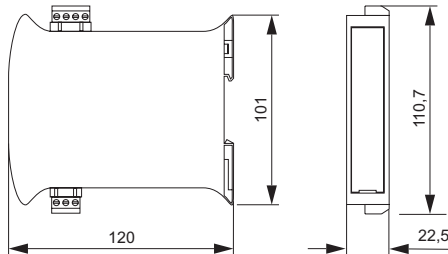
The LXL-X1X analog isolator is dedicated for separation an AC voltage or AC current input signals from the output line. If higher current span is needed, current transformer can be used.

A device assures full 3 ways galvanic separation between input, output and supply lines.

Front jumpers allow easy and comfortable setting the output signal. User may to choose the current signal 0...20mA or 4...20mA or voltage 0...10V.

A high precision is achieved by True RMS converter, which allows measurement of distorted signals (high k shape factor).

There is possibility to deliver device for non-standard signals on demand.



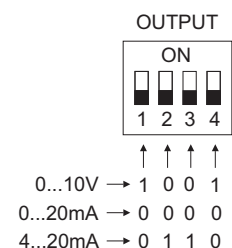
Order LXL-X1X using the following code:

LXL - 1U -

Input type	Voltage	V
	Current	I

1	2	0	0...120V	AC voltage range
2	5	0	0...250V	
4	0	0	0...400V	
4	5	0	0...450V	
5	0	0	0...500V	
0	0	1	0...1A	AC current range
0	0	5	0...5A	
S	S	S	On request	

The output signal is programmable via DIP switch located on the front panel.



It is recommended to set output before installation.

Input

- AC input range (factory preset)
 - voltage input 0...120V, 0...250V, 0...400V, 0...450V, 0...500V
 - current input 0...1A, 0...5A
- input power consumption
 - voltage input $\leq 0.01VA$
 - current input $\leq 1.3VA$
- frequency range 35...200Hz
- overload $\leq 150\%$ input span ($\leq 120\%$ for 0...5A)

Output

- output signal (jumper selected) 0...20mA, 4...20mA, 0...10V
- load resistance
 - current output $\leq 500\Omega$
 - voltage output $\geq 1k\Omega$
- load variation influence $\leq 0.05\%$

Dane ogólne

- basic accuracy
 - small signals (0...15% of input span) $\leq 0.5\%$
 - signals with high shape factor ($k = 3...5$) $\geq 1\%$
- response time (10...90%) $\leq 1\%$
- galvanic separation (test) $\leq 0.5s$
- warm up time 3kV AC, 50Hz, 1min
- 15min

Power supply

- supply voltage
 - nominal 24V DC
 - supply voltage range 20...30V DC
- supply current $\leq 50mA$
- supply voltage variation influence $\leq 0.05\%$

Temperature

- operating temperature
 - voltage input 0...70°C
 - current input 0...50°C
- temperature influence $\leq 0.02\%/^{\circ}C$

Environment conditions

- storage temperature -20...85°C
- humidity (non-condensing) $\leq 90\%$
- working position
 - voltage input vertical
 - current input vertical with min. 30mm distance from other devices

Housing

- material molded PC/ABS
- protection housing/terminals IP20/IP20
- wire connections plugs with screw terminals 1.5mm²
- dimensions see drawings on the first page
- weight ~ 100g