



F&F Filipowski sp. j.
ul. Konstanyńska 79/81, 95-200 Pabianice
tel./fax (+48 42) 215 23 83 / (+48 42) 227 09 71
www.fif.com.pl; e-mail: fif@fif.com.pl

Wireless system
F&Wave

FW-RC5

5-button transmitter
to a $\varnothing 60$ flush-mounted box

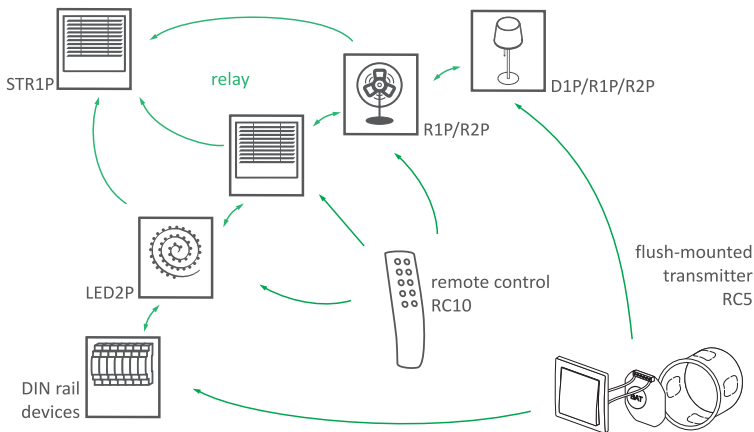


Do not dispose of this device to thrash with other unsorted waste! In accordance with the Waste Electrical and Electronic Equipment Act any household electro-waste can be turned in free of charge and in any quantity to a collection point established for this purpose, as well as to the store in the event of purchasing new equipment (as per the old for new rule, regardless of brand). Electro-waste thrown in the trash or abandoned in the bosom of nature pose a threat to the environment and human health.



Description of the system

F&Wave is a family of wireless devices controlled by radio with a range of up to 100 meters*. The receivers are available in either a DIN-rail mounting version (housing 1S) or a $\varnothing 60$ flush-mounted version. The transmitters are available as handheld remote controllers or as a flush-mounted version. The receivers relay control signals. The device that receives a control signal from the transmitter will automatically send it forward, which allows to increase the range of the remote control.

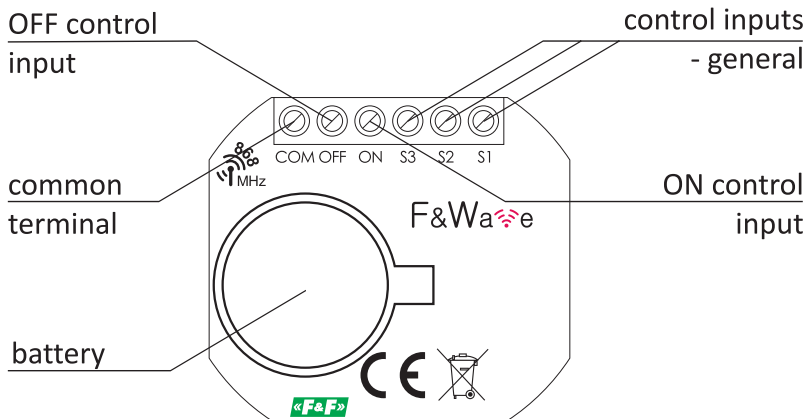


* Range of up to 100 meters in open space without any interfering factors. In building conditions and in the presence of interference sources (power lines, transmitters, etc.) the actual range may be smaller.

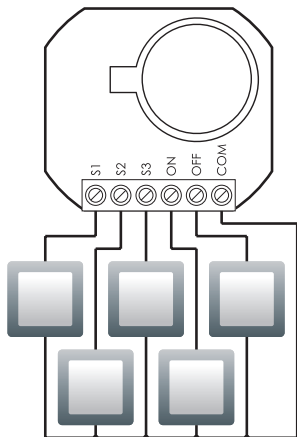
Features of the module

- ◆ Five-button remote control transmitter;
- ◆ Cooperation with remote control transmitters of the F&Wave system;
- ◆ The ability to control any number of receivers;
- ◆ S1, S2 and S3 inputs functionality:
 - on/off (bistable switch) with receivers FW-R1P, FW-R1D, FW-R2P, FW-R2D, FW-D1P, FW-D1D, FW-LED2P, FW-LED2D;
 - raise/lower the roller-blind with receivers FW-STR1P, FW-STR1D;
 - dim/lighten the lighting with receivers FW-D1P, FW-D1D, FW-LED2P, FW-LED2D;
- ◆ The ON input always activates paired receivers and/or raises the roller-blind;
- ◆ The OFF input always deactivates paired receivers and/or lowers the roller-blind;
- ◆ Small size of the enclosure;
- ◆ Screw terminals for easy installation in the $\varnothing 60$ flush-mounted box.

Description of the device



Connection



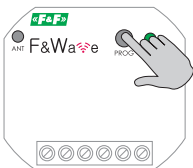
- S1 - control input - general
- S2 - control input - general
- S3 - control input - general
- ON - control input - ON
- OFF - control input - OFF
- COM - common terminal



Control inputs do not cooperate with backlit buttons.

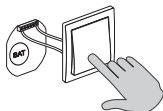
Pairing

①



After the receiver is properly connected, press and hold the PROG button until the device activates output circuit and the communication LED will go off.

②



Press the selected button on a flush-mounted transmitter.

③

Correct pairing will be confirmed by temporary switching off of the output circuit and the LED will turn on again.



Exit from the receiver programming mode will occur automatically after 30 seconds of waiting for a signal from the transmitter or after a short press of the PROG button.

Unpairing

Unpairing of the remote control from the receiver is possible only by clearing the list of all transmitters in the receiver. To clear the list of transmitters cooperating with the receiver, press the PROG button and hold it down for at least 10 seconds. Fast flashing of communication LED will indicate that the memory of the controller has been cleared.

Buttons



Due to the nature of transmission and retransmission do not use the same button in transmitter more often than every 2 seconds. Switching of the receiver may be carried out with a short delay.



We do not recommend the use of remote bistable transmitters to control a group of receivers due to the possibility of desynchronization of the activation state (especially when operating on larger distances and/or simultaneous use of local buttons on the receivers).

Devices of the F&Wave system

Transmitters	Receivers	Box Ø60	DIN rail
flush-mounted	Single relay	FW-R1P	FW-R1D
FW-RC5	Double relay	FW-R2P	FW-R2D
remote controls	Universal dimmer	FW-D1P	FW-D1D
FW-RC4	Roller blind controller	FW-STR1P	FW-STR1D
FW-RC10	Two-channel LED controller	FW-LED2P	FW-LED2D

Technical data

power supply	3 V DC
power consumption	
button pressed	20 mA
standby	15 nA
battery	CR2032
battery life	approx. 15 hours of transmitting (pressed button on the remote control)
working temperature	-25-50°C
radio frequency	868 MHz
dimensions	45.5×40×8 mm

Warranty

F&F products are covered by a 24 month warranty from the date of purchase.

The warranty is effective only with a proof of purchase.

Contact your dealer or directly with us.

For more information on the procedure for submitting a warranty claim visit our web-page: www.fif.com.pl/reklamacje

Compliance with the standards

PN-EN 60669, PN-EN 60950, PN-EN 55024, PN-EN 61000,

PN-ETSI EN 300 220-1, PN-ETSI EN 300 220-2,

PN-ETSI EN 301 489-1, PN-ETSI EN 301 489-3.

CE declaration of conformity is available for download at: www.fif.com.pl.
