



## Over current switch, 63A, 1p, Z-Char, AC

**Part no.** FAZ-Z63/1  
**Article no.** 278632

**Catalog No.** FAZ-Z63/1

### Delivery programme

Basic function			Miniature circuit breakers
Pole			1 pole
Tripping characteristic			Z
Application			Switchgear for industrial and commercial applications
Rated current	$I_n$	A	63
Rated switching capacity acc. to IEC/EN 60947-2		kA	15
Product range			FAZ

### Approvals

Product Standards  
UL File No.  
UL Category Control No.  
CSA File No.  
CSA Class No.  
North America Certification  
Conditions of Acceptability  
Suitable for  
Current Limiting Circuit-Breaker  
Max. Voltage Rating  
Degree of Protection

IEC/EN 60947-2; IEC/EN 60898; UL 1077; CSA-C22.2 No. 235; CE marking  
E177451  
QVNU2, QVNU8  
204453  
3215-30  
UL recognized, CSA certified  
Supplementary Protector only  
Branch Circuits; not as BCPD  
No  
277 VAC; 48 VDC  
IEC: IP20; UL/CSA Type: -

### Electrical

Standards			IEC/EN 60947-2 IEC/EN 60898
Rated operational voltage	$U_e$	V	
	$U_e$	V AC	230/400
		V DC	48 (per pole)
Rated switching capacity acc. to IEC/EN 60947-2		kA	15
Operational switching capacity		kA	7.5
Characteristic			B, C, D
Max. back-up fuse		A gL/ gG	125
Selectivity Class			3
Lifespan	Operations		> 10000
Direction of incoming supply			as required

### Mechanical

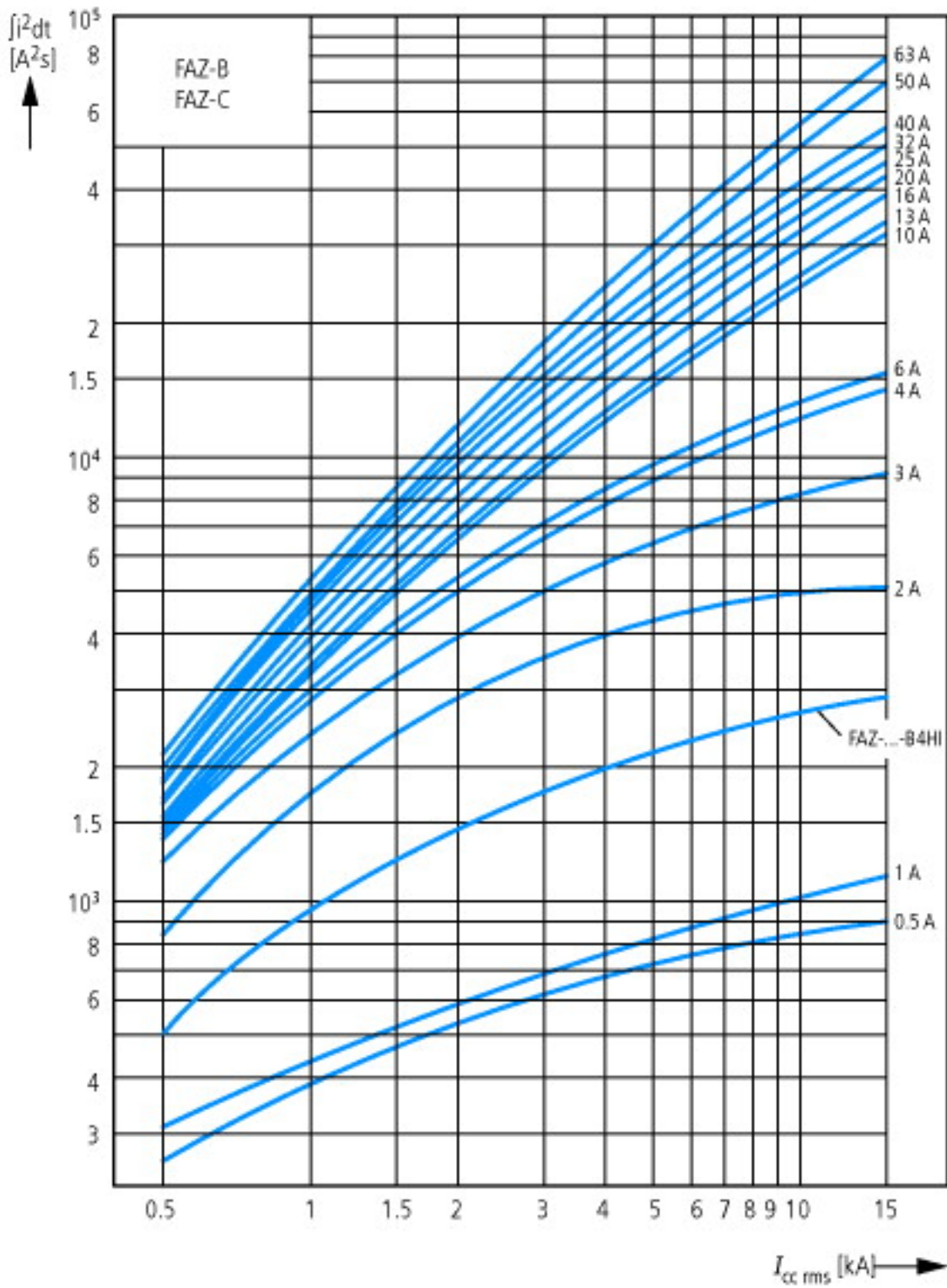
Standard front dimension		mm	45
Enclosure height		mm	80
Terminal protection			Finger and back-of-hand proof to BGV A2
Mounting width per pole		mm	17.5
Mounting			IEC/EN 60715 top-hat rail
Protection type			IP20, IP40 (when fitted)
Terminals top and bottom			Twin-purpose terminals
Terminal capacities		mm <sup>2</sup>	
		mm <sup>2</sup>	1 x 25
		mm <sup>2</sup>	2 x 10
Thickness of busbar material		mm	0.8 ... 2
Mounting position			As required

## Technical data ETIM 5.0

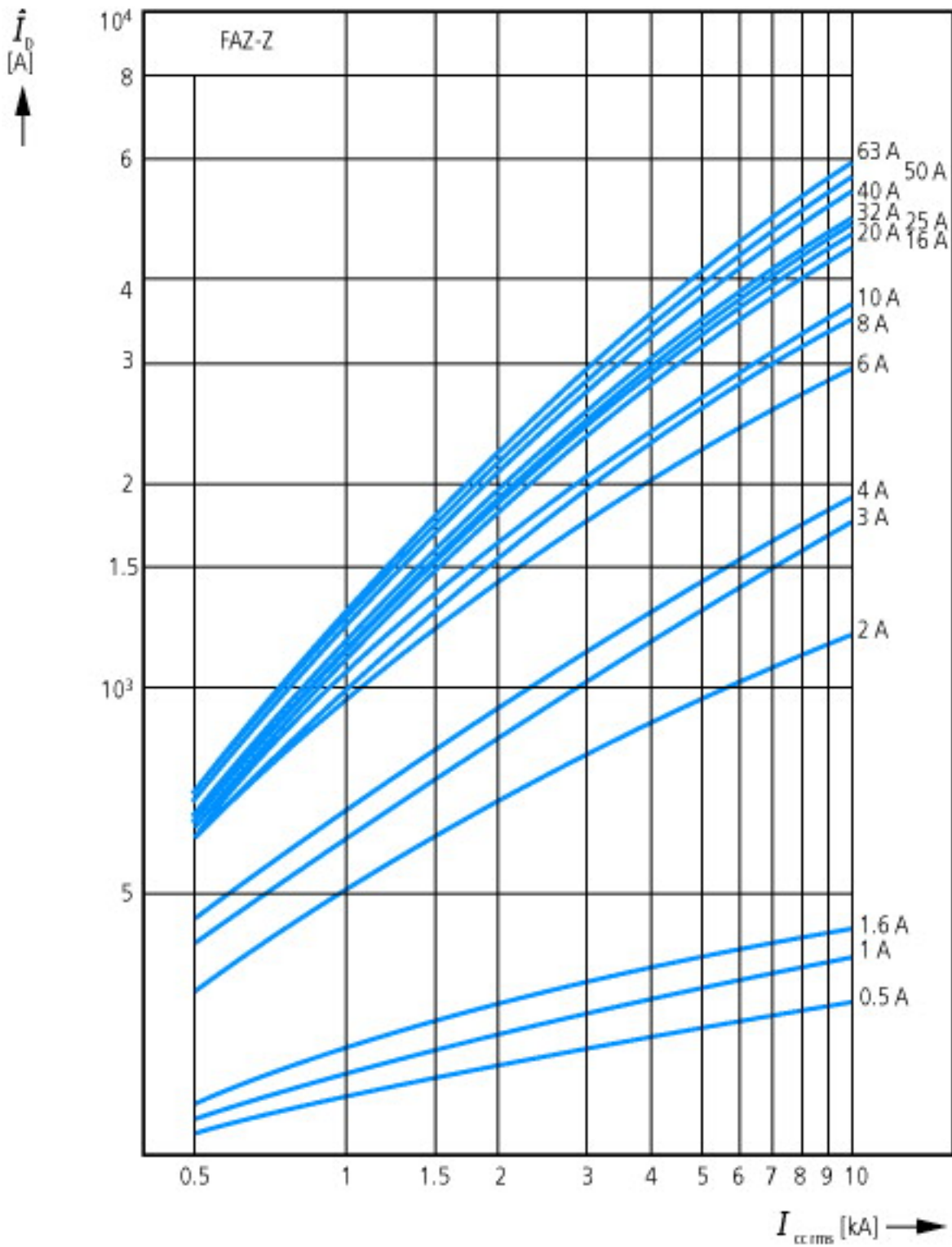
Circuit breakers and fuses (EG000020) / Miniature circuit breaker (MCB) (EC000042)			
Electric engineering, automation, process control engineering / Electrical installation, device / Miniature circuit breaker system (MCB) / Miniature circuit breaker (MCB) (ecf@ss8-27-14-19-01 [AAB905010])			
Release characteristic			Z
Number of poles (total)			1
Rated current		A	63
Rated voltage		V	230
Rated short-circuit breaking capacity EN 60898		kA	0
Rated short-circuit breaking capacity IEC 60947-2		kA	10
Voltage type			AC
Current limiting class			3
Frequency		Hz	50
Concurrently switching N-neutral			No
Over voltage category			3
Pollution degree			2
Width in number of modular spacings			1
Built-in depth		mm	70.5
Additional equipment possible			Yes
Degree of protection (IP)			IP20

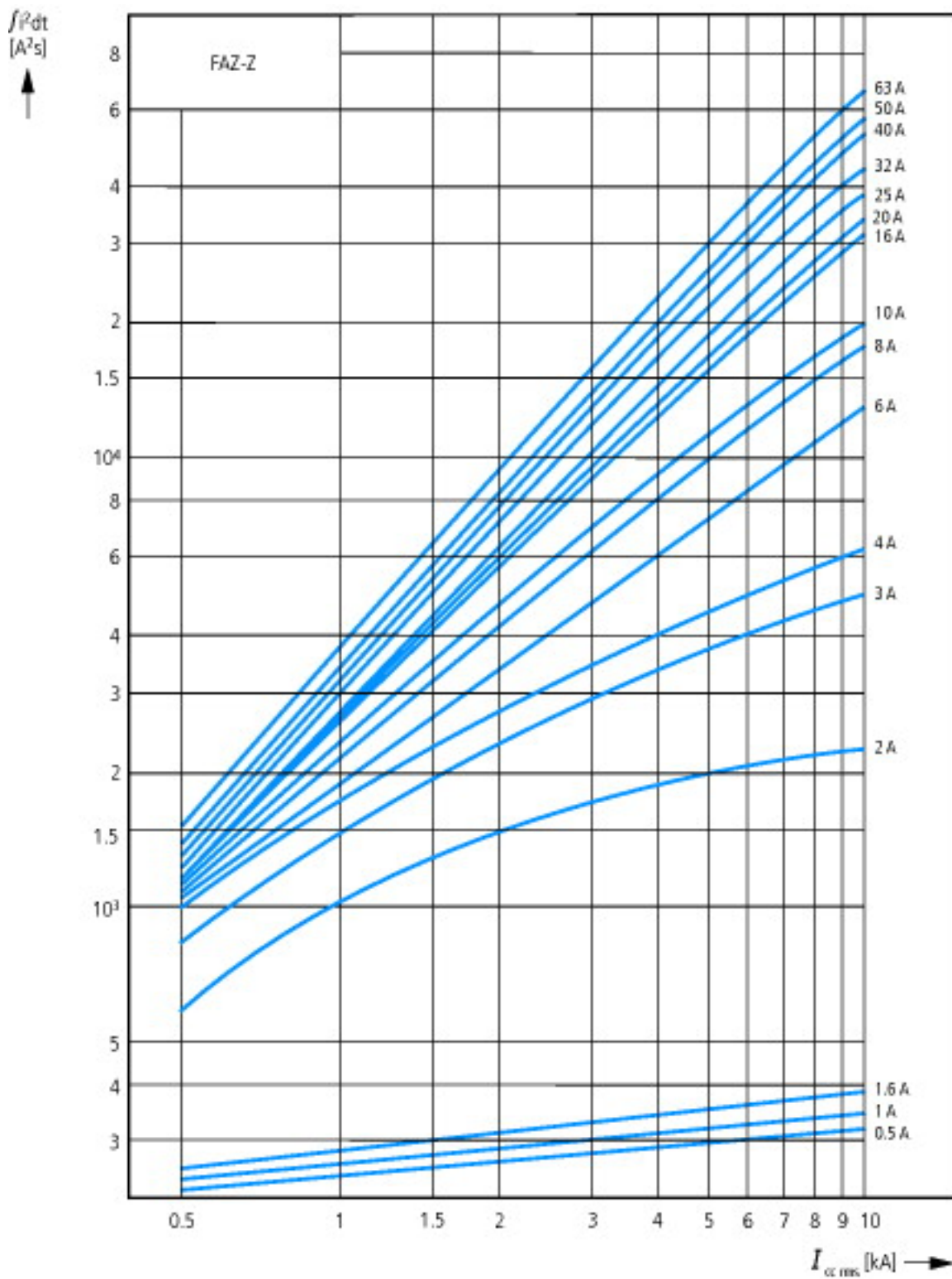
## Characteristics

Characteristic curves			
-----------------------	--	--	--

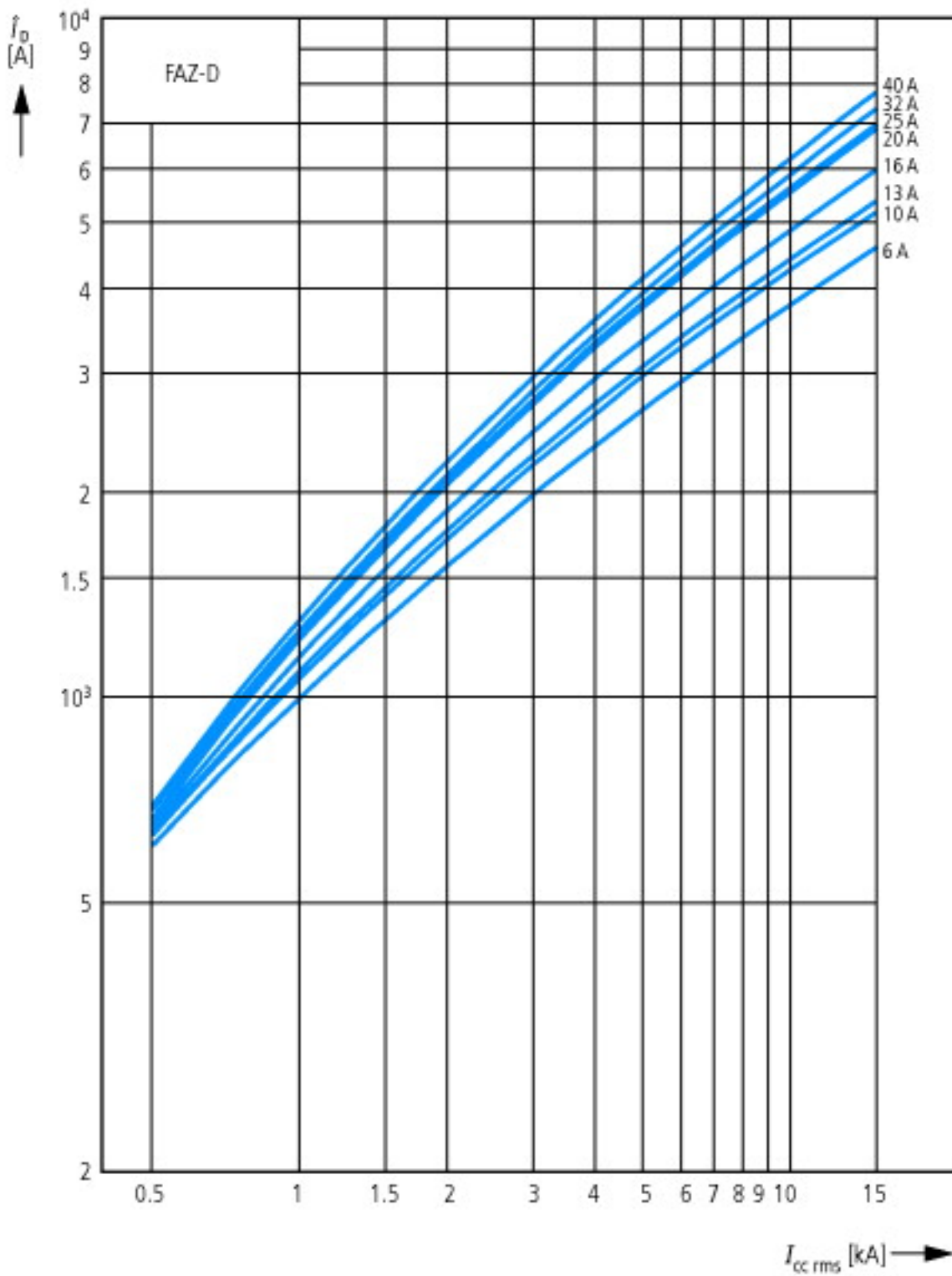


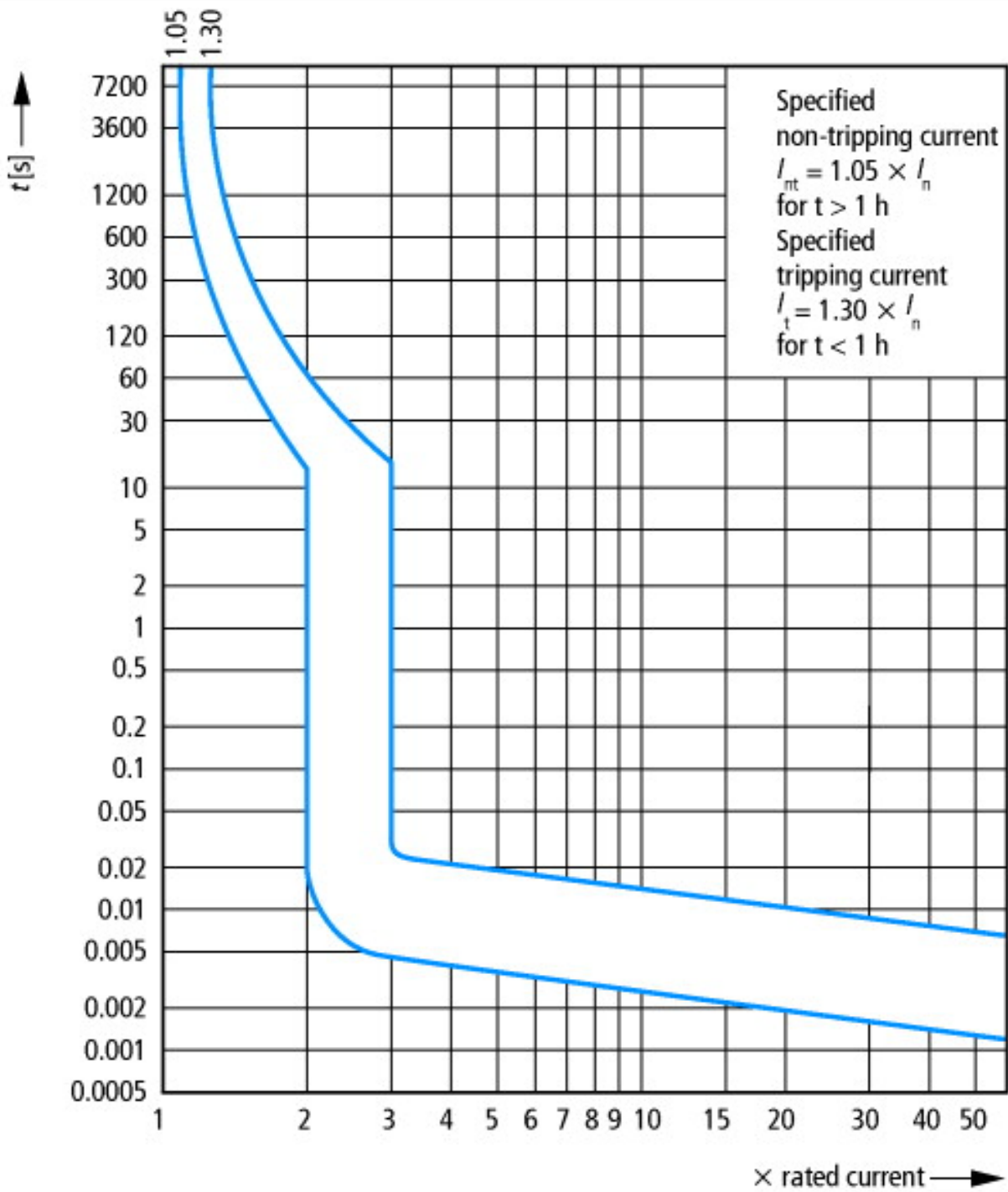
Let-through energy  $I^2t$   
According to IEC/EN 60898





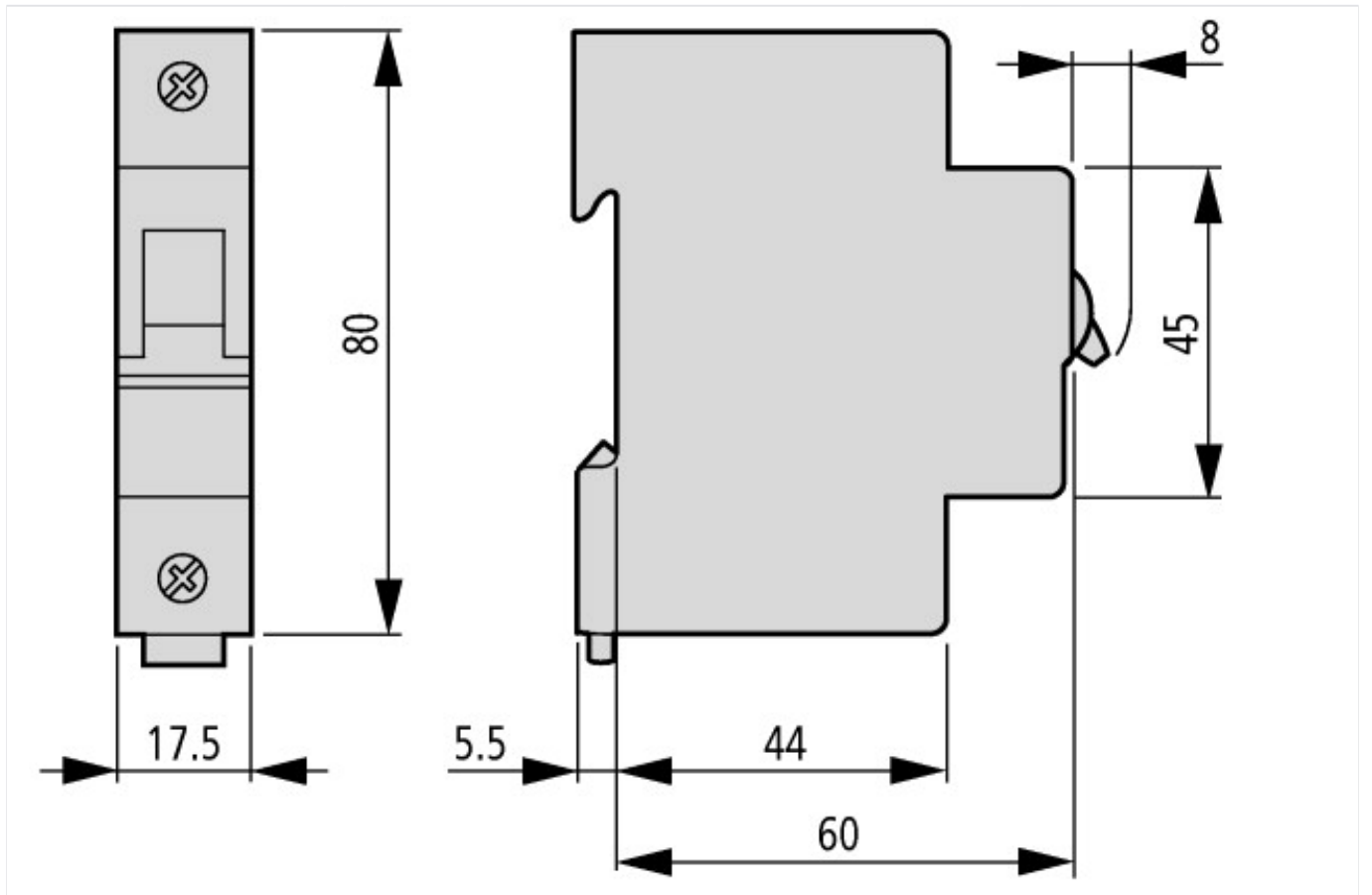
Let-through current  $i_D$   
According to IEC/EN 60898





Tripping characteristic at 30 °C:  
 Z according to IEC/EN 60947

## Dimensions



#### Additional product information (links)

AWA1220-1755 Circuit-breaker

AWA1220-1755 Circuit-breaker

[ftp://ftp.moeller.net/DOCUMENTATION/AWA\\_INSTRUCTIONS/17550701.pdf](ftp://ftp.moeller.net/DOCUMENTATION/AWA_INSTRUCTIONS/17550701.pdf)