

# JBC

[www.jbctools.com](http://www.jbctools.com)



## DI

1 TOOL CONTROL UNIT

# DI / 1 TOOL CONTROL UNIT

DI-1B / DI-2B / DI-9B  
CONTROL UNIT



POWER CORD



MANUAL



## INSTALLATION


STANDS



Power Cord Socket

USB Connector  
to PC

DESOLDERING PUMP



Connectable tools: **T210, T245, PA120, HT420, AP130, DR560** and **DS360**.

Connectable modules: **MS, MV** and **KN**.

## HEAT MANAGEMENT

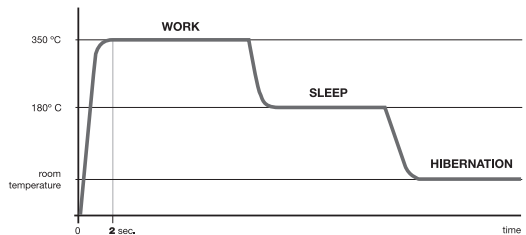
JBC stations intelligently manage the tool tip temperature:

**Work mode:** Lift tool from the stand and the tool tip heats up to the selected temperature.

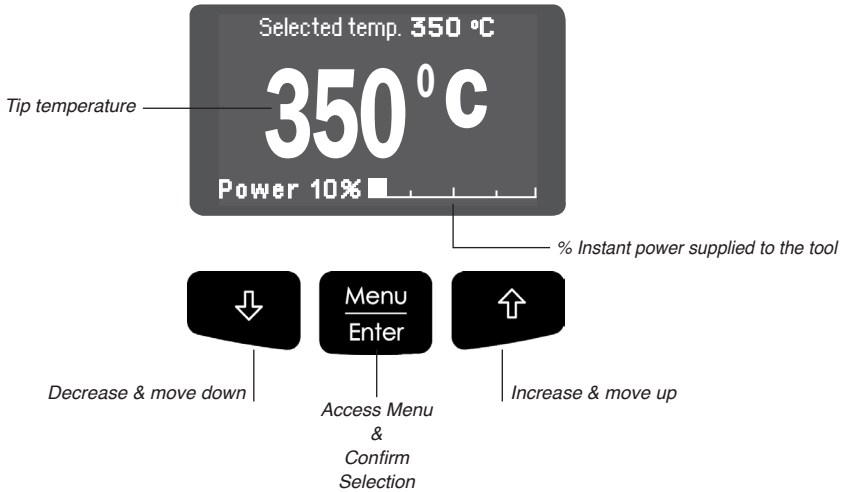
**Sleep mode:** When the tool is in the stand, the temperature reduces (preset sleep temperature is 180°C / 360°F).

**Hibernation mode:** After longer periods of inactivity (pre-set to 30 minutes), the power is cut off and the tool cools down to room temperature.

*Heat management increase tip life which reduces cost of ownership.*

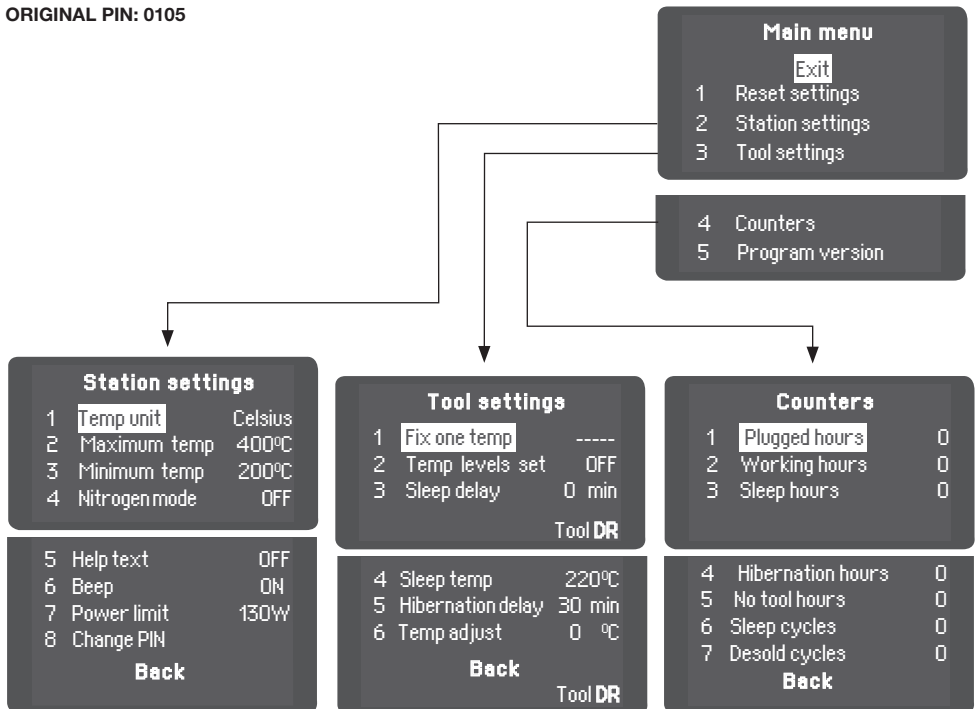


## CONTROL SCREEN



## SETTINGS MENU

ORIGINAL PIN: 0105



## TECHNICAL SPECIFICATIONS

---

- Temperature selection from 90°C (190°F) to 450°C (840°F) (±5%).
- Output Peak Power: 130W.
- Safety transformer, mains separator and double isolation.
- **DI-2B** 230V 50/60Hz. Input fuse: 1A. Output: 23,5V.
- **DI-1B** 120V 50/60Hz. Input fuse: 2A. Output: 23,5V.
- **DI-9B** 100V 50/60Hz. Input fuse: 2,5A. Output: 23,5V.
- Total weight of unit : 2 kg (4,3 lb).
- Complies with CE standards on electrical safety, electromagnetic compatibility and ESD protected housing "skin effect".
- RoHS compliant.
- Equipotential connector and the tool tip are connected to station mains ground supply for ESD protection.



This product should not be  
thrown in the garbage.

# JBC

---

### WARRANTY

JBC's 2 years warranty guarantees this equipment against all manufacturing defects, covering the replacement of defective parts and all necessary labour.

Warranty does not cover product wear due to use or mis-use.

In order for the warranty to be valid, equipment must be returned, postage paid, to the dealer where it was purchased enclosing this fully filled in, sheet.

---

SERIAL N°

---

STAMP OF DEALER

---

---

DATE OF PURCHASE

---