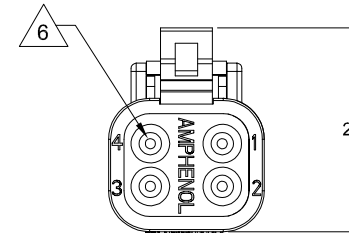
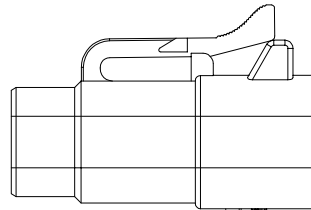
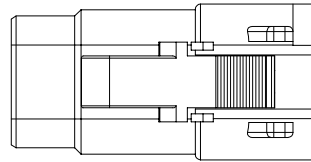
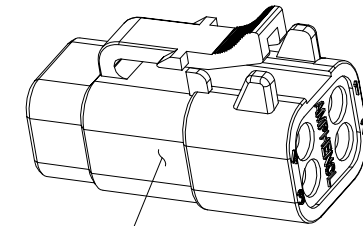
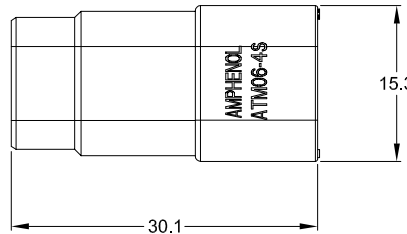
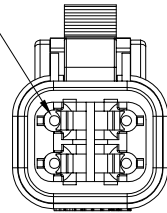


| REVISIONS | | | | | |
|-----------|-----|------------------------|-----------|-----|------|
| REV | ECO | DESCRIPTION | DATE | BY | APPR |
| A3 | - | RELEASE NEW DWG FORMAT | 18/JUN/13 | DRP | - |



REQUIRES CONTACT RETENTION WEDGE AWM-4S



STANDARD MOLDED COLOR IS GREY. ADDITIONAL COLORS SHOWN IN PART NUMBER CHART ARE AVAILABLE VIA SPECIAL ORDER.

NOTES: UNLESS OTHERWISE SPECIFIED

- MATERIAL:
HOUSING: THERMOPLASTIC
SEAL: SILICONE RUBBER
- MODIFICATIONS: N/A
- SPECIFICATIONS:
 - CURRENT RATING: 7.5 AMPS
 - OPERATING TEMPERATURE: -55°C TO +125°C
 - DIELECTRIC WITHSTANDING VOLTAGE: LESS THAN 2 MILLIAMPS CURRENT LEAKAGE @ 1500 VOLTS AC.
 - INSULATION RESISTANCE: 1000 MEGOHMS MIN @ 25°C.
 - MOISTURE RESISTANCE: IP67 (MATED CONDITION)
 - MATING CYCLE DURABILITY: 100 CYCLES
 - RoHS COMPLIANT
- MATING PART: ATM04-4P* RECEPTACLE.
(* = MODIFICATIONS AND/OR COLORS)

5. ALL DIMENSIONS ARE FOR REFERENCE USE ONLY.

6 CONTACT SIZE AND REAR SEAL WIRE RANGE:

| CONTACT SIZE | MIN. INSUL O.D. | MAX. INSUL O.D. | TYPICAL WIRE RANGE |
|--------------|-------------------|-------------------|--------------------|
| 20 | 1.35 mm (.053 in) | 3.05 mm (.120 in) | 16 - 22 AWG |

| PART NUMBER CHART | |
|-------------------|--------------|
| COLOR | PART NUMBER |
| GREY | ATM06-4S |
| BLACK | ATM06-4S-BLK |
| BLUE | ATM06-4S-BLU |
| BROWN | ATM06-4S-BRN |
| GREEN | ATM06-4S-GRN |
| RED | ATM06-4S-RED |
| WHITE | ATM06-4S-WHT |
| YELLOW | ATM06-4S-YEL |

| SEE PART NUMBER CHART | | DESCRIPTION | | ITEM |
|---|-------------|--|--------------|-------------|
| QUANTITY | PART NUMBER | MATERIALS LIST | | |
| UNLESS OTHERWISE SPECIFIED 1) All dimensions are in metric (mm). 2) Tolerances are as follows: 1 PL DEC ±0.30 2 PL DEC ±0.15 3 PL DEC ±0.08 Fractions ±1/64 Angles ±1° | | SIGNATURES | | DATE |
| DRAWN: D.PARKS | | 18/JUN/13 | | |
| CHECKED: | | ENGINEER: | | |
| APPROVAL: | | CUSTOMER: | | |
| MATERIAL SPECIFICATIONS: | | THIS DRAWING IS SUPPLIED FOR INFORMATION ONLY. DESIGN FEATURES, SPECIFICATIONS AND PERFORMANCE DATA SHOWN HEREON ARE THE PROPERTY OF THE AMPHENOL CORPORATION. NO RIGHTS OF REPRODUCTION ARE IMPLIED. ALL DIMENSIONS ARE SUBJECT TO NORMAL MANUFACTURING VARIATIONS. | | |
| PROCESS SPECIFICATIONS: | | SIZE | TYPE | DWG NO: |
| NEXT ASSY: | | B C- | ATM06-4S-XXX | REVISION A3 |
| | | SCALE: NONE | SHEET 1 OF 1 | |

TITLE: PLUG, 4 SOCKET, ATM SERIES
DWG NO.: ATM06-4S-XXX
REV: A3
SH: 1
OF: 1