



## 84873024-MWA



- ✓ Control of 3-phase networks: phase sequence, phase failure, imbalance (asymmetry), over and undervoltage
- ✓ Range includes mono-function product and multi-function product
- ✓ Multi-voltage from 3 x 208 to 3 x 480 V AC
- ✓ Controls its own supply voltage
- ✓ True RMS measurement
- ✓ LED status indication

### Supply

Supply voltage Un	3 x 208 → 3 x 480 V AC *
Voltage supply tolerance	-12% / +10%
Operating range	183 → 528 V AC
AC supply voltage frequency	50 / 60 Hz ± 10%
Galvanic isolation of power supply/measurement	No
Power consumption at Un	1.8 VA in AC
Immunity from micro power cuts	10 ms

### Inputs and measuring circuit

Measurement ranges	183 → 528 V AC
Selection of phase-phase nominal voltage Un	208 - 220 - 380 - 400 - 415 - 440 - 480 V
Frequency of measured signal	50 → 60 Hz ± 10%
Max. measuring cycle time	150 ms/True RMS measurement
Voltage threshold adjustment	2 → 20% of selected Un (-2 to -12% across the 3 x 208 V AC range / -2 to -17% across the 3 x 220 V AC range / 2 to 10% across the 3 x 480 V AC range)
Voltage threshold hysteresis	2% of fixed Un
Asymmetry threshold hysteresis	2% of fixed Un
Asymmetry threshold adjustment	5 to 15% of selected Un
Display precision	± 3% of the displayed value
Repetition accuracy with constant parameters	± 0,5%
Measuring error with voltage drift	< 1% across the whole range
Measuring error with temperature drift	< 0,05%/ °C
Maximum regeneration (phase failure)	70%

### Timing

Delay on threshold crossing	0.1 to 10 s 0 +10%
Repetition accuracy with constant parameters	± 3%
Reset time	1500 ms
Delay on pick-up	500 ms
Alarm on delay time max.	< 200 ms

### Output

Type of output	1 single pole changeover relay
Type of contacts	No cadmium
Maximum breaking voltage	250 V AC/DC
Max. breaking current	5 A AC/DC
Min. breaking current	10 mA / 5 V DC
Electrical life (number of operations)	1 x 10 <sup>5</sup>
Breaking capacity (resistive)	1250 VA AC
Maximum rate	360 operations/hour at full load
Operating categories acc. to IEC 60947-5-1	AC 12, AC 13, AC 14, AC 15, DC 12, DC 13, DC 14
Mechanical life (operations)	30 x 10 <sup>6</sup>

### Insulation

Nominal insulation voltage IEC 60664-1	400 V
Insulation coordination (IEC 60664-1 / 60255-5)	Overvoltage category III: degree of pollution 3
Rated impulse withstand voltage IEC 60664-1/60255-5	4 kV (1,2 / 50 μs)
Dielectric strength IEC 60664-1/60255-5	2 kV AC 50 Hz 1 min
Insulation resistance IEC 60664-1 / 60255-5	> 500 MΩ / 500 V DC

### General characteristics

Display power supply	Green LED
Display relay	Yellow LED - This LED flashes during the threshold delay
Casing	17,5 mm
Mounting	On 35 mm symmetrical DIN rail, IEC/EN 60715
Mounting position	All positions
Material: enclosure plastic type VO to UL94 standard	Incandescent wire test according to IEC 60695-2-11 & NF EN 60695-2-11
Protection (IEC 60529)	Terminal block: IP20 Casing: IP30

Weight	80 g
Connecting capacity IEC 60947-1	Rigid: $1 \times 4^2 - 2 \times 2.5^2 \text{ mm}^2$ $1 \times 11 \text{ AWG} - 2 \times 14 \text{ AWG}$ Flexible with ferrules: $1 \times 2.5^2 - 2 \times 1.5^2 \text{ mm}^2$ $1 \times 14 \text{ AWG} - 2 \times 16 \text{ AWG}$
Max. tightening torques IEC 60947-1	0,6 Nm $\rightarrow$ 1 / 5,3 $\rightarrow$ 8,8 Lbf.In
Operating temperature IEC 60068-2	-20 $\rightarrow$ +50°C
Storage temperature IEC 60068-2	-40 $\rightarrow$ +70°C
Humidity IEC 60068-2-30	2 x 24 hr cycle 95% RH max. without condensation 55°C
Vibrations according to IEC/EN60068-2-6	10 $\rightarrow$ 150 Hz, A = 0.035 mm
Shocks IEC 60068-2-6	5 g

#### Standards

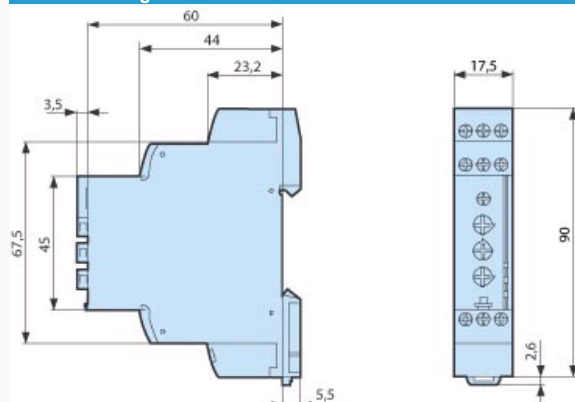
Marking	CE (LVD) 73/23/EEC - EMC 89/336/EEC
Product standard	NF EN 60255-6 / CEI 60255-6 / UL 508 / CSA C22.2 N°14
Electromagnetic compatibility	Immunity EN 61000-6-2/IEC 61000-6-2 Emission EN 61000-6-4/EN 61000-6-3 IEC 61000-6-4/IEC 61000-6-3 Emission EN 55022 class B
Certifications	UL, CSA, GL
Conformity with environmental directives	RoHS, WEEE

#### Comments

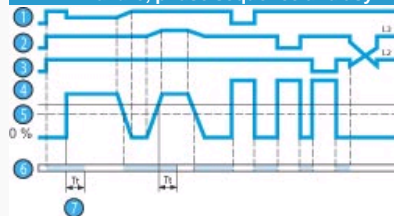
\* 3-phase mains with earth

Description	Code
Removable sealable cover for 17.5 mm casing	84800000

#### Dimension Diagram : MWG - MWA - MWU - MWUA



#### : MWA - Failure, phase sequence and asymmetry



Set the selector switch to the 3-phase network voltage  $U_n$ .

The position of this selector switch is only taken into account when the unit is powered up.

If the switch position changes while the unit is operating, all the LEDs flash but the product continues to work normally with the voltage selected on energisation prior to the change of position.

The LEDs return to their normal state if the switch is reset to its initial position defined before the last energisation.

Definition of asymmetry setting = Nominal voltage between phases ( $U_n$ ) x asymmetry rate (%) displayed on front face.

The relay controls:

- correct sequencing of the three phases
- failure of one of the three phases ( $U$  measured  $< 0.7 \times U_n$ ).
- asymmetry, adjustable from 5 to 15% of  $U_n$ .

In the event of a phase sequence or failure fault, the relay opens instantaneously.

In the event of an asymmetry fault, the relay opens at the end of the time delay set by the user.

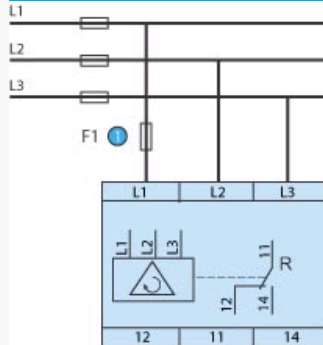
When the unit is powered up with a measured fault, the relay stays open.

Asymmetry is defined as follows:  $(V_{rms \text{ max.}} - V_{rms \text{ min.}}) / V_{rms \text{ mains}}$ .

$V_{rms \text{ mains}}$  corresponds to the voltage selected by the switch on the front face.

N°	Legend
1	Phase L1
2	Phase L2
3	Phase L3
4	Asymmetry threshold
5	Hysteresis
6	Relay
7	Delay on threshold crossing (Tt)

#### : MWG - MWA - MWU - MWUA



N°	Legend
1	100 mA fast-blow fuse

#### Special adaptations

- ✓ Customisable colours and labels
  - ✓ Single voltage in the generic range
  - ✓ Adjustable fixed hysteresis
  - ✓ Fixed or adjustable time delay except for MWG
- Dedicated adaptation on MWG:
- ✓ Adjustable regeneration rate
- Dedicated adaptation on MWU:
- ✓ Fixed undervoltage threshold in the generic range
- Dedicated adaptation on MWA:
- ✓ Fixed asymmetry threshold in the generic range
- Adaptations dedicated to MWUA:
- ✓ Fixed undervoltage threshold in the generic range
  - ✓ Fixed overvoltage threshold in the generic range
  - ✓ Fixed asymmetry threshold in the generic range or adjustable 5→25%