

IEC Appliance Inlet C14 or C18 with Line Switch 2 pole and Fuseholder 1- or 2-pole



See below:
[Approvals and Compliances](#)

Description

- Panel mount :
 Screw-on version from front or rear side , Appliance Inlet , protection class I or II , Fuseholder for fuse-links 5 x 20 mm , Line Switch 2-pole
- Meets the requirements of IEC 60335-1 for appliances in unattended use. This includes the enhanced requirements of glow wire tests acc. to IEC 60695-2-11 or -12 &-13.
- Solder terminals or quick connect terminals

Characteristics

- Line switch non-illuminated or illuminated

References

Alternative: version with line filter [FKI](#); [FKID](#)

Weblinks

[pdf data sheet](#), [html datasheet](#), [General Product Information](#), [Distributor-Stock-Check](#), [Accessories](#), [Detailed request for product](#)

Technical Data

| | |
|-----------------------------------|---|
| Ratings IEC | 10A / 250VAC; 50Hz |
| Ratings UL/CSA | 10A / 250VAC; 60Hz |
| Dielectric Strength | > 1.5kVAC between L-N > 3kVAC between L/N-PE (1 min/50Hz) |
| Allowable Operation Temperature | -25 °C to 70 °C |
| IP-Protection | from front side IP20 acc. to IEC 60529 |
| Protection against electric shock | Suitable for appliances with protection class I or II acc. to IEC 61140 |
| Terminal | Solder terminals or quick connect terminals |
| Material: Housing | PA6, black, UL 94V-0 |

| | |
|------------------------------|--|
| appliance inlet/-outlet | C14 / C18 acc. to IEC 60320-1 UL 60320-1, CSA C22.2 no. 60320-1 (for cold conditions) pin-temperature 70 °C, 10A, Protection Class I or II |
| Fuseholder | 1 or 2 pole, acc. to IEC 60127-6, for fuse-links 5 x 20mm |
| Power Acceptance @ Ta > 23°C | Admissible power acceptance at higher ambient temperature see derating curves |
| Line Switch | Rocker switch 2-pole, non-illuminated or illuminated black, acc. to Technical Details |

Approvals and Compliances

Detailed information on product approvals, code requirements, usage instructions and detailed test conditions can be looked up in [Details about Approvals](#)

SCHURTER products are designed for use in industrial environments. They have approvals from independent testing bodies according to national and international standards. Products with specific characteristics and requirements such as required in the automotive sector according to IATF 16949, medical technology according to ISO 13485 or in the aerospace industry can be offered exclusively with customer-specific, individual agreements by SCHURTER.

Approvals

The approval mark is used by the testing authorities to certify compliance with the safety requirements placed on electronic products.

Approval Reference Type: 6765

| Approval Logo | Certificates | Certification Body | Description |
|---------------|---------------------------------|--------------------|---------------------------------|
| | SEMKO Approvals | SEMKO | Certificate Number: SE/09137-1A |
| | UL Approvals | UL | UL File Number: E93617 |



Product standards

Product standards that are referenced

| Organization | Design | Standard | Description |
|--|-----------------------|-----------------------|---|
|  | Designed according to | IEC 60320-1 | Appliance couplers for household and similar general purposes |
|  | Designed according to | IEC 60127-6 | Miniature fuses. Part 6. Fuse-holders for miniature fuse-links |
|  | Designed according to | UL 60320-1 | Standard for Attachment Plugs and Receptacles |
|  | Designed according to | CSA C22.2 no. 60320-1 | General Use Receptacles, Attachment Plugs, and Similar Wiring Devices |






Application standards

Application standards where the product can be used

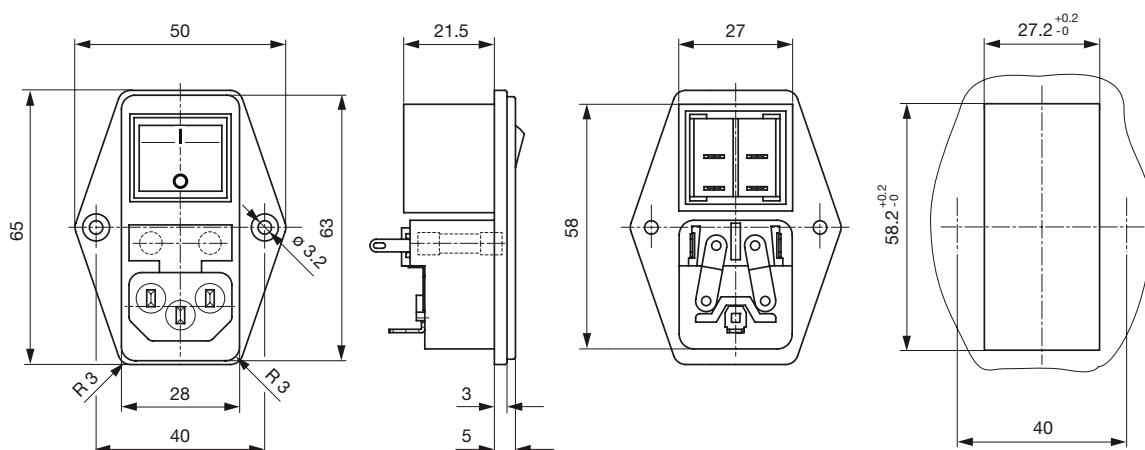
| Organization | Design | Standard | Description |
|--|--------------------------------|--------------|--|
|  | Designed for applications acc. | IEC/UL 60950 | IEC 60950-1 includes the basic requirements for the safety of information technology equipment. |
|  | Designed for applications acc. | IEC 60335-1 | Safety of electrical appliances for household and similar purposes. Meets the requirements for appliances in unattended use. This includes the enhanced requirements of glow wire tests acc. to IEC 60695-2-11 or -12 & -13. |

Compliances

The product complies with following Guide Lines

| Identification | Details | Initiator | Description |
|--|------------------------------|-------------|---|
|  | CE declaration of conformity | SCHURTER AG | The CE marking declares that the product complies with the applicable requirements laid down in the harmonisation of Community legislation on its affixing in accordance with EU Regulation 765/2008. |
|  | RoHS | SCHURTER AG | Directive RoHS 2011/65/EU, Amendment (EU) 2015/863 |
|  | China RoHS | SCHURTER AG | The law SJ / T 11363-2006 (China RoHS) has been in force since 1 March 2007. It is similar to the EU directive RoHS. |
|  | REACH | SCHURTER AG | On 1 June 2007, Regulation (EC) No 1907/2006 on the Registration, Evaluation, Authorization and Restriction of Chemicals 1 (abbreviated as "REACH") entered into force. |
|  | White paper Glow wire test | SCHURTER AG | Meets the requirements of IEC 60335-1 for appliances in unattended use. This includes the enhanced requirements of glow wire tests acc. to IEC 60695-2-11 or -12 & -13. |

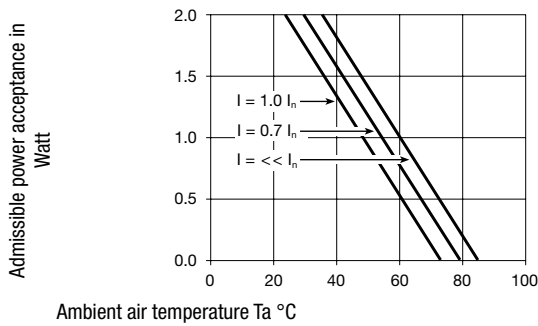
Dimensions [mm]



Length of the terminal please find at the order code configuration table

Derating Curves

1-pole



2-pole



Config. Code

6765 - H - ABCN - D - EGOP

The characters are placeholders for the correspondingly keys of selections from the key tables.

6765 - **H** - ABCN - D - EGOP = Type

| Type | Configuration key |
|---------------------|-------------------|
| protection class II | B |
| protection class I | X |

6765 - H - **A** BCN - D - EGOP = Terminals

| Terminal L | Configuration key |
|---------------------------|-------------------|
| connection to fuse holder | B |

6765 - H - A **B** CN - D - EGOP = Terminals

| Terminal N | Configuration key |
|------------------------------------|-------------------|
| short solder terminal (L = 4.8 mm) | 2 |
| long solder terminal (L = 8.5 mm) | 3 |
| Blade terminal (4.8 x 0.8 mm) | 8 |
| Blade terminal (6.3 x 0.8 mm) | 9 |
| connection to fuse holder | B |

Symbols similar as in table A

6765 - H - AB **C** N - D - EGOP = Terminals

| Terminal Ground | Configuration key |
|------------------------------------|-------------------|
| without terminal | 0 |
| short solder terminal (L = 4.8 mm) | 2 |
| long solder terminal (L = 8.5 mm) | 3 |
| Blade terminal (4.8 x 0.8 mm) | 8 |
| Blade terminal (6.3 x 0.8 mm) | 9 |

Symbols similar as in table A

6765 - H - ABC **N** - D - EGOP = Terminal Fuseholder

| Terminal Fuseholder | Configuration key |
|---------------------|-------------------|
| solder terminal | 1 |

6765 - H - ABCN - **D** - EGOP = Color

| Color | Configuration key |
|-------|-------------------|
| Black | A |

6765 - H - ABCN - D - **E** GOP = Style

| Style | Configuration key |
|-------------------------------|-------------------|
| flange with countersunk holes | 1 |

6765 - H - ABCN - D - E **G** OP = Dimension S

| Dimension "S" | Configuration key |
|---------------|-------------------|
| 00 | |

The dimension "S" is displayed in (1/10 mm). This information is also valid for the order code

6765 - H - ABCN - D - EG **O** P = Features

| Features | Configuration key |
|--|-------------------|
| dead cover | 1 |
| holder for 1 or 2 fuses (text legible, when inlet on top) | 4 |
| holder for 1 or 2 fuses (text legible, when inlet on bottom) | 5 |

6765 - H - ABCN - D - EGO **P** = Switches

| Switches | Configuration key |
|----------|-------------------|
| not used | 0 |

| Switches | Configuration key | Switches | Configuration key |
|--|-------------------|---|-------------------|
| dead cover | 1 | bipolar switch, solder terminal, rocker red illuminated | 7 |
| bipolar switch, 4,8mm blade terminal, black rocker | 4 | bipolar switch, 4,8mm blade terminals, rocker green illuminated | 8 |
| bipolar switch, solder terminals, black rocker | 5 | bipolar switch, solder terminals, rocker green illuminated | 9 |
| bipolar switch, 4,8mm blade terminal, rocker red illuminated | 6 | | |

All Variants

| Type | Terminal L | Terminal N | Terminal Ground | Features | Switches | Config. Code | V-Lock | Order Number |
|--------------------|---------------------------|---------------------------|------------------------------------|--|---|---------------------|--------|--------------|
| protection class I | connection to fuse holder | connection to fuse holder | short solder terminal (L = 4.8 mm) | holder for 1 or 2 fuses (text legible, when inlet on top) | not used | 6765-X-BB21-A-10040 | | 4304.6078 |
| protection class I | connection to fuse holder | connection to fuse holder | short solder terminal (L = 4.8 mm) | holder for 1 or 2 fuses (text legible, when inlet on top) | bipolar switch, 4,8mm blade terminal, black rocker | 6765-X-BB21-A-10044 | | 4304.6079 |
| protection class I | connection to fuse holder | connection to fuse holder | short solder terminal (L = 4.8 mm) | holder for 1 or 2 fuses (text legible, when inlet on top) | bipolar switch, solder terminals, black rocker | 6765-X-BB21-A-10045 | | 4304.6080 |
| protection class I | connection to fuse holder | connection to fuse holder | short solder terminal (L = 4.8 mm) | holder for 1 or 2 fuses (text legible, when inlet on bottom) | bipolar switch, 4,8mm blade terminal, black rocker | 6765-X-BB21-A-10054 | | 4304.6081 |
| protection class I | connection to fuse holder | connection to fuse holder | short solder terminal (L = 4.8 mm) | holder for 1 or 2 fuses (text legible, when inlet on bottom) | bipolar switch, solder terminals, black rocker | 6765-X-BB21-A-10055 | | 4304.6082 |
| protection class I | connection to fuse holder | connection to fuse holder | Blade terminal (4.8 x 0.8 mm) | holder for 1 or 2 fuses (text legible, when inlet on top) | not used | 6765-X-BB81-A-10040 | | 4304.6085 |
| protection class I | connection to fuse holder | connection to fuse holder | Blade terminal (4.8 x 0.8 mm) | holder for 1 or 2 fuses (text legible, when inlet on top) | bipolar switch, 4,8mm blade terminal, black rocker | 6765-X-BB81-A-10044 | | 4304.6087 |
| protection class I | connection to fuse holder | connection to fuse holder | Blade terminal (4.8 x 0.8 mm) | holder for 1 or 2 fuses (text legible, when inlet on top) | bipolar switch, 4,8mm blade terminal, rocker red illuminated | 6765-X-BB81-A-10046 | | 4304.6088 |
| protection class I | connection to fuse holder | connection to fuse holder | Blade terminal (4.8 x 0.8 mm) | holder for 1 or 2 fuses (text legible, when inlet on top) | bipolar switch, 4,8mm blade terminals, rocker green illuminated | 6765-X-BB81-A-10048 | | 4304.6089 |
| protection class I | connection to fuse holder | connection to fuse holder | Blade terminal (4.8 x 0.8 mm) | holder for 1 or 2 fuses (text legible, when inlet on bottom) | bipolar switch, 4,8mm blade terminal, black rocker | 6765-X-BB81-A-10054 | | 4304.6090 |
| protection class I | connection to fuse holder | connection to fuse holder | Blade terminal (4.8 x 0.8 mm) | holder for 1 or 2 fuses (text legible, when inlet on bottom) | bipolar switch, 4,8mm blade terminals, rocker green illuminated | 6765-X-BB81-A-10058 | | 4304.6091 |
| protection class I | connection to fuse holder | connection to fuse holder | Blade terminal (6.3 x 0.8 mm) | holder for 1 or 2 fuses (text legible, when inlet on top) | bipolar switch, 4,8mm blade terminal, black rocker | 6765-X-BB91-A-10044 | | 4304.6092 |
| protection class I | connection to fuse holder | connection to fuse holder | Blade terminal (6.3 x 0.8 mm) | holder for 1 or 2 fuses (text legible, when inlet on top) | bipolar switch, solder terminals, black rocker | 6765-X-BB91-A-10045 | | 4304.6093 |
| protection class I | connection to fuse holder | connection to fuse holder | Blade terminal (6.3 x 0.8 mm) | holder for 1 or 2 fuses (text legible, when inlet on top) | bipolar switch, 4,8mm blade terminal, rocker red illuminated | 6765-X-BB91-A-10046 | | 4304.6094 |
| protection class I | connection to fuse holder | connection to fuse holder | Blade terminal (6.3 x 0.8 mm) | holder for 1 or 2 fuses (text legible, when inlet on bottom) | bipolar switch, 4,8mm blade terminal, black rocker | 6765-X-BB91-A-10054 | | 4304.6095 |
| protection class I | connection to fuse holder | connection to fuse holder | without terminal | holder for 1 or 2 fuses (text legible, when inlet on top) | not used | 6765-X-BB01-A-10040 | | 4304.6122 |
| protection class I | connection to fuse holder | connection to fuse holder | Blade terminal (6.3 x 0.8 mm) | holder for 1 or 2 fuses (text legible, when inlet on top) | bipolar switch, 4,8mm blade terminals, rocker green illuminated | 6765-X-BB91-A-10048 | | 4304.6153 |
| protection class I | connection to fuse holder | connection to fuse holder | short solder terminal (L = 4.8 mm) | holder for 1 or 2 fuses (text legible, when inlet on bottom) | not used | 6765-X-BB21-A-10050 | | 4304.6203 |
| protection class I | connection to fuse holder | connection to fuse holder | short solder terminal (L = 4.8 mm) | holder for 1 or 2 fuses (text legible, when inlet on top) | bipolar switch, 4,8mm blade terminals, rocker green illuminated | 6765-X-BB21-A-10048 | | 4304.6215 |

The listed variants should be available from stock. Other versions on request www.schurter.com/contact

Most Popular.

Availability for all products can be searched real-time: <https://www.schurter.com/en/Stock-Check/Stock-Check-SCHURTER>

Packaging unit 50 Pcs

Accessories

Description



Wire Harness
 Wire harness for SCHURTER products



Assorted Covers
 Rear Cover

Mating Outlets/Connectors

Category / Description

Connector Overview complete



| | |
|--|---------|
| 4022 Mounting: Power Supply Cord, 3 x 1.5 mm ² , Screw clamps, Connector: IEC C13 | 4022 |
| 4782 Mounting: Power Cord, 3 x 1 mm ² / 3 x 18 AWG, Cable, Connector: IEC C13 | 4782 |
| 4012 Mounting: Power Supply Cord, 3 x 1 mm ² , Screw clamps, Connector: IEC C13 | 4012 |
| 4785 Mounting: Power Cord, 3 x 1 mm ² / 3 x 18 AWG, Cable, Connector: IEC C13 | 4785 |
| 4300-06 Mounting: Power Cord, 3 x 1 mm ² / 3 x 18 AWG, Cable, Connector: IEC C13 | 4300-06 |

[Connector further types to 6765](#)

...

Interconnection Cord Overview complete



| | |
|--|-----------|
| Cord Sets 10 A, Interconnection, 2.0 m, IEC H05VV-F3G1.0, black | 6007.0204 |
| Cord Sets 10 A, Interconnection, 1.0 m, Connector IEC C13, H05VV-F3G1.0, black | 6007.0212 |
| Cord Sets 10 A, Interconnection, 2.0 m, Connector IEC C13, H05VV-F3G1.0, black | 6007.0214 |

[Interconnection Cord further types to 6765](#)

Power Supply Cord Overview complete



| | |
|--|-----------|
| Cord Sets 10 A, Europlug, 2.5 m, Connector IEC C13, H05VV-F3G1.0, black | 6004.0215 |
| Cord Sets 10 A, Europlug, 2.5 m, Connector IEC C13, H05VV-F3G1.0, black | 6003.0215 |
| Cord Sets 10 A, uninsulated wires, 2.0 m, Connector IEC C13, H05VV-F3G1.0, black | 6000.0224 |
| Cord Sets 10 A, uninsulated wires, 2.0 m, Connector IEC C13, H05VV-F3G1.0, black | 6000.0214 |
| Cord Sets 10 A, United Kingdom, 2.5 m, Connector IEC C13, H05VV-F3G1.0, black | 6044.0215 |

[Power Supply Cord further types to 6765](#)

...

Power Supply or Interconnection Cord Overview complete



| | |
|--|-----------|
| Cord Sets 10 A, United Kingdom, 2.0 m, Connector IEC H05VV-F3G1.0, black | 6044.0204 |
|--|-----------|

[Power Supply or Interconnection Cord further types to 6765](#)

Mating Outlets/Connectors shuttered



[Power Cord Overview complete](#)

VAC17KS, V-Lock cord retaining, diverse m, Connector IEC C17, diverse, black / grey / white

VAC17KS

[Power Cord further types to 6765](#)