


Part Number: 3570 1429 Series
 Instrumentation Grade Mini SIP - 2 Form A **15 Watt**
 Product Data Sheet

PICTURE



FEATURES

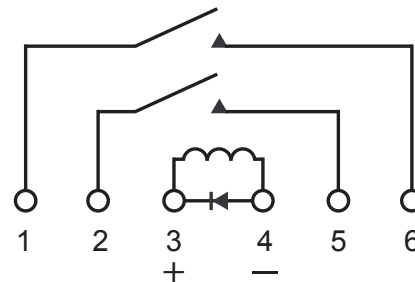
- High Reliability Instrumentation Grade, reed switches with sputtered Ruthenium contacts.
- 2 Form A, **15 W** contacts ideal for high density test matrices.
- Standard external magnetic shield
- Coil suppression diode (option)
- Industry standard package.
- Hermetically sealed contacts for long life
- High Insulation Resistance: $10^{12} \Omega$ MIN
- UL File E358613 us

✓ RoHS Compliant

ORDERING INFORMATION

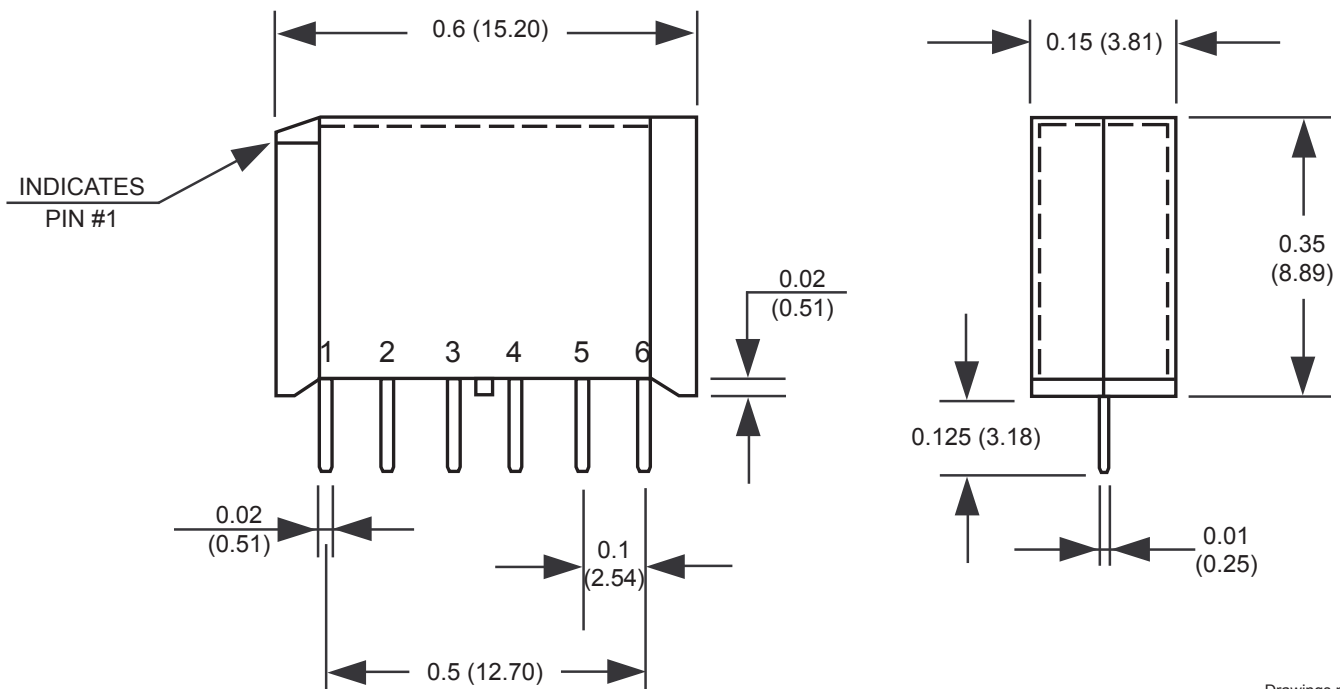
Series	Coil	Options
3570.1429.	05	2 = external shield
	12	4 = external shield + diode

SCHEMATIC



Part Number Example: 3570.1429.xxx
 3570.1429.052 = 15 Watt, 2 Form A, 5 volt coil with external shield

DIMENSIONS



Drawings not to scale.
 All dimensions in inches (mm) nominal.

As part of the company policy of continued product improvement, specifications may change without notice. Our sales office will be pleased to help you with the latest information on this product range and the details of our full design and manufacturing service. All products are supplied to our standard conditions of sale unless otherwise agreed in writing.

Phone: (1) 973 777 6900

www.comus-intl.com

Fax: (1) 973 777 8405

Belgium: + 32 (0)12 390400 - Comus Europe Ltd (Assemtech) UK: +44 (0) 1255 862236 - Germany: +49 (0)911 923 15 943 - Netherlands: +31(0)45 54 39 345 - India: +(91) (44) 43219090
 ©2015 Copyright Comus International, 454 Allwood Road, Clifton NJ 07012, USA

Part Number: 3570 1429 Series
 Instrumentation Grade Mini SIP - 2 Form A **15 Watt**
 Product Data Sheet

COIL DATA-STANDARD TYPE 2 FORM A (at 20 °C)

NOMINAL VOLTAGE DC±10%[V]	COIL RESISTANCE ±10% (Ω)	MAX OPERATE VOLTAGE (VDC)	MIN RELEASE VOLTAGE (VDC)	MAX COIL VOLTAGE (VDC)
5	375	3.8	0.4	7
12	750	9.0	1.0	16

CONTACT RATING

Max Switching Power	15 W
Max Switching Voltage	200 VDC
Max Switching Current	1 A
Max Carry Current	1.25 A

SPECIFICATION

Contact Resistance (Initial)	MAX 150 mΩ
Operate Time - including bounce (Typical)	0.75 ms (at Nominal Voltage)
Release Time (Typical)	0.5 ms
Insulation Resistance @ 100V, 20°C, 40% RH (MIN)	10 ¹² Ω
Dielectric Strength (MIN)	Across Contacts 200 V DC / peak AC Contacts to Coil 200 V DC / peak AC Contacts / Shield to Coil 1500 V DC / peak AC
Capacitance Across Open Contacts (Typical)	1.0 pF
Capacitance Open Contacts to Coil (Typical)	1.4 pF
Vibration	20G
Shock Resistance	50G
Operating Temperature	-40° +85°C
Storage Temperature	-40° +100°C
Life Expectancy of Electrical (Typical)	500 x10 ⁶ ops (1 VDC, 10mA)

As part of the company policy of continued product improvement, specifications may change without notice. Our sales office will be pleased to help you with the latest information on this product range and the details of our full design and manufacturing service. All products are supplied to our standard conditions of sale unless otherwise agreed in writing.

Phone: (1) 973 777 6900 **www.comus-intl.com** **Fax: (1) 973 777 8405**

Belgium: + 32 (0)12 390400 - Comus Europe Ltd (Assemtech) UK: +44 (0) 1255 862236 - Germany: +49 (0)911 923 15 943 - Netherlands: +31(0)45 54 39 345 - India: +(91) (44) 43219090

©2015 Copyright Comus International, 454 Allwood Road, Clifton NJ 07012, USA