

Serie Protection

335PS

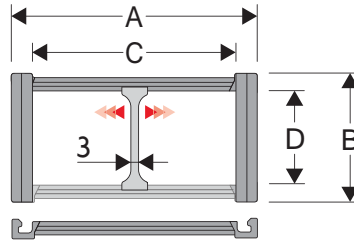
Replace 335PI Serie

Nylon cable chain with nylon cover openable to snap

Inner height (D) 35 mm

The chain has single link. Nylon cover is opened only on inner radius.

Supplementary movable separators.



Separator

- Unassembled	Part. no S4353
- Assembled	Part. no S4353MC

Technical characteristics when self-supported

Speed	10 m/s
acceleration	50 m/s ²

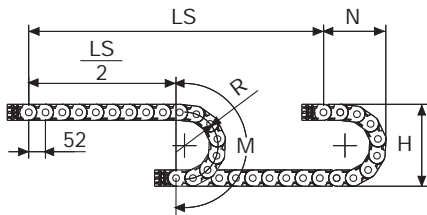
For higher requirements please consult our technical dept.

For sliding applications, characteristics techniques may vary depending on the frequency, added weight and work environment.

A	B	C	D	R	Weight/m	Chain
mm	mm	mm	mm	mm	kg	Part Number
66,5	50	50	35	100-125-150-200	1,35	335PS050 □□□ *
92,5	50	76	35	100-125-150-200	1,57	335PS076 □□□ *
119,5	50	103	35	100-125-150-200	1,81	335PS103 □□□ *
166,5	50	150	35	100-125-150-200	2,21	335PS150 □□□ *

*Complete the code by inserting the value of the radius (R): Ex. 335PS050 □□□□

3

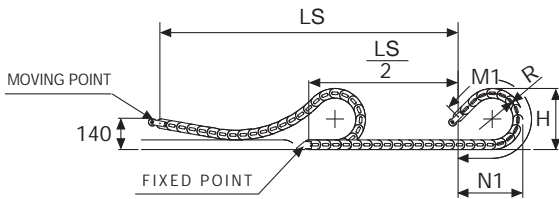


Length of chain (L)

Half travel distance ($\frac{LS}{2}$) plus length of curve (M) or (M1)

$$L = \frac{LS}{2} + M \text{ or } M1$$

R	H	N	M	N1	M1
mm	mm	mm	mm	mm	mm
100	250	204	420	350	790
125	300	229	500	445	1025
150	350	254	580	540	1260
200	450	304	735	730	1725

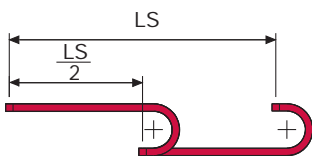
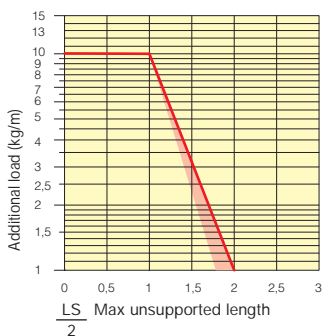


335PS

Nylon cable chain
with nylon cover
openable to snap

Self-Supporting Capacity Diagram

The maximum length of the self-supporting capacity ($\frac{LS}{2}$) in relationship to the weight of the cables and hoses contained per linear metre.



The red marking in the diagram area considers the difference of weight between various widths of chain.

For applications with $\frac{LS}{2}$ and weights not included in the area of the diagram showing self-supporting capacity, verify the possible use of support rollers (see page 30).

End Brackets

The end brackets set allows the two ends of the chain to be attached to the equipment.
Set complete with tiwrap clamps available on request.

Nylon Type

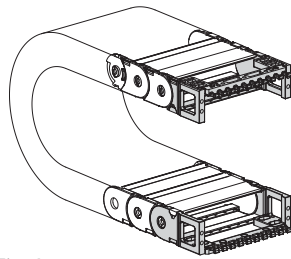
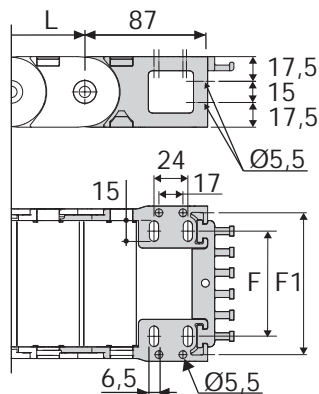


Fig. A
The chain can be fixed frontally, inner or outer radius. (Fig A)



Chain type	F mm	F1 mm
335P..050	35	61
335P..076	61	87
335P..103	88	114
335P..150	135	161

Nylon Type Part Numbers

Complete Set Assembled	
Chain Type	End Brackets Set
335	AN335P□□□*KM□**

Complete Set Unassembled	
Chain Type	End Brackets Set
335	AN335P□□□*K

Tiwrap Clamp	
	Part Number
335	PFN335□□□*

* Inner width (C)

** 1=Pos.1; 2=Pos.2; 3=Pos.3