

Power supply connector; without ground contact; without snap-in mounting feet; plain; 3-pole

Item No.: 294-4003



Power supply connector; without ground contact; without snap-in mounting feet; plain; 3-pole

Marking

RoHS ✓
Compliant

Business data

Supplier	WAGO
Item no.	294-4003
GTIN / EAN	4050821097600
Content	1
Order amount	500
Customer item number	

Notes

External connection of solid, stranded and fine-stranded conductors
Universal conductor termination (AWG, metric)
Third contact at bottom
Strain relief plate can be retrofitted

Technical data

Miscellaneous

No. of poles	3
Total number of connection points	15
Total number of potentials	3
Color	white
Ratings according to 1	IEC/EN 60998-1
Overvoltage category EN 1	II
Pollution degree (1)	2
Rated voltage EN (1) [V]	500 [V]

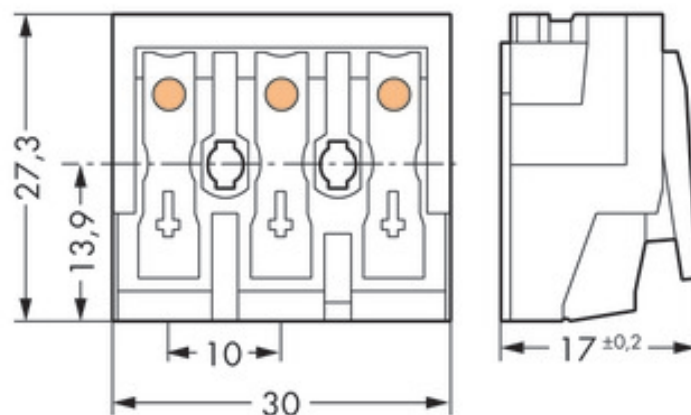
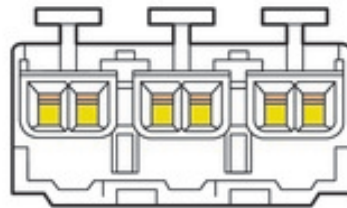

Technical data	
Rated surge voltage (1) [kV]	4 [kV]
Nominal current [A]	24 [A]
Ratings according to 2	IEC/EN 60998-2-2
Overvoltage category EN 2	II
Degree of pollution (2)	2
Rated voltage EN (2) [V]	500 [V]
Rated surge voltage (2) [kV]	4 [kV]
Nominal current (2) [A]	24 [A]
Overvoltage category EN 3	II
Degree of pollution (3)	2
Rated voltage EN (3) [V]	500 [V]
Rated surge voltage (3) [kV]	4 [kV]
Nominal current (3) [A]	16 [A]
Number of individual connection objects at the product	4
Connector (1)	External 1
Connection technology (1)	Push-in CAGE CLAMP®
Number of connection points (1)	2
Solid sizes 1	0.5 ... 2.5 mm ² / 18 ... 12 AWG
solid, directly pluggable 1	0.5 ... 2.5 mm ² / 18 ... 12 AWG
stranded, connectable 1	0.5 ... 2.5 mm ² / 18 ... 14 AWG
Fine-stranded wires 1	0.5 ... 2.5 mm ² / 18 ... 14 AWG
Fine-stranded wires with insulated ferrule 1	0.5 ... 1.5 mm ² / 18 ... 16 AWG
Fine-stranded wires with uninsulated ferrule 1	0.5 ... 1.5 mm ² / 18 ... 16 AWG
min. fine-stranded with insulated ferrule, push-in terminati	0.5 mm ² / 18 AWG
Strip length 1	8 ... 9 mm / 0.31 ... 0.35 in
Connector (2)	Internal 2
Connection type	PUSH WIRE®
solid, connectable 2	0.5 ... 1 mm ² / 18 ... 14 AWG
fine-stranded, with insulated ferrule 2	0.5 ... 1 mm ² / 18 ... 14 AWG
fine-stranded with uninsulated ferrule 2	0.5 ... 1.5 mm ² / 18 ... 16 AWG
Strip length 2	8 ... 9 mm / 0.31 ... 0.35 in
Connector (3)	Internal 3
Number of connection points (3)	1
solid, connectable 3	0.5 ... 1.5 mm ² / 18 ... 16 AWG

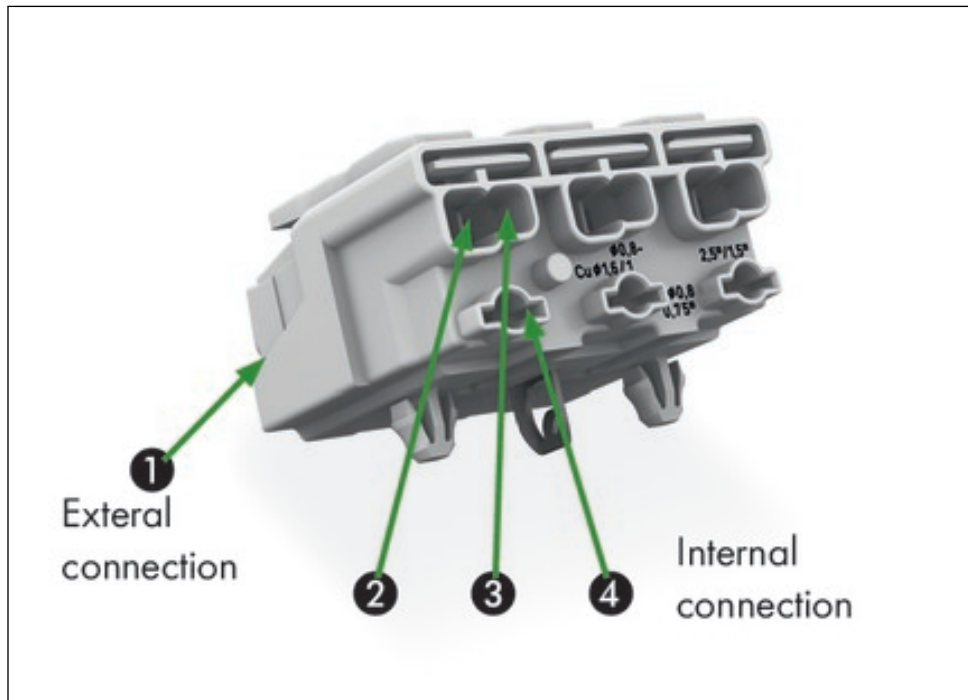
Technical data	
<i>fine-stranded, with insulated ferrule 3</i>	<i>0.5 ... 0.75 mm² / 18 AWG</i>
<i>fine-stranded with uninsulated ferrule 3</i>	<i>0.5 ... 1 mm² / 18 ... 14 AWG</i>
<i>Strip length 3</i>	<i>8 ... 9 mm / 0.31 ... 0.35 in</i>
<i>Connector (4)</i>	<i>Internal 4</i>
<i>Number of connection points (4)</i>	<i>1</i>
<i>solid, connectable 4</i>	<i>0.5 ... 0.75 mm² / 18 AWG</i>
<i>Strip length 4</i>	<i>8 ... 9 mm / 0.31 ... 0.35 in</i>
<i>Material group</i>	<i>IIIa</i>
<i>Insulating material</i>	<i>PC - 125</i>
<i>Temperature stability</i>	<i>RTI 120 °C</i>
<i>Flammability rating per UL 94</i>	<i>V0</i>
<i>Clamping spring material</i>	<i>Chrome-nickel spring steel (CrNi)</i>
<i>Contact material</i>	<i>Electrolytic copper (Ecu)</i>
<i>Contact plating</i>	<i>tin-plated</i>
<i>Fire load [MJ]</i>	<i>0.182 [MJ]</i>
<i>Weight [g]</i>	<i>9.147 [g]</i>
<i>Width</i>	<i>30 mm / 1.181 in</i>
<i>Height from the surface</i>	<i>17 mm / 0.669 in</i>
<i>Length</i>	<i>27.3 mm / 1.075 in</i>
<i>Marking</i>	<i>Without printing</i>

Images & drawings



ohne Aufdruck





Address

WAGO Kontakttechnik GmbH & Co. KG

Hansastr. 27

32423 Minden

Telefon: 0571/887-0

Fax: 0571/887-169

<http://www.wago.com>

© WAGO Kontakttechnik GmbH & Co. KG

Technische Änderungen und Irrtümer vorbehalten.