


DOOR SWITCH

DS 013



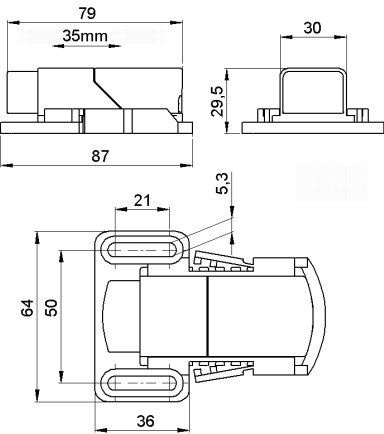
- > Adjustable positioning without tools
- > High switching capacity
- > Double strain relief
- > Different cladding diameters
- > Suitable for lamp LED 025

The door switch monitors the position of cabinet doors and is available in three versions. For example, it can be used for switching a light when opening a door (NC), or to activate a fan when closing a door (NO). The version with change-over contact (CO) can be used as a normally closed and/or normally open contact. The wide mechanical adjustment range of the door switch DS 013 offers versatile application areas: the housing is adjustable within a 35 mm range, while the screw flange with a slotted hole offers an additional 21 mm. The switching travel of the switch itself is another 8 mm.

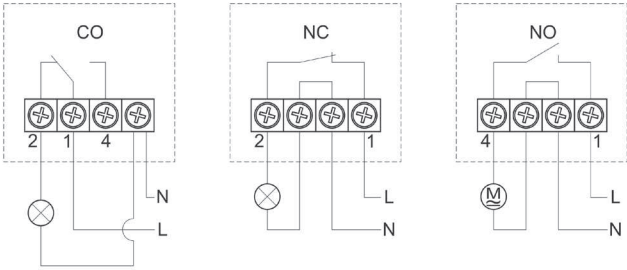


TECHNICAL DATA

Max. switching capacity	250VAC, 10 (1.5) A
Service life	VDE: > 10,000 cycles UL: > 6,000 cycles
Connection	4-pole clamp with strain relief, clamping torque 0.5Nm max.
Mounting	screw fixing (M5)
Casing	plastic according to UL94 V-0, grey/black
Dimensions	87 x 64 x 30mm
Weight	approx. 50g
Fitting position	variable
Operating/Storage temperature	-20 to +85°C (-4 to +185°F)
Operating/Storage humidity	max. 90% RH (non-condensing)
Protection type	IP20
Approvals	VDE + UL intended



Connection diagrams



Art. No.	Model	Suitable wire
01350.0-00	change-over (CO)	Cable round, stranded wire (with wire end ferrule) 0.75mm ² to 1mm ²
01351.0-00	normally closed (NC)	Cable round, stranded wire (with wire end ferrule) 0.75mm ² to 1.5mm ²
01352.0-00	normally open (NO)	Cable round, stranded wire (with wire end ferrule) 0.75mm ² to 1.5mm ²