

Surface Mount Fuse, 5 x 20 mm, Super-Time-Lag TT, L, 250 VAC, Au plating



UL 248-14 · 250VAC · Super-Time-Lag TT



Description

- Directly solderable on printed circuit boards

Standards

- UL 248-14
- CSA C22.2 no. 248.14

Approvals

- UL File Number: E41599


References

[Packaging Details](#)

Weblinks

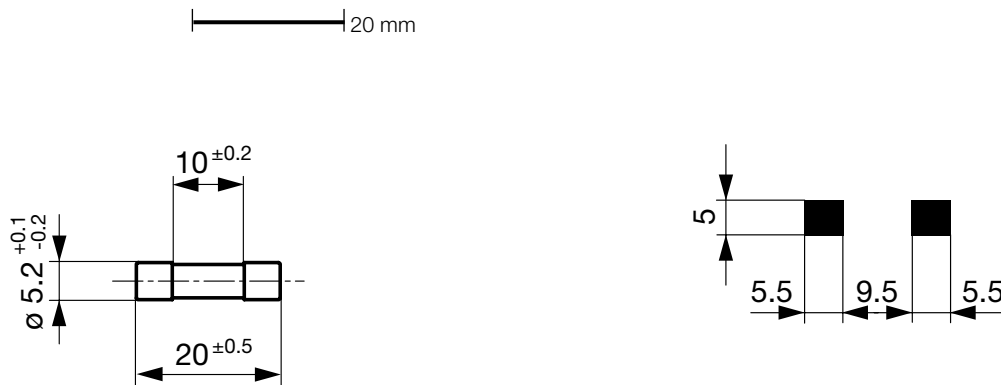
[pdf-datasheet](#), [html-datasheet](#), [General Product Information](#), [Approvals](#), [CE declaration of conformity](#), [RoHS](#), [CHINA-RoHS](#), [e-Shop](#), [SCHURTER-Stock-Check](#), [Distributor-Stock-Check](#), [Detailed request for product](#)

Technical Data

Rated Voltage	250VAC
Rated Current	0.16 - 4A
Breaking Capacity	35A
Characteristic	Super-Time-Lag TT
Mounting	PCB,SMT
Admissible Ambient Air Temp.	-55°C to 125°C
Climatic Category	55/125/21 acc. to IEC 60068-1
Material: Housing	Glass
Material: Terminals	Gold-Plated Copper Alloy
Unit Weight	1.11 g
Storage Conditions	0°C to 60°C, max. 70% r.h.
Product Marking	 Current, Dielectric strength, Characteristic, Breaking Capacity

Soldering Methods	Reflow
Solderability	245°C / 3sec acc. to IEC 60068-2-58, Test Td
Resistance to Soldering Heat	260°C / 10sec acc. to IEC 60068-2-58, Test Td
Resistance to Vibration	acc. to IEC 60068-2-6, test Fc
Life Test	MIL-STD-202, Method 108A (1000h @ 0.42*In @ 70°C)
Load Humidity Test	MIL-STD-202, Method 103B 0.1 x In @ 0.85 r.H. @ 85°C
Moisture Resistance Test	MIL-STD-202, Method 106E (50 cycles in a temp./mister chamber)
Terminal Strength	MIL-STD-202, Method 211A Deflection of board 1 mm for 1 minute
Thermal Shock	MIL-STD-202, Method 107D (200 air-to-air cycles from -55 to +125°C)
Case Resistance	acc. to EIA/IS-722, Test 4.7 >100 MΩ (between leads and body)
Resistance to Solvents	MIL-STD-202, Method 215A
Flammability	min. UL 94V-1 (acc. to EIA/IS-722, Test 4.12)

Dimensions




Soldering pads

Pre-Arcing Time

Rated Current I_n	1.5 x I_n min.	2.1 x I_n max.	2.75 x I_n min.	2.75 x I_n max.	4.0 x I_n min.	4.0 x I_n max.	10.0 x I_n min.	10.0 x I_n max.
0.16 A - 4 A	60 min	30 min	5 s	200 s	1.5 s	40 s	150 ms	3 s

Variants

Rated Current [A]	Rated Voltage [VAC]	Breaking Capacity	Voltage Drop 1.0 I_n max. [mV]	Voltage Drop 1.0 I_n typ. [mV]	Power Dissipation 1.5 I_n typ. [mW]	Melting I^2t 10.0 I_n typ. [A ² s]		Order Number
0.16	250	1)	2000	450	300	1	●	0034.5705.xx
0.2	250	1)	1500	400	330	1.73	●	0034.5706.xx
0.25	250	1)	1200	330	350	2.53	●	0034.5707.xx
0.315	250	1)	1000	300	360	4.17	●	0034.5708.xx
0.4	250	1)	900	225	400	5.2	●	0034.5709.xx
0.5	250	1)	800	250	440	7.9	●	0034.5710.xx
0.63	250	1)	700	200	470	13.7	●	0034.5711.xx
0.8	250	1)	500	160	540	19.6	●	0034.5712.xx
1	250	1)	250	150	540	19.4	●	0034.5713.xx
1.25	250	1)	200	105	350	63	●	0034.5714.xx
1.6	250	1)	200	100	650	87	●	0034.5715.xx
2	250	1)	200	100	800	124	●	0034.5716.xx
2.5	250	1)	150	90	850	258	●	0034.5717.xx
3.15	250	1)	100	90	1000	395	●	0034.5718.xx
4	250	1)	100	80	1150	410	●	0034.5719.xx

1) 35 A @ 250 VAC

Packaging Unit

.xx = .11 Plastic Bag (100 pcs.)
 .xx = .22 Blister Tape 33 cm Reel (1000 pcs.)

Time-Current-Curves

