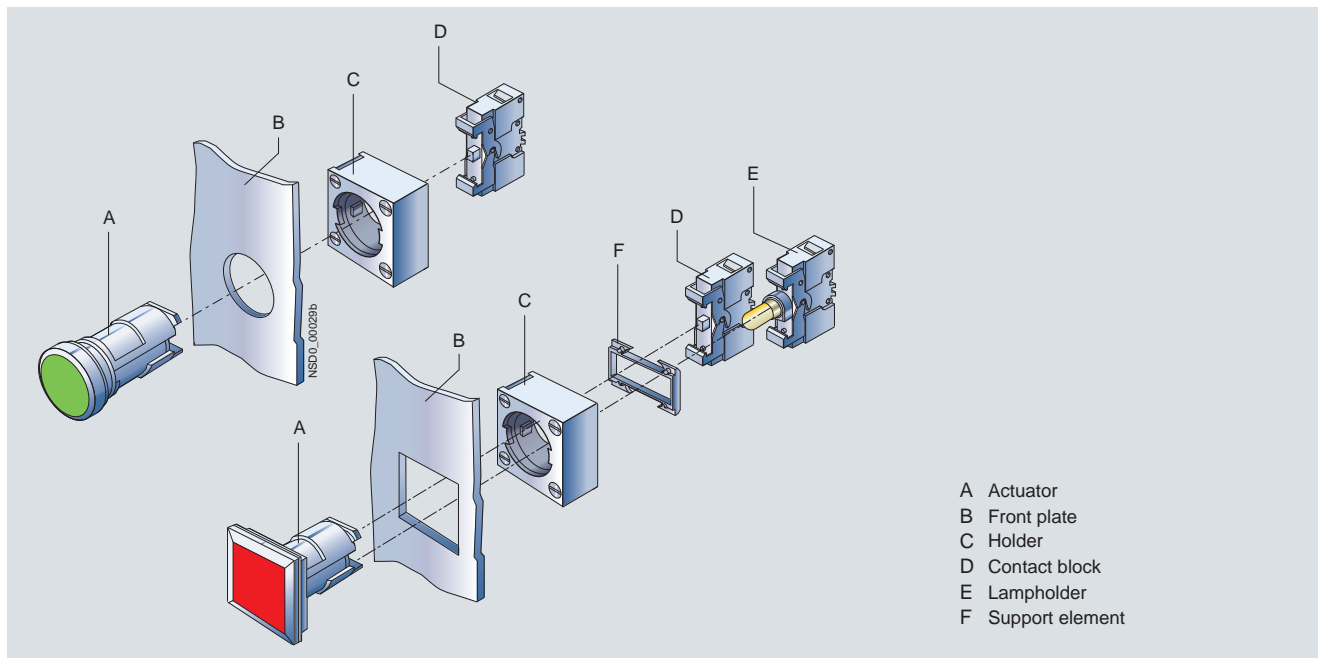


3SB3 Pushbuttons and Indicator Lights, 22 mm

General data

Overview

Front plate mounting



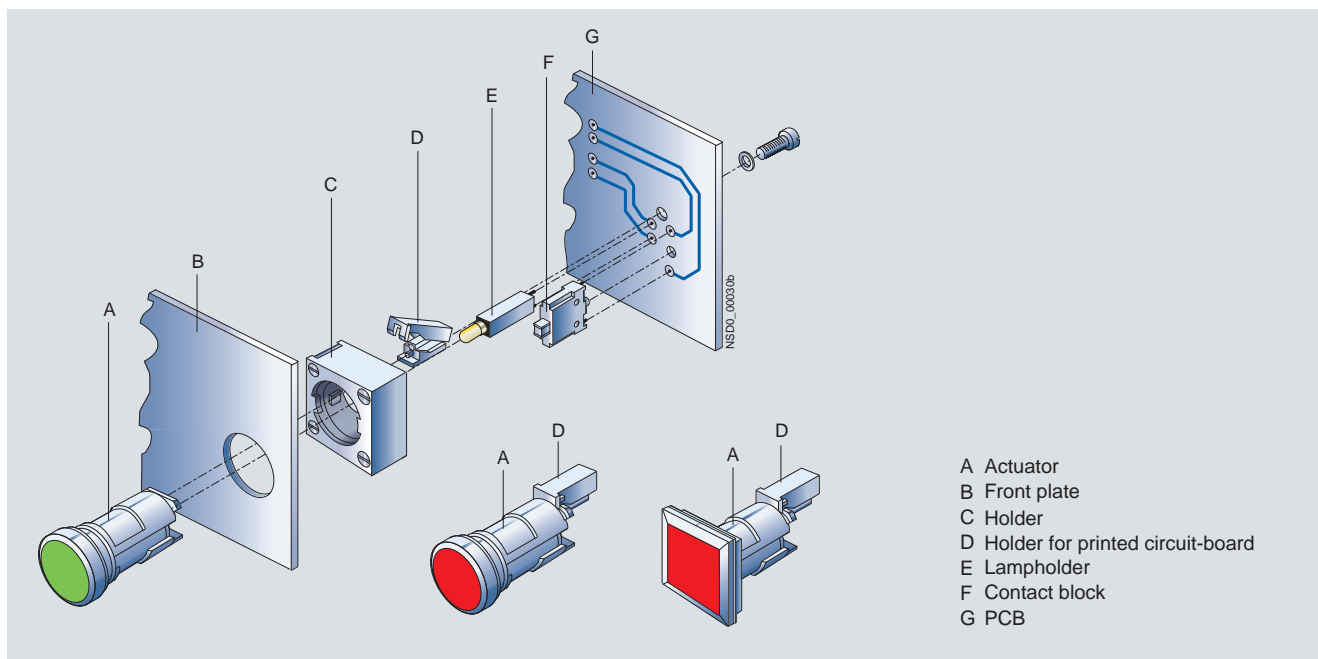
- A Actuator
- B Front plate
- C Holder
- D Contact block
- E Lampholder
- F Support element

For actuators see page 13/25 to 13/62.

For contact blocks and lampholders see page 13/63 to 13/65.

For holders see page 13/66.

Mounting on printed circuit boards



- A Actuator
- B Front plate
- C Holder
- D Holder for printed circuit-board
- E Lampholder
- F Contact block
- G PCB


For contact blocks for use on printed circuit boards see page 13/66.

3SB3 Pushbuttons and Indicator Lights, 22 mm

General data

Design

The 3SB3 series is a modular range of commanding and signaling devices for front panel mounting and rear conductor connection. As an alternative, individual elements can also be supplied for use on printed circuit boards. Complete units are offered for the most commonly used applications.



Actuators and indicators and complete units

The 3SB3 series is available:

- Made of molded plastic in flat, round and square design
- Made of metal in round design.

The devices are of modern industrial design and can be mounted rapidly by a single person. The operating surfaces of the pushbuttons and illuminated pushbuttons are concave. The lenses of the indicator lights are convex.

The metal version with a high degree of protection according to IP67 and NEMA 4 is available for the world market.

One command point comprises:

- An actuator or lens assembly in front of the control panel
- A holder for mounting behind the control panel
- Up to 3 contact blocks and/or 1 lampholder behind the control panel
- A comprehensive range of accessories for inscription

Two contact blocks can be snapped onto the actuator in the standard version.

When three contact blocks or illuminated actuators are required, an additional holder must be plugged onto the actuator from the rear.

- 3SB39 01-0AB holder for 3 contact blocks or for 2 contact blocks and 1 lampholder
- 3SB39 01-0AC holder with pressure plates for actuating a central contact block when using a selector switch, key-operated switch and twin pushbutton with 3 contact blocks.

For illuminated pushbuttons, illuminated switches and illuminated selector switches the holder is included in the scope of supply as standard.




The contact blocks are fitted with slow-action contacts with double operating contacts. These ensure a high switching reliability even with small voltages and currents, such as 5 V/1 mA. They are suitable for use in solid-state systems as well as conventional controls.

Standards

IEC 60947-1, EN 60947-1,
IEC 60947-5-1, EN 60947-5-1,
IEC 60947-5-5, EN 60947-5-5 for EMERGENCY-STOP mushroom pushbuttons.

Connection methods

The devices are available with screw terminals (box terminals), spring-type terminals or solder pins.

-  Screw terminals
-  Spring-type terminals
-  Solder pin connections

The terminals are indicated in the corresponding tables by the symbols shown on orange backgrounds.

Application

The devices are climate-proof (KTW 24) and suitable for standard industrial applications and operation in marine applications. For operation in oily atmospheres (organic oils/lubricants) we recommend actuators which are marked as "solvent-resistant".

AS-Interface solutions

The 3SB3 commanding and signaling devices can be connected to the AS-Interface communication system quickly and safely with the help of various solutions.

The following solutions are available:

- ASIsafe EMERGENCY-STOP mushroom pushbuttons (see page 13/67)
- AS-Interface enclosures with 1 to 6 command points (see page 13/96).
- AS-Interface front panel modules for 4 command points (see Catalog IK PI)

"Intrinsic safety" type of protection EEx i according to ATEX directive 94/9/EC


The pushbuttons and indicator lights in round design can also be used in hazardous areas. The 3SB34 ...-0. contact blocks and the 3SB34 ...-1A lampholders (with 3SB39 01-1.A LED lamp) with screw terminals or spring-type terminals can be used.

See www.siemens.com/sirius/atex.

Safety EMERGENCY-STOP pushbuttons according to ISO 13850

For controls according to IEC 60204-1 or EN 60204-1, the mushroom pushbuttons of the 3SB3 series are suitable for use as safety EMERGENCY-STOP pushbuttons.

Safety circuits




IEC 60947-5-1 and EN 60947-5-1 require positive opening, i.e. for the purposes of personal safety, the assured opening of NC contacts is expressly stipulated for the electrical equipment of machines in all safety circuits and marked according to IEC 60947-5-1 with the symbol .

Category 4 according to EN 954-1 can be attained with the EMERGENCY-STOP mushroom pushbuttons if the corresponding failsafe evaluation units are selected and correctly installed, e.g. the 3TK28 safety relays or matching units from the ASIsafe, SIMATIC or SINUMERIK product ranges.

3SB3 Pushbuttons and Indicator Lights, 22 mm

General data

Technical specifications

Type		3SB34 00-0, 3SB34 20-0	3SB14 00-0J	3SB34 00-1, 3SB34 20-1	3SB34 03-0, 3SB34 23-0	3SB34 03-1, 3SB34 23-1	3SB34 11-0	3SB34 11-1
Contact blocks and lampholders								
Standards		IEC 60947-5-1, IEC 60947-5-5, EN 60947-5-1, EN 60947-5-5						
Connection type		 Screw terminals			 Spring-type terminals		 Solder pins	
Rated insulation voltage U_i For pollution degree according to IEC 60947-1	V	400 Class 3		250 Class 3	400 Class 3		250 Class 3	60 Class 3
Rated impulse withstand voltage U_{imp}	kV	4		4	4	4	4	1.5
Conventional thermal current I_{th}	A	10		--	10	--	10	--
Rated operational current I_o at rated operational voltage U_o								
• Alternating current 50/60 Hz, AC-12		10		--	10	--	10	--
- At $U_o = 24 \dots 230$ V	A	10		--	10	--	10	--
- At $U_o = 400$ V	A	10		--	10	--	--	--
• Alternating current 50/60 Hz, AC-15								
- At $U_o = 24 \dots 230$ V	A	6	6	--	6	--	4	--
- At $U_o = 400$ V	A	3	4	--	3	--	--	--
• Direct current DC-12								
- At $U_o = 24$ V	A	10	10	--	10	--	10	--
- At $U_o = 48$ V	A	5	--	--	5	--	5	--
- At $U_o = 110$ V	A	2.5	2	--	2.5	--	2.5	--
- At $U_o = 230$ V	A	1	0.5	--	1	--	1	--
• Direct current DC-13								
- At $U_o = 24$ V	A	3	5	--	3	--	3	--
- At $U_o = 48$ V	A	1.5	--	--	1.5	--	1.5	--
- At $U_o = 110$ V	A	0.7	0.5	--	0.7	--	0.7	--
- At $U_o = 230$ V	A	0.3	0.2	--	0.3	--	0.3	--
Contact stability								
• Test voltage	V	5		--	5	--	5	--
• Test current	mA	1		--	1	--	1	--
Lampholders		--		BA 9s	--	BA 9s	--	Wedge bases
Lamps		--		Incandescent lamps, glow lamps and LED lamps	--	Incandescent lamps, glow lamps and LED lamps	--	Incandescent lamps and LED lamps
Short-circuit protection , weld-free, acc. to IEC 60947-5-1								
• DIAZED fuse links, utilization category gG acc. to IEC 60269-3-1		Dz10 A						
• DIAZED fuse links, quick according to DIN VDE 0635		Dz 16 A						
• Miniature circuit breaker with C characteristic according to IEC 60898	A	10						
Mechanical endurance		10 × 10 ⁶ operating cycles						
Electrical endurance		10 × 10 ⁶ operating cycles						
• For utilization category AC-15 with 3RT20 15 to 3RT20 26 contactors		10 × 10 ⁶ operating cycles						
• With utilization category DC-12, DC-13		With direct current it depends on the operational voltage, the breaking current, the circuit inductance and the switching frequency						
Switching frequency	1/h	1000 operating cycles						
Degree of protection acc. to IEC 60529								
• Connections		IP20						
• Contact chambers		IP40	--	IP40	--	IP40	--	--
Touch protection according to EN 61140 and BGV A3		Finger-safe			Finger-safe		--	
Conductor cross-sections ¹⁾								
• Finely stranded, without end sleeves	mm ²	--			2 × (0.25 ... 1.5)	--		
• Finely stranded, with end sleeves to DIN 46228	mm ²	2 × (0.5 ... 1.5)			2 × (0.25 ... 0.75)	--		
• Solid	mm ²	2 × (1 ... 1.5)			2 × (0.25 ... 1.5)	--		
• Solid with end sleeves to DIN 46228	mm ²	2 × (0.5 ... 0.75)			--	--		
• AWG cables, solid or stranded		2 × AWG 18 ... 14			2 × AWG 24 ... 16	--		
Tightening torque , terminal screw	Nm	0.8			--	--		
Solder pins	mm ²	--			--	--	0.8 × 0.8	

¹⁾ For standard screwdriver size 2 or Pozidriv 2.

3SB3 Pushbuttons and Indicator Lights, 22 mm

General data

Type	3SB34 00-0, 3SB34 20-0	3SB34 00-1, 3SB34 20-1	3SB34 03-0, 3SB34 23-0	3SB34 03-1, 3SB34 23-1	3SB34 11-0	3SB34 11-1	
Data according to UL and CSA							
Rated operational voltage	V AC	300	--	300	--	300	--
Conventional thermal current (uninterrupted current)	A	10	--	10	--	10	--
Switching capacity	A 300, R 300, A 600 same polarity						
Rated voltage (lamps)							
• Lamp with BA 9s base	V AC	--	125	--	125	--	--
• Lamp with wedge base	V AC	--	60	--	60	--	60
• Lampholders with integrated LED	V	--	24 AC/DC, 110 AC, 230 AC	--	24 AC/DC, 110 AC, 230 AC	--	--
Rated power (lamps)	W	--	2.5	--	2.5	--	1

Type	3SB30, 3SB32 (3SB31)	3SB31, 3SB33	3SB35, 3SB36
Actuators and indicators			
Enclosure material	Plastic		Metal
Design	Round	Square	Round
Terminal designation acc. to EN 50013	Identification number on the holder, function digit on the contact block		
Device identification	Snap-on label		
Tightening torques			
• Screw on holder	Nm	max. 1	
Mechanical endurance			
• Pushbuttons	10 × 10 ⁶ operating cycles		
• Illuminated pushbuttons	3 × 10 ⁶ operating cycles		
• Actuators, rotary or latching	3 × 10 ⁵ operating cycles		
• Key-operated switch with key monitoring	1 × 10 ⁵ operating cycles		
Switching frequency	1/h	1000 operating cycles	
Climatic withstand capability acc. to EN ISO 6270-2	Climate-proof KTW24; suitable for marine applications		
Ambient temperature			
• During operation, non-illuminated and with LED	°C	-25 ... +70	
• During operation, devices with incandescent lamp	°C	-25 ... +60	
• During storage, transport	°C	-40 ... +80	
Degree of protection acc. to IEC 60529			
• Actuators and indicators, standard	IP66	IP65	IP67 and NEMA Type 4
- with protective caps	IP67	IP67	--
• Key-operated switch with key monitoring	IP54	--	--
• Twin pushbuttons (3SB31)	IP65	--	--
Protective measures	Protective measures are met automatically when the actuators and lens assemblies are mounted on metal front plates and enclosures. When mounted in insulated enclosures, the "total insulation" protective measures are met.		Grounding is necessary for operation with protective extra- low voltage (PELV).
Shock resistance according to IEC 60068-2-27 for half-sine shock type, 11 ms shock duration			
• Devices without incandescent lamp	≤ 50 g		
• Devices with incandescent lamp	≤ 30 g		
Vibration resistance acc. to IEC 60068-2-6			
• Acceleration at frequency 20 ... 200 Hz	5 g		

Type	3SB38 0.-0, 3SB38 0.-1	--	3SB38 0.-2, 3SB38 0.-3
Enclosures			
Enclosure material	Plastic		Metal
Actuators and indicators	Plastic, round		Metal, round
Degree of protection acc. to IEC 60529	IP65		IP67 and NEMA Type 4
Resistance to extreme climates acc. to DIN 50017	KTW 24		KTW 24

3SB3 Pushbuttons and Indicator Lights, 22 mm

General data

Configuration

Mounting and fixing

The 3SB3 devices can be easily and quickly mounted:

- Actuators or indicator lights are positioned in the opening of the front panel from the front
- Position the holder from the rear
- Tighten the screw on the holder
- Snap on the contact block or the lampholder directly onto the actuator from the back

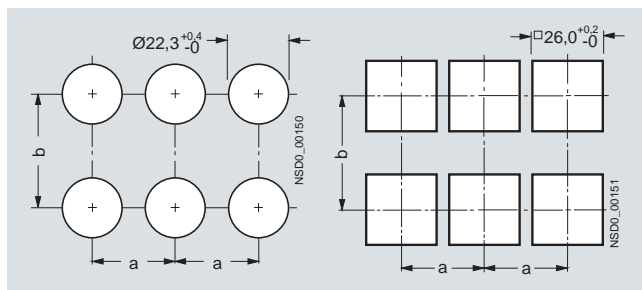
The holder for the round versions is set to a switchboard thickness of 1 to 4 mm when delivered and is placed in the direction of the arrow \uparrow 1–4 mm \uparrow on the actuator/indicator from the back. The fixing screw is located underneath, on the right.

For a switchboard thickness of 3 to 6 mm, the holder is reversed and mounted in the direction of the arrow at \uparrow 3–6 mm \uparrow and the fixing screw is located on the upper right. In this case, the fixing screw must be rotated anticlockwise to its limit before mounting the holder.

The control panel depth of 1 to 4 mm can be compensated with the holder for the square version.

When label holders, protective caps or similar accessories are used, the greatest permissible control panel thickness must be reduced by the wall thickness of the accessory part.

Mounting dimensions on front plates



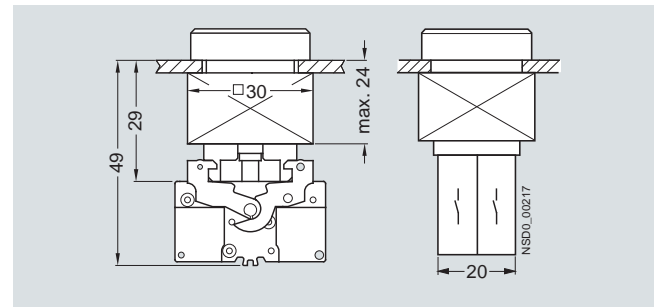
Minimum clearance

	a	b
Contact blocks (1 contact) and lampholder		
• For front plate mounting, with screw terminals	30 ¹⁾	45
• For front plate mounting with spring-type terminals	30 ¹⁾	30 ¹⁾
• For use on PCB, with solder pin connections	30 ¹⁾	30 ¹⁾
Contact blocks with 2 contacts		
• for front plate mounting	30 ¹⁾	50
When using holders for inscription labels		
• 12.5 mm × 27 mm	30 ¹⁾	45 ²⁾
• 27.0 mm × 27 mm	30 ¹⁾	60

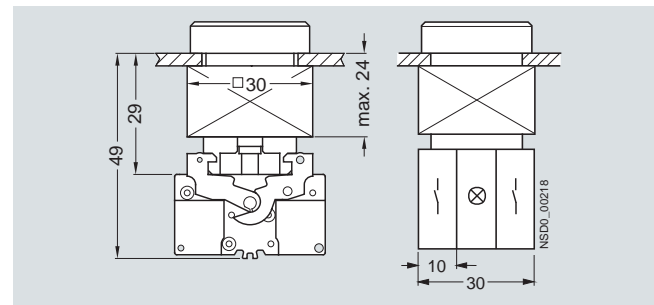
¹⁾ For mushroom pushbutton, EMERGENCY-STOP and push-pull button: Note mushroom diameter $d = 40$ mm or 60 mm.

²⁾ 60 mm with contact blocks having two contacts.

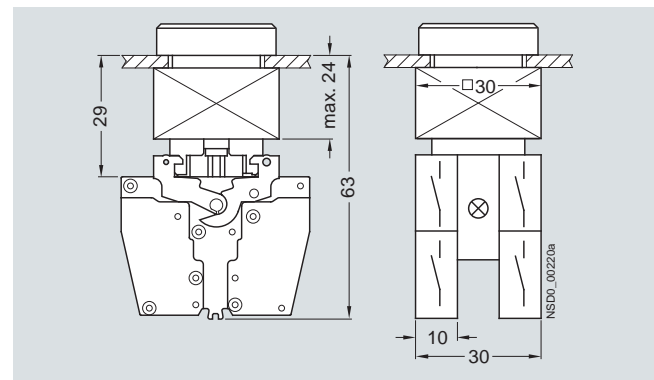
Mounting depth



Pushbutton with two contact blocks

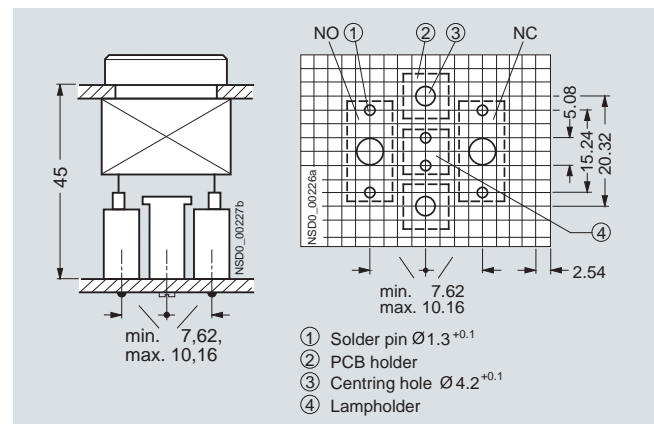


Illuminated pushbutton with lampholder and two contact blocks



Illuminated pushbutton with lampholder and two contact blocks with two contacts

Used on printed circuit boards



Illuminated pushbutton with solder pins

3SB3 Pushbuttons and Indicator Lights, 22 mm

Actuators and Indicators, Plastic, Round, 22 mm

Complete units

Selection and ordering data

The following applies to all complete units:

PU (UNIT) = 1
 PS* = 1 unit
 PG = 41J

Rated voltage of lamp	Color of handle	Contacts for front plate mounting	DT	Screw terminals	DT	Spring-type terminals	
				Order No.	Price per PU	Order No.	Price per PU

Pushbuttons

Pushbuttons with flat button



Pushbutton with flat button

Rated voltage of lamp	Color of handle	Contacts for front plate mounting	DT	Order No.	Price per PU	Order No.	Price per PU
--	Black	1 NO	▶	3SB32 02-0AA11	B	3SB32 02-0AA11-0CC0	
	Black	1 NC	B	3SB32 03-0AA11	B	3SB32 03-0AA11-0CC0	
	Red	1 NC	▶	3SB32 03-0AA21	B	3SB32 03-0AA21-0CC0	
	Yellow	1 NO	B	3SB32 02-0AA31	B	3SB32 02-0AA31-0CC0	
	Green	1 NO	▶	3SB32 02-0AA41	B	3SB32 02-0AA41-0CC0	
	Blue	1 NO	B	3SB32 02-0AA51	B	3SB32 02-0AA51-0CC0	
	White	1 NO	▶	3SB32 02-0AA61	B	3SB32 02-0AA61-0CC0	
	Black	1 NO + 1 NC	B	3SB32 01-0AA11	B	3SB32 01-0AA11-0CC0	
	Red	1 NO + 1 NC	B	3SB32 01-0AA21	B	3SB32 01-0AA21-0CC0	
	Yellow	1 NO + 1 NC	B	3SB32 01-0AA31	B	3SB32 01-0AA31-0CC0	
	Green	1 NO + 1 NC	B	3SB32 01-0AA41	B	3SB32 01-0AA41-0CC0	
	Blue	1 NO + 1 NC	B	3SB32 01-0AA51	B	3SB32 01-0AA51-0CC0	
	White	1 NO + 1 NC	B	3SB32 01-0AA61	B	3SB32 01-0AA61-0CC0	

Illuminated pushbuttons with flat button with integrated LED (incl. holder for 3 elements)



Illuminated pushbutton with flat button

Rated voltage of lamp	Color of handle	Contacts for front plate mounting	DT	Order No.	Price per PU	Order No.	Price per PU
24 AC/DC	Red ¹⁾	1 NC	▶	3SB32 46-0AA21	B	3SB32 46-0AA21-0CC0	
	Yellow ¹⁾	1 NO	B	3SB32 45-0AA31	B	3SB32 45-0AA31-0CC0	
	Green ¹⁾	1 NO	▶	3SB32 45-0AA41	B	3SB32 45-0AA41-0CC0	
	Blue ¹⁾	1 NO	B	3SB32 45-0AA51	B	3SB32 45-0AA51-0CC0	
	White	1 NO	B	3SB32 45-0AA61	B	3SB32 45-0AA61-0CC0	
	Clear ¹⁾	1 NO	▶	3SB32 45-0AA71	B	3SB32 45-0AA71-0CC0	
	24 AC/DC	Red ¹⁾	1 NO + 1 NC	B	3SB32 47-0AA21	B	3SB32 47-0AA21-0CC0
Yellow ¹⁾		1 NO + 1 NC	B	3SB32 47-0AA31	B	3SB32 47-0AA31-0CC0	
Green ¹⁾		1 NO + 1 NC	B	3SB32 47-0AA41	B	3SB32 47-0AA41-0CC0	
Blue ¹⁾		1 NO + 1 NC	B	3SB32 47-0AA51	B	3SB32 47-0AA51-0CC0	
White		1 NO + 1 NC	B	3SB32 47-0AA61	B	3SB32 47-0AA61-0CC0	
Clear ¹⁾		1 NO + 1 NC	B	3SB32 47-0AA71	B	3SB32 47-0AA71-0CC0	
110 AC		Red ¹⁾	1 NC	B	3SB32 50-0AA21		--
	Yellow ¹⁾	1 NO	B	3SB32 57-0AA31		--	
	Green ¹⁾	1 NO	B	3SB32 57-0AA41		--	
	Blue ¹⁾	1 NO	B	3SB32 57-0AA51		--	
	White	1 NO	B	3SB32 57-0AA61		--	
	Clear ¹⁾	1 NO	B	3SB32 57-0AA71		--	
	110 AC	Red ¹⁾	1 NO + 1 NC	B	3SB32 51-0AA21		--
Yellow ¹⁾		1 NO + 1 NC	B	3SB32 51-0AA31		--	
Green ¹⁾		1 NO + 1 NC	B	3SB32 51-0AA41		--	
Blue ¹⁾		1 NO + 1 NC	C	3SB32 51-0AA51		--	
White		1 NO + 1 NC	B	3SB32 51-0AA61		--	
Clear ¹⁾		1 NO + 1 NC	B	3SB32 51-0AA71		--	
230 AC		Red ¹⁾	1 NC	▶	3SB32 54-0AA21	B	3SB32 54-0AA21-0CC0
	Yellow ¹⁾	1 NO	B	3SB32 53-0AA31	B	3SB32 53-0AA31-0CC0	
	Green ¹⁾	1 NO	▶	3SB32 53-0AA41	B	3SB32 53-0AA41-0CC0	
	Blue ¹⁾	1 NO	B	3SB32 53-0AA51	B	3SB32 53-0AA51-0CC0	
	White	1 NO	B	3SB32 53-0AA61	B	3SB32 53-0AA61-0CC0	
	Clear ¹⁾	1 NO	▶	3SB32 53-0AA71	B	3SB32 53-0AA71-0CC0	
	230 AC	Red ¹⁾	1 NO + 1 NC	B	3SB32 55-0AA21	B	3SB32 55-0AA21-0CC0
Yellow ¹⁾		1 NO + 1 NC	B	3SB32 55-0AA31	B	3SB32 55-0AA31-0CC0	
Green ¹⁾		1 NO + 1 NC	B	3SB32 55-0AA41	B	3SB32 55-0AA41-0CC0	
Blue ¹⁾		1 NO + 1 NC	B	3SB32 55-0AA51	B	3SB32 55-0AA51-0CC0	
White		1 NO + 1 NC	B	3SB32 55-0AA61	B	3SB32 55-0AA61-0CC0	
Clear ¹⁾		1 NO + 1 NC	B	3SB32 55-0AA71	B	3SB32 55-0AA71-0CC0	

For online configurator see www.siemens.com/sirius/configurators.





¹⁾ Inscription is possible by inserting a label.

3SB3 Pushbuttons and Indicator Lights, 22 mm

Actuators and Indicators, Plastic, Round, 22 mm

Complete units

PU (UNIT) = 1
 PS* = 1 unit
 PG = 41J

Color of handle	Contacts for front plate mounting	DT	Screw terminals 	DT	Spring-type terminals 
			Configurator 		Configurator 
			Order No. Price per PU		Order No. Price per PU

Pushbuttons



Illuminated pushbutton with flat button

Illuminated pushbuttons with flat button

with BA 9s lampholder, without lamp (incl. holder for 3 elements)

Red ¹⁾	1 NC	B	3SB32 07-0AA21	B	3SB32 07-0AA21-0CC0
Yellow ¹⁾	1 NO	B	3SB32 06-0AA31	B	3SB32 06-0AA31-0CC0
Green ¹⁾	1 NO	B	3SB32 06-0AA41	B	3SB32 06-0AA41-0CC0
Blue ¹⁾	1 NO	B	3SB32 06-0AA51	B	3SB32 06-0AA51-0CC0
White	1 NO	B	3SB32 06-0AA61	B	3SB32 06-0AA61-0CC0
Clear ¹⁾	1 NO	B	3SB32 06-0AA71	B	3SB32 06-0AA71-0CC0
Red ¹⁾	1 NO + 1 NC	B	3SB32 05-0AA21	B	3SB32 05-0AA21-0CC0
Yellow ¹⁾	1 NO + 1 NC	B	3SB32 05-0AA31	B	3SB32 05-0AA31-0CC0
Green ¹⁾	1 NO + 1 NC	B	3SB32 05-0AA41	B	3SB32 05-0AA41-0CC0
Blue ¹⁾	1 NO + 1 NC	B	3SB32 05-0AA51	B	3SB32 05-0AA51-0CC0
White	1 NO + 1 NC	B	3SB32 05-0AA61	B	3SB32 05-0AA61-0CC0
Clear ¹⁾	1 NO + 1 NC	B	3SB32 05-0AA71	B	3SB32 05-0AA71-0CC0

Mushroom pushbuttons



Mushroom push-pull button

Mushroom push-pull buttons, Ø 40 mm, latching, with pull-to-unlatch mechanism

Red	1 NC	▶	3SB32 03-1CA21	B	3SB32 03-1CA21-0CC0
	1 NO + 1 NC	B	3SB32 01-1CA21	B	3SB32 01-1CA21-0CC0

 For online configurator see www.siemens.com/sirius/configurators.





¹⁾ Inscription is possible by inserting a label.

3SB3 Pushbuttons and Indicator Lights, 22 mm

Actuators and Indicators, Plastic, Round, 22 mm

Complete units

PU (UNIT) = 1
 PS* = 1 unit
 PG = 41J

Version	Color of handle/ Lock No.	Contacts for front plate mounting	DT	Screw terminals 	DT	Spring-type terminals 
				Configurator 		Configurator 
				Order No. Price per PU		Order No. Price per PU

Selector switches



Selector switch

Selector switches, 2 switch positions

Switching sequence O-I, 50° operating angle

Latching	Black	1 NO	▶	3SB32 02-2KA11	B	3SB32 02-2KA11-0CC0
		1 NO + 1 NC	B	3SB32 01-2KA11	B	3SB32 01-2KA11-0CC0

**Selector switches, 2 switch positions**

Switching sequence O-I, 90° operating angle

Latching	Black	1 NO	B	3SB32 02-2HA11	--	
		1 NO + 1 NC	B	3SB32 01-2HA11	--	

**Selector switches, 3 switch positions**

switching sequence I-O-II, 2 x 50° operating angle


Latching	Black	1 NO, 1 NO	▶	3SB32 10-2DA11	B	3SB32 10-2DA11-0CC0
		1 NO + 1 NC, 1 NO + 1 NC	B	3SB32 08-2DA11	B	3SB32 08-2DA11-0CC0



Momentary contact type	Black	1 NO, 1 NO	B	3SB32 10-2EA11	B	3SB32 10-2EA11-0CC0
		1 NO + 1 NC, 1 NO + 1 NC	B	3SB32 08-2EA11	C	3SB32 08-2EA11-0CC0



Key-operated switches



RONIS key-operated switch

RONIS key-operated switches, 2 switch positions

with 2 keys, removal position O + I, switching sequence O-I, 50° operating angle

Latching	SB 30	1 NO	▶	3SB32 02-4AD11	B	3SB32 02-4AD11-0CC0
		1 NO + 1 NC	B	3SB32 01-4AD11	B	3SB32 01-4AD11-0CC0



Twin pushbuttons



Twin pushbutton with flat buttons

Twin pushbuttons, with flat, square buttons¹⁾

With I/O inscription	White/White	1 NO + 1 NC, 1 NO + 1 NC	D	3SB31 00-8AC61	--	
----------------------	-------------	-----------------------------	---	-----------------------	----	--

 For online configurator see www.siemens.com/sirius/configurators.





¹⁾ Mounting the twin pushbuttons in 3SB38 enclosure is not possible. For accessories see page 13/41.

3SB3 Pushbuttons and Indicator Lights, 22 mm




















Actuators and Indicators, Plastic, Round, 22 mm

Complete units


PU (UNIT) = 1
 PS* = 1 unit
 PG = 41J

Color of handle	Contacts for front plate mounting	DT	Screw terminals 	DT	Spring-type terminals 	
			Configurator 		Configurator 	
			Order No.	Price per PU	Order No.	Price per PU

EMERGENCY-STOP devices according to ISO 13850, with yellow name plate, Ø 80 mm, with inscription

EMERGENCY-STOP mushroom pushbuttons, Ø 40 mm, with positive latching function, with rotate-to-unlatch mechanism								
 <p>With rotate-to-unlatch mechanism</p>	EMERGENCY-STOP mushroom pushbuttons, Ø 40 mm, with positive latching function, with rotate-to-unlatch mechanism • German inscription "NOT-HALT" • English inscription "EMERGENCY STOP" • French inscription "ARRET D'URGENCE"	Red	1 NC		▶	3SB32 03-1HA20	B	3SB32 03-1HA20-0CC0
		Red	1 NC with mounting monitoring		X	3SB32 66-1HA20		--
		Red	1 NO + 1 NC		B	3SB32 01-1HA20	B	3SB32 01-1HA20-0CC0
		Red	1 NC		B	3SB32 03-1HR20		--
		Red	1 NC with mounting monitoring		X	3SB32 66-1HR20		--
		Red	1 NO + 1 NC		B	3SB32 01-1HR20		--
 <p>With rotate-to-unlatch mechanism and mechanical switch position indication</p>	• German inscription "NOT-HALT" • English inscription "EMERGENCY STOP"	Red	1 NC		▶	3SB32 03-1HA26	B	3SB32 03-1HA26-0CC0
		Red	1 NC with mounting monitoring		X	3SB32 66-1HA26		--
		Red	1 NO + 1 NC		B	3SB32 01-1HA26	B	3SB32 01-1HA26-0CC0
		Red	1 NC		B	3SB32 03-1HR26		--
		Red	1 NC with mounting monitoring		X	3SB32 66-1HR26		--
		Red	1 NO + 1 NC		B	3SB32 01-1HR26		--
 <p>With pull-to-unlatch mechanism</p>	• German inscription "NOT-HALT" • English inscription "EMERGENCY STOP"	Red	1 NC		B	3SB32 03-1TA20		--
		Red	1 NO + 1 NC		B	3SB32 01-1TA20		--
		Red	1 NC		B	3SB32 03-1TR20		--
		Red	1 NO + 1 NC		B	3SB32 01-1TR20		--

 For online configurator see www.siemens.com/sirius/configurators.

 Positive opening according to IEC 60947-5-1, Appendix K. Can be used with 3TK28 safety relays.

Certificate:







3SB3 Pushbuttons and Indicator Lights, 22 mm

Actuators and Indicators, Plastic, Round, 22 mm

Complete units

PU (UNIT) = 1
PS* = 1 unit
PG = 41J

Rated voltage of lamp	Color of lens	DT	Screw terminals 	DT	Spring-type terminals 	
			Configurator 			
			Order No.	Price per PU		
					Configurator 	
			Order No.	Price per PU		

Indicator lights



Indicator light with smooth lens

Indicator lights with smooth lens ¹⁾ with integrated LED					
24 AC/DC	Red	▶	3SB32 44-6AA20	B	3SB32 44-6AA20-0CC0
	Yellow	B	3SB32 44-6AA30	B	3SB32 44-6AA30-0CC0
	Green	▶	3SB32 44-6AA40	B	3SB32 44-6AA40-0CC0
	Blue	B	3SB32 44-6AA50	B	3SB32 44-6AA50-0CC0
	White	B	3SB32 44-6AA60	B	3SB32 44-6AA60-0CC0
	Clear	▶	3SB32 44-6AA70	B	3SB32 44-6AA70-0CC0
110 AC	Red	B	3SB32 48-6AA20		--
	Yellow	B	3SB32 48-6AA30		--
	Green	B	3SB32 48-6AA40		--
	Blue	B	3SB32 48-6AA50		--
	White	B	3SB32 48-6AA60		--
	Clear	B	3SB32 48-6AA70		--
230 AC	Red	▶	3SB32 52-6AA20	B	3SB32 52-6AA20-0CC0
	Yellow	B	3SB32 52-6AA30	B	3SB32 52-6AA30-0CC0
	Green	▶	3SB32 52-6AA40	B	3SB32 52-6AA40-0CC0
	Blue	B	3SB32 52-6AA50	B	3SB32 52-6AA50-0CC0
	White	B	3SB32 52-6AA60	B	3SB32 52-6AA60-0CC0
	Clear	▶	3SB32 52-6AA70	B	3SB32 52-6AA70-0CC0
With BA 9s lampholder, without lamp	Red	B	3SB32 04-6AA20	B	3SB32 04-6AA20-0CC0
	Yellow	B	3SB32 04-6AA30	B	3SB32 04-6AA30-0CC0
	Green	B	3SB32 04-6AA40	B	3SB32 04-6AA40-0CC0
	Blue	B	3SB32 04-6AA50	B	3SB32 04-6AA50-0CC0
	White	B	3SB32 04-6AA60	B	3SB32 04-6AA60-0CC0
	Clear	B	3SB32 04-6AA70	B	3SB32 04-6AA70-0CC0



Indicator light with lens with concentric rings

Indicator lights with lens with concentric rings ¹⁾ with integrated LED					
24 AC/DC	Red	▶	3SB32 44-6BA20	B	3SB32 44-6BA20-0CC0
	Yellow	B	3SB32 44-6BA30	B	3SB32 44-6BA30-0CC0
	Green	▶	3SB32 44-6BA40	B	3SB32 44-6BA40-0CC0
	Blue	B	3SB32 44-6BA50	B	3SB32 44-6BA50-0CC0
	White	B	3SB32 44-6BA60	B	3SB32 44-6BA60-0CC0
	Clear	▶	3SB32 44-6BA70	B	3SB32 44-6BA70-0CC0
110 AC	Red	B	3SB32 48-6BA20		--
	Yellow	B	3SB32 48-6BA30		--
	Green	B	3SB32 48-6BA40		--
	Blue	B	3SB32 48-6BA50		--
	White	B	3SB32 48-6BA60		--
	Clear	B	3SB32 48-6BA70		--
230 AC	Red	▶	3SB32 52-6BA20	B	3SB32 52-6BA20-0CC0
	Yellow	B	3SB32 52-6BA30	B	3SB32 52-6BA30-0CC0
	Green	▶	3SB32 52-6BA40	B	3SB32 52-6BA40-0CC0
	Blue	B	3SB32 52-6BA50	B	3SB32 52-6BA50-0CC0
	White	B	3SB32 52-6BA60	B	3SB32 52-6BA60-0CC0
	Clear	▶	3SB32 52-6BA70	B	3SB32 52-6BA70-0CC0
With BA 9s lampholder, without lamp	Amber	B	3SB32 04-6BA00		--
	Red	B	3SB32 04-6BA20	B	3SB32 04-6BA20-0CC0
	Yellow	B	3SB32 04-6BA30	B	3SB32 04-6BA30-0CC0
	Green	B	3SB32 04-6BA40	B	3SB32 04-6BA40-0CC0
	Blue	B	3SB32 04-6BA50	B	3SB32 04-6BA50-0CC0
	White	B	3SB32 04-6BA60	B	3SB32 04-6BA60-0CC0
Clear	B	3SB32 04-6BA70	B	3SB32 04-6BA70-0CC0	
With BA 9s lampholder, with LED	Amber	B	3SB32 40-6BA00		--
	Red	B	3SB32 40-6BA20		--
	Yellow	B	3SB32 40-6BA30		--
	Green	B	3SB32 40-6BA40		--
	Blue	B	3SB32 40-6BA50		--
	White	B	3SB32 40-6BA60		--
Clear	B	3SB32 40-6BA70		--	

 For online configurator see www.siemens.com/sirius/configurators.

¹⁾ Inscription by inserting a label is not possible.

3SB3 Pushbuttons and Indicator Lights, 22 mm

Actuators and Indicators, Plastic, Round, 22 mm

Complete units

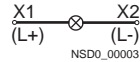
Version	Rated voltage of lamp	Color of lens	DT	Screw terminals	Configurator	PU (UNIT, SET, M)	PS*	PG
	V							
				Order No.	Price per PU			

Signaling devices

Acoustic signaling devices, IP65¹⁾



Continuous tone 2.4 kHz,
operational current min. 4 mA,
sound pressure
min. 80 dB/10 cm



Acoustic signaling device

For online configurator see www.siemens.com/sirius/configurators.

¹⁾ Mounting in 3SB38 enclosures only with the 3SB3400-1A lampholder for front plate mounting, which is included.

Version	Degree of protection	Color of handle	DT	Without connection	PU (UNIT, SET, M)	PS*	PG
				Order No.	Price per PU		

Special devices

Actuators for potentiometers²⁾³⁾



Potentiometer drive

With shaft Ø 6 mm,
30 ... 32 mm long

IP65

--

B

3SB10 00-7CH07

1

1 unit

41J

Pushbuttons with extended stroke²⁾ for actuating relays

Pushbuttons with
12 mm stroke

12 mm stroke

IP65

Black

B

3SB30 00-0EA11

1

1 unit

41J

²⁾ Mounting in 3SB38 enclosure is not possible.

³⁾ The potentiometer is not included in the scope of supply.

3SB3 Pushbuttons and Indicator Lights, 22 mm

Actuators and Indicators, Plastic, Round, 22 mm

Coordinate switches, complete

Overview



Coordinate switch with contact blocks

Coordinate switches control auxiliary circuits permitting movements in various directions of machines and equipment.

The switches are designed for front panel mounting. They are climate-proof.

Operation

The 3SB14 00-0J contact block is used, which due to its depth cannot be built into 3SB38 enclosures.

Switches are available as follows:

- With 2 or 4 switch positions
- Latching or momentary contact type
- With or without mechanical interlocking

In the case of switches with mechanical interlock in O position, the switch is unlatched with the unlatching button at the front of the actuating lever.

Inscriptions

A name plate consisting of a black, plastic label holder and two or four adhesive, silver-colored inscription labels of 27 mm x 27 mm in size is available for labeling purposes. These labels can be supplied with and without customized inscription.

Note mounting dimensions!

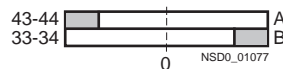
Selection and ordering data

Version	Operating travel	DT	Screw terminals	PU (UNIT, SET, M)	PS*	PG
	<input type="checkbox"/> Contact closed <input type="checkbox"/> Contact open					
			Order No.	Price per PU		

Coordinate switches

2 switch positions, 1 NO per direction

Horizontal, momentary contact type



Without mechanical interlocking in the O position

- With plastic front ring, black
- With metal front ring

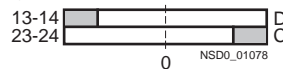
C	3SB12 01-7DV01	1	1 unit	41J
C	3SB12 01-7DV20	1	1 unit	41J

With mechanical interlocking in the O position

- With plastic front ring, black
- With metal front ring

C	3SB12 01-7DW01	1	1 unit	41J
C	3SB12 01-7DW20	1	1 unit	41J

Vertical, momentary contact type



Without mechanical interlocking in the O position

- With plastic front ring, black
- With metal front ring

C	3SB12 01-7FV01	1	1 unit	41J
C	3SB12 01-7FV20	1	1 unit	41J

With mechanical interlocking in the O position

- With plastic front ring, black
- With metal front ring

C	3SB12 01-7FW01	1	1 unit	41J
C	3SB12 01-7FW20	1	1 unit	41J



Coordinate switch,
2 switch positions

3SB3 Pushbuttons and Indicator Lights, 22 mm

Actuators and Indicators, Plastic, Round, 22 mm

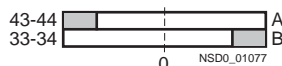
Coordinate switches, complete

Version	Operating travel	DT	Screw terminals	⊕	PU (UNIT, SET, M)	PS*	PG
	<input type="checkbox"/> Contact closed <input type="checkbox"/> Contact open						
			Order No.		Price per PU		

Coordinate switches

2 switch positions, 1 NO per direction

Horizontal, latching



Without mechanical interlocking in the O position

- With plastic front ring, black
- With metal front ring

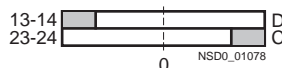
C	3SB12 01-7EV01	1	1 unit	41J
C	3SB12 01-7EV20	1	1 unit	41J

With mechanical interlocking in the O position

- With plastic front ring, black
- With metal front ring

C	3SB12 01-7EW01	1	1 unit	41J
C	3SB12 01-7EW20	1	1 unit	41J

Vertical, latching



Without mechanical interlocking in the O position

- With plastic front ring, black
- With metal front ring

C	3SB12 01-7GV01	1	1 unit	41J
C	3SB12 01-7GV20	1	1 unit	41J

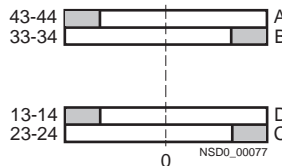
With mechanical interlocking in the O position

- With plastic front ring, black
- With metal front ring

C	3SB12 01-7GW01	1	1 unit	41J
C	3SB12 01-7GW20	1	1 unit	41J

4 switch positions, 1 NO per direction

Momentary contact type



Without mechanical interlocking in the O position

- With plastic front ring, black
- With metal front ring

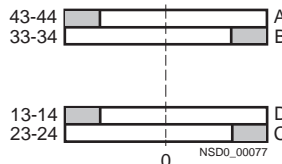
C	3SB12 08-7JV01	1	1 unit	41J
C	3SB12 08-7JV20	1	1 unit	41J

With mechanical interlocking in the O position

- With plastic front ring, black
- With metal front ring

C	3SB12 08-7JW01	1	1 unit	41J
C	3SB12 08-7JW20	1	1 unit	41J

Latching



Without mechanical interlocking in the O position

- With plastic front ring, black
- With metal front ring

C	3SB12 08-7KV01	1	1 unit	41J
C	3SB12 08-7KV20	1	1 unit	41J

With mechanical interlocking in the O position

- With plastic front ring, black
- With metal front ring

C	3SB12 08-7KW01	1	1 unit	41J
C	3SB12 08-7KW20	1	1 unit	41J



Coordinate switch,
2 switch positions



Coordinate switch,
4 switch positions



Coordinate switch,
4 switch positions

3SB3 Pushbuttons and Indicator Lights, 22 mm



Actuators and Indicators, Plastic, Round, 22 mm

Coordinate switches, complete

Accessories

Version	DT	Order No.	Price per PU	PU (UNIT, SET, M)	PS*	PG
Contact blocks						

Symbols/
operating travel

 Contact closed
 Contact open

Screw terminals PU
(UNIT,
SET, M)

PS*

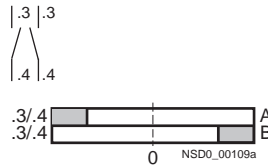
PG

Spare contact blocks



3SB14 00-0J

Contact blocks with 2 contacts
1 NO, 1 NO
(included in scope of supply of switch)



C

3SB14 00-0J

1

1 unit

41J

Version	DT	Order No.	Price per PU	PU (UNIT, SET, M)	PS*	PG

Name plates



3SB19 06-0AV



3SB19 06-0AW

Label holders for coordinate switches

2 switch positions, horizontal, 89 mm × 30 mm
2 switch positions, vertical, 30 mm × 89 mm
4 switch positions

B

3SB19 06-0AU

1

1 unit

41J

B

3SB19 06-0AV

1

1 unit

41J

B

3SB19 06-0AW

1

1 unit

41J

Inscription labels 27 mm × 27 mm, silver-colored, for sticking in place

Without inscription

B

3SB19 06-2AA

100

10 units

41J

With inscription (engraved)

• Text lines (up to 5 lines each with 11 characters)

D

K0Y, K1Y, K2Y, or K5Y

1

1 unit

41J

• Graphic symbol with number according to ISO 7000 or IEC 60417

D

K3Y

1

1 unit

41J

• Any inscription or symbol

D

K9Y

1

1 unit

41J

For black plastic labels see page 13/74.

Options

Customized inscriptions

These labeling plates can be inscribed with text or symbols. 5 lines with 11 characters each in a letter height of 4 mm are possible.

Ordering notes

Append the following order codes to the Order No.:

- Text line(s) in upper/lower case, upper case always for beginning of line (e.g. "Lift off"): **K0Y**
- Text line(s) in upper case (e.g. "LIFT OFF"): **K1Y**
- Text line(s) in lower case (e.g. "lift off"): **K2Y**
- Text line(s) in upper/lower case, all words begin with upper case letters (e.g. "Lift Off"): **K5Y**
- Symbol with number according to ISO 7000 or IEC 60417: **K3Y**
- Any inscription or symbol according to order form supplement: **K9Y**

When ordering, specify the required inscription in plain text in addition to the order number and order code. In the case of special inscriptions with words in languages other than German, give the exact spelling and specify the language.

In the case of multi-line inscriptions, the text must be assigned to the respective line, e.g. "Z1 = Lift, Z2 = Lower".

Symbols can also be ordered with numbers according to ISO 7000 or IEC 60417.

For special symbols (order code K9Y), a CAD drawing in DXF format can be submitted.

Ordering example

A label inscribed with symbol No. 1117 according to ISO 7000 is required:

3SB19 06-2XZ
K3Y
Z = 1117 ISO







For other ordering examples see page 13/77.

3SB3 Pushbuttons and Indicator Lights, 22 mm

Actuators and Indicators, Plastic, Round, 22 mm

Actuators and indicators

Selection and ordering data

Version	Inscriptions	Color of handle	DT	Configurator	PU (UNIT, SET, M)	PS*	PG
				Order No.	Price per PU		
Pushbuttons with holder¹⁾							
	Pushbuttons with flat button	Black	▶	3SB30 00-0AA11		1	1 unit 41J
		Red	▶	3SB30 00-0AA21		1	1 unit 41J
		Yellow	B	3SB30 00-0AA31		1	1 unit 41J
		Green	▶	3SB30 00-0AA41		1	1 unit 41J
		Blue	▶	3SB30 00-0AA51		1	1 unit 41J
		White	▶	3SB30 00-0AA61		1	1 unit 41J
		Gray	B	3SB30 00-0AB51		1	1 unit 41J
		Clear ²⁾	B	3SB30 00-0AA71		1	1 unit 41J
With flat button	I	Green	B	3SB30 00-0AA81		1	1 unit 41J
	O	Red	B	3SB30 00-0AB01		1	1 unit 41J
	I	White	B	3SB30 00-0AB11		1	1 unit 41J
	O	Black	B	3SB30 00-0AB21		1	1 unit 41J
	R	Blue	B	3SB30 00-0AC81		1	1 unit 41J
	Pushbuttons with raised button	Black	B	3SB30 00-0BA11		1	1 unit 41J
		Red	B	3SB30 00-0BA21		1	1 unit 41J
		Yellow	B	3SB30 00-0BA31		1	1 unit 41J
		Green	B	3SB30 00-0BA41		1	1 unit 41J
		Blue	B	3SB30 00-0BA51		1	1 unit 41J
		White	B	3SB30 00-0BA61		1	1 unit 41J
With raised button		Black	▶	3SB30 00-0CA11		1	1 unit 41J
		Red	B	3SB30 00-0CA21		1	1 unit 41J
	Pushbuttons with raised button, latching by pressing in and turning to the right, unlatches by turning to the left	Black	B	3SB30 00-0AA12		1	1 unit 41J
		Red	B	3SB30 00-0AA22		1	1 unit 41J
		Yellow	B	3SB30 00-0AA32		1	1 unit 41J
		Green	B	3SB30 00-0AA42		1	1 unit 41J
		Blue	B	3SB30 00-0AA52		1	1 unit 41J
		White	B	3SB30 00-0AA62		1	1 unit 41J
With raised button, latching		Black	B	3SB30 00-0AA13		1	1 unit 41J
		Red	B	3SB30 00-0AA23		1	1 unit 41J
		Yellow	B	3SB30 00-0AA33		1	1 unit 41J
		Green	B	3SB30 00-0AA43		1	1 unit 41J
	Illuminated pushbuttons with flat button (incl. holder for 3 elements)	Amber ²⁾	C	3SB30 01-0AA01		1	1 unit 41J
		Red ²⁾	▶	3SB30 01-0AA21		1	1 unit 41J
		Yellow ²⁾	▶	3SB30 01-0AA31		1	1 unit 41J
		Green ²⁾	▶	3SB30 01-0AA41		1	1 unit 41J
		Blue ²⁾	B	3SB30 01-0AA51		1	1 unit 41J
		White	B	3SB30 01-0AA61		1	1 unit 41J
		Clear ²⁾	▶	3SB30 01-0AA71		1	1 unit 41J
With raised front ring		Red	B	3SB30 01-0BA21		1	1 unit 41J
		Yellow	B	3SB30 01-0BA31		1	1 unit 41J
		Green	B	3SB30 01-0BA41		1	1 unit 41J
		Blue	B	3SB30 01-0BA51		1	1 unit 41J
		Clear	B	3SB30 01-0BA71		1	1 unit 41J
	Pushbuttons with raised button, latching, unlatches by pressing again	Black	B	3SB30 00-0DA11		1	1 unit 41J
		Red	B	3SB30 00-0DA21		1	1 unit 41J
		Yellow	B	3SB30 00-0DA31		1	1 unit 41J
		Green	B	3SB30 00-0DA41		1	1 unit 41J
		Blue	B	3SB30 00-0DA51		1	1 unit 41J
		White	B	3SB30 00-0DA61		1	1 unit 41J
		Gray	C	3SB30 00-0DB51		1	1 unit 41J
With raised front ring, castellated		Red ²⁾	B	3SB30 01-0DA21		1	1 unit 41J
		Yellow ²⁾	B	3SB30 01-0DA31		1	1 unit 41J
		Green ²⁾	B	3SB30 01-0DA41		1	1 unit 41J
		Blue ²⁾	B	3SB30 01-0DA51		1	1 unit 41J
		White	B	3SB30 01-0DA61		1	1 unit 41J
		Clear ²⁾	B	3SB30 01-0DA71		1	1 unit 41J
	Illuminated pushbutton with raised button						

For online configurator see www.siemens.com/sirius/configurators.

¹⁾ Also available without holder. Supplement Order No. with "-Z" and quote order code "B01". Price reduction on request.

²⁾ Inscription is possible by inserting a label.

3SB3 Pushbuttons and Indicator Lights, 22 mm

Actuators and Indicators, Plastic, Round, 22 mm

Actuators and indicators

Version	Color of handle	DT	Configurator	 PU (UNIT, SET, M)	PS*	PG		
			Order No.	Price per PU				
Mushroom pushbuttons with holder¹⁾²⁾								
	Mushroom pushbuttons, Ø 30 mm		Black	B	3SB30 00-1DA11	1	1 unit	41J
			Red	B	3SB30 00-1DA21	1	1 unit	41J
			Yellow	B	3SB30 00-1DA31	1	1 unit	41J
			Green	B	3SB30 00-1DA41	1	1 unit	41J
	Mushroom pushbuttons, Ø 40 mm		Black	▶	3SB30 00-1GA11	1	1 unit	41J
			Red	▶	3SB30 00-1GA21	1	1 unit	41J
			Yellow	B	3SB30 00-1GA31	1	1 unit	41J
			Green	B	3SB30 00-1GA41	1	1 unit	41J
	Mushroom pushbuttons, Ø 60 mm		Black	B	3SB30 00-1QA11	1	1 unit	41J
			Red	B	3SB30 00-1QA21	1	1 unit	41J
			Yellow	B	3SB30 00-1QA31	1	1 unit	41J
			Green	B	3SB30 00-1QA41	1	1 unit	41J
	Illuminated mushroom pushbuttons, Ø 30 mm (incl. holder for 3 elements)		Red	B	3SB30 01-1DA21	1	1 unit	41J
			Yellow	B	3SB30 01-1DA31	1	1 unit	41J
			Green	B	3SB30 01-1DA41	1	1 unit	41J
			Blue	B	3SB30 01-1DA51	1	1 unit	41J
			White	B	3SB30 01-1DA61	1	1 unit	41J
			Clear	B	3SB30 01-1DA71	1	1 unit	41J
	Illuminated mushroom pushbuttons, Ø 40 mm (incl. holder for 3 elements)		Yellow	B	3SB30 01-1GA31	1	1 unit	41J
			Green	B	3SB30 01-1GA41	1	1 unit	41J
			White	B	3SB30 01-1GA61	1	1 unit	41J
	Push-pull buttons, Ø 30 mm, latching, pull to unlatch		Black	B	3SB30 00-1EA11	1	1 unit	41J
			Red	B	3SB30 00-1EA21	1	1 unit	41J
	Push-pull buttons, Ø 40 mm, latching, pull to unlatch		Black	▶	3SB30 00-1CA11	1	1 unit	41J
			Red	▶	3SB30 00-1CA21	1	1 unit	41J
	Push-pull buttons, Ø 60 mm, latching, pull to unlatch		Black	B	3SB30 00-1RA11	1	1 unit	41J
			Red	B	3SB30 00-1RA21	1	1 unit	41J
	Push-pull buttons, Ø 30 mm, can be illuminated, latching, pull to unlatch, (incl. holder for 3 elements)		Red	B	3SB30 01-1EA21	1	1 unit	41J
			Yellow	B	3SB30 01-1EA31	1	1 unit	41J
			Green	B	3SB30 01-1EA41	1	1 unit	41J
			Blue	B	3SB30 01-1EA51	1	1 unit	41J
			Clear	B	3SB30 01-1EA71	1	1 unit	41J
	Push-pull buttons, Ø 40 mm, can be illuminated, latching, pull to unlatch (incl. holder for 3 elements)		Red	B	3SB30 01-1CA21	1	1 unit	41J
			Yellow	B	3SB30 01-1CA31	1	1 unit	41J
			Green	B	3SB30 01-1CA41	1	1 unit	41J
			Blue	B	3SB30 01-1CA51	1	1 unit	41J
			Clear	B	3SB30 01-1CA71	1	1 unit	41J

 For online configurator see www.siemens.com/sirius/configurators.
















¹⁾ Also available without holder. Supplement Order No. with "-Z" and quote order code "B01". Price reduction on request.

²⁾ Maximum permissible equipment: 3 single-pole or 2 double-pole contact blocks. When using the 3SB39 01-0AB holder, the central command point must not be empty.

3SB3 Pushbuttons and Indicator Lights, 22 mm

Actuators and Indicators, Plastic, Round, 22 mm

Actuators and indicators

Version	Version Illumination	Color of handle	DT	Configurator	 PU (UNIT, SET, M)	PS*	PG	
				Order No.	Price per PU			
Selector switches with holder¹⁾								
Selector switches with 2 switch positions								
 Non-illuminated	Switching sequence O-I, 90° operating angle, latching 	Non-illuminated	Black	B	3SB30 00-2HA11	1	1 unit	41J
			Red	B	3SB30 00-2HA21	1	1 unit	41J
			Green	B	3SB30 00-2HA41	1	1 unit	41J
			White	B	3SB30 00-2HA61	1	1 unit	41J
			Illuminated (incl. holder for 3 elements)	Red	B	3SB30 01-2HA21	1	1 unit
Yellow	B	3SB30 01-2HA31		1	1 unit	41J		
Green	B	3SB30 01-2HA41		1	1 unit	41J		
Blue	B	3SB30 01-2HA51		1	1 unit	41J		
Clear	B	3SB30 01-2HA71		1	1 unit	41J		
 Illuminated	Switching sequence O-I, 50° operating angle, latching 	Non-illuminated	Black	▶	3SB30 00-2KA11	1	1 unit	41J
			Red	B	3SB30 00-2KA21	1	1 unit	41J
			Green	B	3SB30 00-2KA41	1	1 unit	41J
			White	B	3SB30 00-2KA61	1	1 unit	41J
			Illuminated (incl. holder for 3 elements)	Red	B	3SB30 01-2KA21	1	1 unit
Yellow	B	3SB30 01-2KA31		1	1 unit	41J		
Green	B	3SB30 01-2KA41		1	1 unit	41J		
Blue	B	3SB30 01-2KA51		1	1 unit	41J		
Clear	B	3SB30 01-2KA71		1	1 unit	41J		
 Illuminated	Switching sequence O-I, 50° operating angle, momentary contact type 	Non-illuminated	Black	▶	3SB30 00-2LA11	1	1 unit	41J
			Red	B	3SB30 00-2LA21	1	1 unit	41J
			Green	B	3SB30 00-2LA41	1	1 unit	41J
			White	B	3SB30 00-2LA61	1	1 unit	41J
			Illuminated (incl. holder for 3 elements)	Red	B	3SB30 01-2LA21	1	1 unit
Yellow	B	3SB30 01-2LA31		1	1 unit	41J		
Green	B	3SB30 01-2LA41		1	1 unit	41J		
Blue	B	3SB30 01-2LA51		1	1 unit	41J		
Clear	B	3SB30 01-2LA71		1	1 unit	41J		
Selector switches with 3 switch positions								
 Non-illuminated	Switching sequence I-O-II, 2 x 50° operating angle, latching 	Non-illuminated	Black	▶	3SB30 00-2DA11	1	1 unit	41J
			Red	B	3SB30 00-2DA21	1	1 unit	41J
			Green	B	3SB30 00-2DA41	1	1 unit	41J
			White	B	3SB30 00-2DA61	1	1 unit	41J
			Illuminated (incl. holder for 3 elements)	Red	B	3SB30 01-2DA21	1	1 unit
Yellow	B	3SB30 01-2DA31		1	1 unit	41J		
Green	B	3SB30 01-2DA41		1	1 unit	41J		
Blue	B	3SB30 01-2DA51		1	1 unit	41J		
Clear	B	3SB30 01-2DA71		1	1 unit	41J		
 Illuminated	Switching sequence I-O-II, 2 x 50° operating angle, momentary contact type 	Non-illuminated	Black	▶	3SB30 00-2EA11	1	1 unit	41J
			Red	B	3SB30 00-2EA21	1	1 unit	41J
			Green	B	3SB30 00-2EA41	1	1 unit	41J
			White	B	3SB30 00-2EA61	1	1 unit	41J
			Illuminated (incl. holder for 3 elements)	Red	B	3SB30 01-2EA21	1	1 unit
Yellow	B	3SB30 01-2EA31		1	1 unit	41J		
Green	B	3SB30 01-2EA41		1	1 unit	41J		
Blue	B	3SB30 01-2EA51		1	1 unit	41J		
Clear	B	3SB30 01-2EA71		1	1 unit	41J		
 Illuminated	Switching sequence I-O-II, 2 x 50° operating angle, momentary contact type to the left, latching to the right 	Non-illuminated	Black	▶	3SB30 00-2GA11	1	1 unit	41J
			Red	B	3SB30 00-2GA21	1	1 unit	41J
			Green	B	3SB30 00-2GA41	1	1 unit	41J
			White	B	3SB30 00-2GA61	1	1 unit	41J
			Illuminated (incl. holder for 3 elements)	Red	B	3SB30 01-2GA21	1	1 unit
Yellow	B	3SB30 01-2GA31		1	1 unit	41J		
Green	B	3SB30 01-2GA41		1	1 unit	41J		
Blue	B	3SB30 01-2GA51		1	1 unit	41J		
Clear	B	3SB30 01-2GA71		1	1 unit	41J		
 Illuminated	Switching sequence I-O-II, 2 x 50° operating angle, latching to the left, momentary contact type to the right 	Non-illuminated	Black	B	3SB30 00-2FA11	1	1 unit	41J
			Red	B	3SB30 00-2FA21	1	1 unit	41J
			Green	B	3SB30 00-2FA41	1	1 unit	41J
			White	B	3SB30 00-2FA61	1	1 unit	41J
			Illuminated (incl. holder for 3 elements)	Red	B	3SB30 01-2FA21	1	1 unit
Yellow	B	3SB30 01-2FA31		1	1 unit	41J		
Green	B	3SB30 01-2FA41		1	1 unit	41J		
Blue	C	3SB30 01-2FA51		1	1 unit	41J		
Clear	B	3SB30 01-2FA71		1	1 unit	41J		

For online configurator see www.siemens.com/sirius/configurators.

¹⁾ Also available without holder. Supplement Order No. with "-Z" and quote order code "B01". Price reduction on request.

3SB3 Pushbuttons and Indicator Lights, 22 mm

Actuators and Indicators, Plastic, Round, 22 mm

Actuators and indicators

Version	Lock version Type	Lock No./ color	Key removal position	DT	Configurator		PU (UNIT, SET, M)	PS*	PG
					Order No.	Price per PU			

Key-operated switches with holder¹⁾

Key-operated switches with 2 keys, 2 switch positions



RONIS key-operated switch



CES key-operated switch



BKS key-operated switch



O.M.R. key-operated switch

Switching sequence O-I, 50° operating angle, latching	RONIS	SB 30	O+I	B	3SB30 00-4HD11	1	1 unit	41J
			O	B	3SB30 00-4HD01	1	1 unit	41J
			I	B	3SB30 00-4HD21	1	1 unit	41J
Switching sequence O-I, 50° operating angle, latching	RONIS	SB 30	O+I	▶	3SB30 00-4AD11	1	1 unit	41J
			O	▶	3SB30 00-4AD01	1	1 unit	41J
			I	▶	3SB30 00-4AD21	1	1 unit	41J
	CES	SSG 10	O+I	▶	3SB30 00-4LD11	1	1 unit	41J
			O	▶	3SB30 00-4LD01	1	1 unit	41J
			I	▶	3SB30 00-4LD21	1	1 unit	41J
	LSG 1	O+I	O	B	3SB30 00-4LF01	1	1 unit	41J
			O	B	3SB30 00-4LF11	1	1 unit	41J
	CES with key monitoring ²⁾	SSG 10	O	C	3SB30 00-4LD05	1	1 unit	41J
	BKS	S1	O+I	B	3SB30 00-5AD11	1	1 unit	41J
			O	B	3SB30 00-5AD01	1	1 unit	41J
			I	B	3SB30 00-5AD21	1	1 unit	41J
E1 for VW ³⁾	O+I	O	O	B	3SB30 00-5AE01	1	1 unit	41J
			O	B	3SB30 00-5AE11	1	1 unit	41J
E2 for VW ³⁾	O+I	O	O	B	3SB30 00-5AE21	1	1 unit	41J
			O	B	3SB30 00-5AE31	1	1 unit	41J
E7 for VW ³⁾	O+I	O	O	B	3SB30 00-5AE41	1	1 unit	41J
			O	B	3SB30 00-5AE51	1	1 unit	41J
E9 for VW ³⁾	O+I	O	O	B	3SB30 00-5AE61	1	1 unit	41J
			O	B	3SB30 00-5AE71	1	1 unit	41J
O.M.R. ⁴⁾	73038	Light blue	O+I	B	3SB30 00-3AG11	1	1 unit	41J
			O	B	3SB30 00-3AG01	1	1 unit	41J
73037	O+I	O	O	B	3SB30 00-3AH11	1	1 unit	41J
			O	B	3SB30 00-3AH01	1	1 unit	41J
73034	O+I	O	O	B	3SB30 00-3AJ11	1	1 unit	41J
			O	B	3SB30 00-3AJ01	1	1 unit	41J
73033	O+I	O	O	B	3SB30 00-3AK11	1	1 unit	41J
			O	B	3SB30 00-3AK01	1	1 unit	41J
Switching sequence O-I, 50° operating angle, momentary contact type	RONIS	SB 30	O	▶	3SB30 00-4BD01	1	1 unit	41J
	CES	SSG 10	O	▶	3SB30 00-4MD01	1	1 unit	41J
	LSG 1	O	B	3SB30 00-4MF11	1	1 unit	41J	
	BKS	S1	O	B	3SB30 00-5BD01	1	1 unit	41J
O.M.R. ⁴⁾	73038	Light blue	O	B	3SB30 00-3BG01	1	1 unit	41J
			O	B	3SB30 00-3BH01	1	1 unit	41J
			O	B	3SB30 00-3BJ01	1	1 unit	41J
73034	O	B	3SB30 00-3BJ01	1	1 unit	41J		
73033	O	B	3SB30 00-3BK01	1	1 unit	41J		

⚙️ For online configurator see www.siemens.com/sirius/configurators.

For BKS and CES special locks see page 13/68.

¹⁾ Also available without holder. Supplement Order No. with "-Z" and quote order code "B01". Price reduction on request.

²⁾ For locks with key monitoring the supplied 3SB39 01-0AB holder must be used.

The key scan is performed by a 3SB34 single-pole NC contact block which must be snap-mounted in the center position. Scanning of the switch positions must be performed by additional contact blocks which are snap-mounted on the actuator.

Special locks can be ordered only with order code "Y01".

³⁾ Keys are not included in scope of supply.

⁴⁾ According to FIAT standards; also available for other users.

3SB3 Pushbuttons and Indicator Lights, 22 mm

Actuators and Indicators, Plastic, Round, 22 mm

Actuators and indicators

Version	Lock version			DT	Configurator	PU (UNIT, SET, M)	PS*	PG
	Type	Lock No./ color	Key removal position					

Key-operated switches with holder¹⁾

Key-operated switches with 2 keys, 3 switch positions



Switching sequence I-O-II,
2 x 50° operating angle,
latching



RONIS	SB 30	I+O+II	B	3SB30 00-4DD11	1	1 unit	41J		
			B	3SB30 00-4DD01	1	1 unit	41J		
			B	3SB30 00-4DD41	1	1 unit	41J		
			B	3SB30 00-4DD21	1	1 unit	41J		
			B	3SB30 00-4DD31	1	1 unit	41J		
			B	3SB30 00-4DD51	1	1 unit	41J		
CES	SSG 10	I+O+II	B	3SB30 00-4PD11	1	1 unit	41J		
			B	3SB30 00-4PD01	1	1 unit	41J		
			B	3SB30 00-4PD51	1	1 unit	41J		
			B	3SB30 00-4PD41	1	1 unit	41J		
			B	3SB30 00-4PD21	1	1 unit	41J		
			B	3SB30 00-4PD31	1	1 unit	41J		
CES with key monitoring	SSG 10	O	C	3SB30 00-4PD05	1	1 unit	41J		
BKS	S1	I+O+II	B	3SB30 00-5DD11	1	1 unit	41J		
			C	3SB30 00-5DD31	1	1 unit	41J		
O.M.R. ³⁾	73038 Light blue	I+O+II	B	3SB30 00-3DG11	1	1 unit	41J		
			B	3SB30 00-3DG01	1	1 unit	41J		
	73037 Red	O	B	3SB30 00-3DH01	1	1 unit	41J		
			B	3SB30 00-3DH51	1	1 unit	41J		
	73034 Black	I+O+II	B	3SB30 00-3DJ11	1	1 unit	41J		
			B	3SB30 00-3DJ01	1	1 unit	41J		
73033 Yellow	I+O+II	B	3SB30 00-3DK11	1	1 unit	41J			
Switching sequence I-O-II, 2 x 50° operating angle, momentary contact type	RONIS	SB 30	O	3SB30 00-4ED01	1	1 unit	41J		
			CES	SSG 10	O	3SB30 00-4QD01	1	1 unit	41J
	BKS	S1	O	3SB30 00-5ED01	1	1 unit	41J		
	O.M.R. ³⁾	73034 Black	O	B	3SB30 00-3EJ01	1	1 unit	41J	
				Switching sequence I-O-II, 2 x 50° operating angle, momentary contact type to the left, latching to the right	RONIS	SB 30	O + II	B	3SB30 00-4GD61
	O	B	3SB30 00-4GD01	1			1 unit	41J	
O	B	3SB30 00-4GD31	1	1 unit	41J				
CES	SSG 10	O + II	B	3SB30 00-4SD61	1	1 unit	41J		
			B	3SB30 00-4SD01	1	1 unit	41J		
BKS	S1	O	3SB30 00-5GD01	1	1 unit	41J			
Switching sequence I-O-II, 2 x 50° operating angle, latching to the left, momentary contact type to the right	RONIS	SB 30	O+I	3SB30 00-4FD51	1	1 unit	41J		
			O	3SB30 00-4FD01	1	1 unit	41J		
			I	3SB30 00-4FD21	1	1 unit	41J		
	CES	SSG 10	O+I	B	3SB30 00-4RD51	1	1 unit	41J	
				O	3SB30 00-4RD01	1	1 unit	41J	
				I	3SB30 00-4RD21	1	1 unit	41J	
BKS	S1	O+I	B	3SB30 00-5FD51	1	1 unit	41J		
			O	3SB30 00-5FD01	1	1 unit	41J		
			I	3SB30 00-5FD21	1	1 unit	41J		
O.M.R. ³⁾	73038 Light blue	O	B	3SB30 00-3FG01	1	1 unit	41J		
			73034 Black	I	B	3SB30 00-3FJ21	1	1 unit	41J

⚙️ For online configurator see www.siemens.com/sirius/configurators.

For BKS and CES special locks see page 13/68.

¹⁾ Also available without holder. Supplement Order No. with "-Z" and quote order code "B01". Price reduction on request.

²⁾ For locks with key monitoring the supplied 3SB39 01-0AB holder must be used.

The key scan is performed by a 3SB34 single-pole NC contact block which must be snap-mounted in the center position. Scanning of the switch positions must be performed by additional contact blocks which are snap-mounted on the actuator.


Special locks can be ordered only with order code "Y01".

³⁾ According to FIAT standards; also available for other users.

















3SB3 Pushbuttons and Indicator Lights, 22 mm

Actuators and Indicators, Plastic, Round, 22 mm

Actuators and indicators

Version	Color of handle	Approval	DT	Configurator	 PU (UNIT, SET, M)	PS*	PG
				Order No.	Price per PU		

EMERGENCY-STOP devices according to ISO 13850 and IEC 60947-5-5, with holder¹⁾²⁾. Can also be used with 3TK28 safety relays.

 <p>Mushroom diameter 32 mm</p>	<p>EMERGENCY-STOP mushroom pushbuttons, Ø 32 mm, with positive latching according to ISO 13850, with rotate-to-unlatch mechanism</p>	Red		B	3SB30 00-1FA20	1	1 unit	41J
 <p>Mushroom diameter 40 mm, with rotate-to-unlatch mechanism, with switch position indication</p>	<p>EMERGENCY-STOP mushroom pushbuttons, Ø 40 mm, with positive latching according to ISO 13850, with rotate-to-unlatch mechanism</p> <ul style="list-style-type: none"> Without switch position indicator With mechanical switch position indication 	Red			<p>3SB30 00-1HA20</p> <p>3SB30 00-1HA26</p>	1	1 unit	41J
 <p>Mushroom diameter 40 mm, pull-to-unlatch mechanism</p>	<p>EMERGENCY-STOP mushroom pushbuttons, Ø 40 mm, with positive latching according to ISO 13850, with pull-to-unlatch mechanism</p>	Red		B	3SB30 00-1TA20	1	1 unit	41J
 <p>Mushroom diameter 60 mm</p>	<p>EMERGENCY-STOP mushroom pushbuttons, Ø 60 mm, with positive latching according to ISO 13850, with rotate-to-unlatch mechanism</p>	Red		B	3SB30 00-1AA20	1	1 unit	41J
 <p>Mushroom diameter 40 mm, with RONIS key-operated switch</p>	<p>EMERGENCY-STOP mushroom pushbuttons, Ø 40 mm, with RONIS lock, lock No. SB 30, with positive latching acc. to ISO 13850, unlocking only possible using key</p>	Red		B	3SB30 00-1BA20	1	1 unit	41J
 <p>Mushroom diameter 40 mm, with CES key-operated switch</p>	<p>EMERGENCY-STOP mushroom pushbuttons, Ø 40 mm, with CES lock, lock No. SSG 10, with positive latching according to ISO 13850, unlocking only possible using key</p>	Red		B	3SB30 00-1KA20	1	1 unit	41J
 <p>Mushroom diameter 40 mm, with CES key-operated switch</p>	<p>EMERGENCY-STOP mushroom pushbuttons, Ø 40 mm, with BKS lock, lock No. S1, with positive latching according to ISO 13850, unlocking only possible using key</p>	Red		B	3SB30 00-1LA20	1	1 unit	41J
 <p>Mushroom diameter 40 mm, with CES key-operated switch</p>	<p>EMERGENCY-STOP mushroom pushbuttons, Ø 40 mm, with O.M.R. lock, lock No. 73037, with positive latching according to ISO 13850, unlocking only possible using key</p>	Red		B	3SB30 00-1MA20	1	1 unit	41J

 For online configurator see www.siemens.com/sirius/configurators.

¹⁾ Also available without holder. Supplement Order No. with "-Z" and quote order code "B01". Price reduction on request.


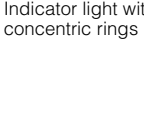

²⁾ The yellow backing plates must be ordered separately, see "Accessories" on page 13/83.

For BKS and CES special locks see page 13/68.

3SB3 Pushbuttons and Indicator Lights, 22 mm

Actuators and Indicators, Plastic, Round, 22 mm

Actuators and indicators

Version	Color of lens	DT	Configurator	PU (UNIT, SET, M)	PS*	PG	
			Order No.	Price per PU			
Signaling elements with holder¹⁾							
	Indicator lights with smooth lens ²⁾	Amber	B	3SB30 01-6AA00	1	1 unit	41J
		Red	▶	3SB30 01-6AA20	1	1 unit	41J
		Yellow	B	3SB30 01-6AA30	1	1 unit	41J
		Green	▶	3SB30 01-6AA40	1	1 unit	41J
		Blue	B	3SB30 01-6AA50	1	1 unit	41J
		White	B	3SB30 01-6AA60	1	1 unit	41J
		Clear	▶	3SB30 01-6AA70	1	1 unit	41J
	Indicator lights with lens with concentric rings ²⁾	Amber	B	3SB30 01-6BA00	1	1 unit	41J
		Red	B	3SB30 01-6BA20	1	1 unit	41J
		Yellow	B	3SB30 01-6BA30	1	1 unit	41J
		Green	B	3SB30 01-6BA40	1	1 unit	41J
		Blue	B	3SB30 01-6BA50	1	1 unit	41J
		White	B	3SB30 01-6BA60	1	1 unit	41J
		Clear	B	3SB30 01-6BA70	1	1 unit	41J
	Acoustic signaling devices, IP40³⁾ For acoustic signal transformer 24 V DC ⁴⁾ (without BA 9s base)	Black	B	3SB30 00-7AA10	1	1 unit	41J

Acoustic signaling device

For online configurator see www.siemens.com/sirius/configurators.

¹⁾ Also available without holder. Supplement Order No. with "-Z" and quote order code "B01". Price reduction on request.

²⁾ Inscription by inserting a label is not possible.

³⁾ For acoustic signaling devices, IP65, see "Complete Units".

⁴⁾ Following must be ordered separately:



- 3SB1902-2BN acoustic signal transformer, see "Accessories".

- 3SB34 00-1A lampholder for front plate mounting or

3SB34 20-1A lampholder for base mounting, both with screw terminals.

Devices assembled in this way are suitable for use in enclosures.

Lampholders with spring-type terminals cannot be used.

Version	Inscriptions	Color of handle	DT	Configurator	PU (UNIT, SET, M)	PS*	PG	
				Order No.	Price per PU			
Twin pushbuttons with indicator light with holder¹⁾²⁾								
	Twin pushbuttons with indicator light, with flat, square buttons, incl. holder for 3 elements	I/O ³⁾	Green/Red	B	3SB31 01-8BC21	1	1 unit	41J
		I/O ³⁾	White/Black	B	3SB31 01-8BC31	1	1 unit	41J
		↑ / ↓ ³⁾	Green/Red	D	3SB31 01-8BC81	1	1 unit	41J
	Twin pushbuttons with indicator light, with flat and raised, square buttons, incl. holder for 3 elements	I/O ³⁾	Green/Red	B	3SB31 01-8DC21	1	1 unit	41J
		I/O ³⁾	White/Black	B	3SB31 01-8DC31	1	1 unit	41J

Twin pushbutton with indicator light, with flat buttons

Twin pushbuttons with indicator light, with flat and raised buttons

For online configurator see www.siemens.com/sirius/configurators.

¹⁾ Mounting the twin pushbuttons in 3SB38 enclosure is not possible.


²⁾ Also available without holder. Supplement Order No. with "-Z" and quote order code "B01". Price reduction on request.

³⁾ Black inscription for green, red and white buttons; white inscription on black button.

3SB3 Pushbuttons and Indicator Lights, 22 mm

Actuators and Indicators, Plastic, Round, 22 mm

Actuators and indicators

Version	Inscriptions	Color of handle	DT	Configurator		PU (UNIT, SET, M)	PS*	PG
				Order No.	Price per PU			

Twin pushbuttons with holder¹⁾²⁾



Twin pushbutton with flat buttons

Twin pushbuttons, with flat, square buttons	I/O ³⁾	Green/Red	B	3SB31 00-8AC21	1	1 unit	41J	
	I/O ³⁾	White/Black	B	3SB31 00-8AC31	1	1 unit	41J	
	↑ / ↓ ³⁾	White/White	B	3SB31 00-8AC61-0AD0	1	1 unit	41J	
	Twin pushbuttons, with flat and raised, square buttons	I/O ³⁾	Green/Red	B	3SB31 00-8CC21	1	1 unit	41J
		I/O ³⁾	White/Black	B	3SB31 00-8CC31	1	1 unit	41J

 For online configurator see www.siemens.com/sirius/configurators.

- 1) Mounting the twin pushbuttons in 3SB38 enclosure is not possible.
 2) Also available without holder. Supplement Order No. with **"-Z"** and quote order code **"B01"**. Price reduction on request.
 3) Black inscription for green, red and white buttons; white inscription on black button.

Version	Use	DT	Order No.	Price per PU	PU (UNIT, SET, M)	PS*	PG
---------	-----	----	-----------	-----------------	-------------------------	-----	----

Accessories for twin pushbuttons



Label holder

Label holders 70 mm x 30 mm for inscription label ¹⁾ 12,5 mm x 27 mm ¹⁾	Twin pushbuttons	B	3SB39 22-0AY	100	10 units	41J
--	------------------	---	---------------------	-----	----------	-----



Protective cap

Protective caps, clear Silicone, for degree of protection IP67	Twin pushbuttons with flat buttons	B	3SB39 21-0AQ	1	1 unit	41J
--	------------------------------------	---	---------------------	---	--------	-----



- 1) Mounting in 3SB38 enclosure is not possible.
For inscription labels see pages 13/73 and 13/74.

3SB3 Pushbuttons and Indicator Lights, 22 mm

Actuators and Indicators, Plastic, Square, 26 mm × 26 mm

Complete units

Selection and ordering data

Version	Rated voltage of lamp	Color of handle	Contacts for front plate mounting	DT	Screw terminals	PU (UNIT, SET, M)	PS*	PG	
					Configurator				
V					Order No.	Price per PU			
Pushbuttons									
 Pushbutton	Pushbuttons with flat button	--	Black	1 NO	B	3SB33 02-0AA11	1	1 unit	41J
		Black	1 NC	B	3SB33 03-0AA11	1	1 unit	41J	
		Red	1 NC	B	3SB33 03-0AA21	1	1 unit	41J	
		Yellow	1 NO	B	3SB33 02-0AA31	1	1 unit	41J	
		Green	1 NO	B	3SB33 02-0AA41	1	1 unit	41J	
		Blue	1 NO	B	3SB33 02-0AA51	1	1 unit	41J	
		White	1 NO	B	3SB33 02-0AA61	1	1 unit	41J	
		Black	1 NO + 1 NC	B	3SB33 01-0AA11	1	1 unit	41J	
		Red	1 NO + 1 NC	B	3SB33 01-0AA21	1	1 unit	41J	
		Yellow	1 NO + 1 NC	B	3SB33 01-0AA31	1	1 unit	41J	
		Green	1 NO + 1 NC	B	3SB33 01-0AA41	1	1 unit	41J	
		Blue	1 NO + 1 NC	C	3SB33 01-0AA51	1	1 unit	41J	
		White	1 NO + 1 NC	B	3SB33 01-0AA61	1	1 unit	41J	
		 Illuminated pushbutton	Illuminated pushbuttons with flat button with integrated LED (incl. holder for 3 elements)	24 AC/DC	Red ¹⁾	1 NC	B	3SB33 46-0AA21	1
Yellow ¹⁾	1 NO			B	3SB33 45-0AA31	1	1 unit	41J	
Green ¹⁾	1 NO			B	3SB33 45-0AA41	1	1 unit	41J	
Blue ¹⁾	1 NO			B	3SB33 45-0AA51	1	1 unit	41J	
White	1 NO			B	3SB33 45-0AA61	1	1 unit	41J	
Clear ¹⁾	1 NO			B	3SB33 45-0AA71	1	1 unit	41J	
Red ¹⁾	1 NO + 1 NC			B	3SB33 47-0AA21	1	1 unit	41J	
Yellow ¹⁾	1 NO + 1 NC			B	3SB33 47-0AA31	1	1 unit	41J	
Green ¹⁾	1 NO + 1 NC			B	3SB33 47-0AA41	1	1 unit	41J	
Blue ¹⁾	1 NO + 1 NC			B	3SB33 47-0AA51	1	1 unit	41J	
White	1 NO + 1 NC			B	3SB33 47-0AA61	1	1 unit	41J	
Clear ¹⁾	1 NO + 1 NC			B	3SB33 47-0AA71	1	1 unit	41J	
230 AC	Red ¹⁾			1 NC	B	3SB33 54-0AA21	1	1 unit	41J
Yellow ¹⁾	1 NO			C	3SB33 53-0AA31	1	1 unit	41J	
Green ¹⁾	1 NO	B	3SB33 53-0AA41	1	1 unit	41J			
Blue ¹⁾	1 NO	C	3SB33 53-0AA51	1	1 unit	41J			
White	1 NO	B	3SB33 53-0AA61	1	1 unit	41J			
Clear ¹⁾	1 NO	B	3SB33 53-0AA71	1	1 unit	41J			
Red ¹⁾	1 NO + 1 NC	B	3SB33 55-0AA21	1	1 unit	41J			
Yellow ¹⁾	1 NO + 1 NC	C	3SB33 55-0AA31	1	1 unit	41J			
Green ¹⁾	1 NO + 1 NC	B	3SB33 55-0AA41	1	1 unit	41J			
Blue ¹⁾	1 NO + 1 NC	C	3SB33 55-0AA51	1	1 unit	41J			
White	1 NO + 1 NC	C	3SB33 55-0AA61	1	1 unit	41J			
Clear ¹⁾	1 NO + 1 NC	B	3SB33 55-0AA71	1	1 unit	41J			
Illuminated pushbuttons with flat button with BA 9s lampholder without lamp (incl. holder for 3 elements)		Red ¹⁾	1 NC	B	3SB33 07-0AA21	1	1 unit	41J	
		Yellow ¹⁾	1 NO	B	3SB33 06-0AA31	1	1 unit	41J	
		Green ¹⁾	1 NO	B	3SB33 06-0AA41	1	1 unit	41J	
		Blue ¹⁾	1 NO	B	3SB33 06-0AA51	1	1 unit	41J	
		White	1 NO	B	3SB33 06-0AA61	1	1 unit	41J	
		Clear ¹⁾	1 NO	B	3SB33 06-0AA71	1	1 unit	41J	
		Red ¹⁾	1 NO + 1 NC	B	3SB33 05-0AA21	1	1 unit	41J	
		Yellow ¹⁾	1 NO + 1 NC	B	3SB33 05-0AA31	1	1 unit	41J	
		Green ¹⁾	1 NO + 1 NC	B	3SB33 05-0AA41	1	1 unit	41J	
		Blue ¹⁾	1 NO + 1 NC	B	3SB33 05-0AA51	1	1 unit	41J	
		White	1 NO + 1 NC	B	3SB33 05-0AA61	1	1 unit	41J	
		Clear ¹⁾	1 NO + 1 NC	B	3SB33 05-0AA71	1	1 unit	41J	

For online configurator see www.siemens.com/sirius/configurators.

¹⁾ Inscription is possible by inserting a label.

3SB3 Pushbuttons and Indicator Lights, 22 mm

Actuators and Indicators, Plastic, Square, 26 mm × 26 mm

Complete units

Version	Color of handle	Contacts for front plate mounting	DT	Screw terminals	PU (UNIT, SET, M)	PS*	PG
				Configurator			
				Order No. Price per PU			

EMERGENCY-STOP devices acc. to ISO 13850, with yellow name plate, Ø 80 mm, with inscription¹⁾. Can also be used with 3TK28 safety relays.



EMERGENCY-STOP mushroom pushbuttons, Ø 40 mm, with positive latching function, with rotate-to-unlatch mechanism

Color of handle	Contacts for front plate mounting	DT	Order No.	Price per PU	PU (UNIT, SET, M)	PS*	PG
Red	1 NC	⊕ B	3SB33 03-1HA20		1	1 unit	41J
	1 NO + 1 NC	⊕ B	3SB33 01-1HA20		1	1 unit	41J

EMERGENCY-STOP mushroom pushbutton with rotate-to-unlatch mechanism

⚙ For online configurator see www.siemens.com/sirius/configurators.

⊕ Positive opening according to IEC 60947-5-1, Appendix K. Can be used with 3TK28 safety relays. Certificate:



¹⁾ German inscription "NOT-HALT".

Version	Rated voltage of lamp	Color of lens	DT	Screw terminals	PU (UNIT, SET, M)	PS*	PG
				Configurator			
				Order No. Price per PU			

Signaling devices



Indicator light

Version	Rated voltage of lamp	Color of lens	DT	Order No.	Price per PU	PU (UNIT, SET, M)	PS*	PG
Indicator lights with integrated LED	24 AC/DC	Red	B	3SB33 44-6AA20		1	1 unit	41J
		Yellow	B	3SB33 44-6AA30		1	1 unit	41J
		Green	B	3SB33 44-6AA40		1	1 unit	41J
		Blue	B	3SB33 44-6AA50		1	1 unit	41J
		White	B	3SB33 44-6AA60		1	1 unit	41J
		Clear	B	3SB33 44-6AA70		1	1 unit	41J
Indicator lights with integrated LED	230 AC	Red	B	3SB33 52-6AA20		1	1 unit	41J
		Yellow	B	3SB33 52-6AA30		1	1 unit	41J
		Green	B	3SB33 52-6AA40		1	1 unit	41J
		Blue	B	3SB33 52-6AA50		1	1 unit	41J
		White	B	3SB33 52-6AA60		1	1 unit	41J
		Clear	B	3SB33 52-6AA70		1	1 unit	41J
Indicator lights with BA 9s lampholder (without lamp)	-	Red	B	3SB33 04-6AA20		1	1 unit	41J
		Yellow	B	3SB33 04-6AA30		1	1 unit	41J
		Green	B	3SB33 04-6AA40		1	1 unit	41J
		Blue	B	3SB33 04-6AA50		1	1 unit	41J
		White	B	3SB33 04-6AA60		1	1 unit	41J
		Clear	B	3SB33 04-6AA70		1	1 unit	41J







⚙ For online configurator see www.siemens.com/sirius/configurators.

3SB3 Pushbuttons and Indicator Lights, 22 mm

Actuators and Indicators, Plastic, Square, 26 mm × 26 mm

Actuators and indicators

Selection and ordering data

Version	Color of handle	DT	Configurator	PU (UNIT, SET, M)	PS*	PG	
			Order No.	Price per PU			
Pushbuttons and switches with holder¹⁾							
	Pushbuttons with flat button	Black	B	3SB31 10-0AA11	1	1 unit	41J
		Red	B	3SB31 10-0AA21	1	1 unit	41J
		Yellow	B	3SB31 10-0AA31	1	1 unit	41J
		Green	B	3SB31 10-0AA41	1	1 unit	41J
		Blue	B	3SB31 10-0AA51	1	1 unit	41J
		White	B	3SB31 10-0AA61	1	1 unit	41J
	Clear ²⁾	B	3SB31 10-0AA71	1	1 unit	41J	
	Pushbuttons with raised front ring (height 13 mm)	Black	B	3SB31 10-0AA12	1	1 unit	41J
		Red	B	3SB31 10-0AA22	1	1 unit	41J
		Green	C	3SB31 10-0AA42	1	1 unit	41J
		White	B	3SB31 10-0AA62	1	1 unit	41J
	Pushbuttons with raised front ring, castellated (height 13 mm)	Black	C	3SB31 10-0AA13	1	1 unit	41J
		Red	C	3SB31 10-0AA23	1	1 unit	41J
		Yellow	C	3SB31 10-0AA33	1	1 unit	41J
		Green	C	3SB31 10-0AA43	1	1 unit	41J
		White	C	3SB31 10-0AA63	1	1 unit	41J
	Illuminated pushbuttons with flat button (incl. holder for 3 elements)	Red ²⁾	B	3SB31 11-0AA21	1	1 unit	41J
		Yellow ²⁾	B	3SB31 11-0AA31	1	1 unit	41J
		Green ²⁾	B	3SB31 11-0AA41	1	1 unit	41J
		Blue ²⁾	B	3SB31 11-0AA51	1	1 unit	41J
		White	B	3SB31 11-0AA61	1	1 unit	41J
		Clear ²⁾	B	3SB31 11-0AA71	1	1 unit	41J
	Pushbuttons, latching, with flat button, unlocking by pressing again	Black	B	3SB31 10-0DA11	1	1 unit	41J
		Red	B	3SB31 10-0DA21	1	1 unit	41J
		Yellow	B	3SB31 10-0DA31	1	1 unit	41J
		Green	B	3SB31 10-0DA41	1	1 unit	41J
		Blue	C	3SB31 10-0DA51	1	1 unit	41J
		White	B	3SB31 10-0DA61	1	1 unit	41J
	Illuminated pushbuttons, latching, with flat button (incl. holder for 3 elements), unlatches by pressing again,	Red ²⁾	B	3SB31 11-0DA21	1	1 unit	41J
		Yellow ²⁾	B	3SB31 11-0DA31	1	1 unit	41J
		Green ²⁾	B	3SB31 11-0DA41	1	1 unit	41J
		Blue ²⁾	B	3SB31 11-0DA51	1	1 unit	41J
		White	B	3SB31 11-0DA61	1	1 unit	41J
		Clear ²⁾	B	3SB31 11-0DA71	1	1 unit	41J

For online configurator see www.siemens.com/sirius/configurators.













¹⁾ Also available without holder. Supplement Order No. with "-Z" and quote order code "B01". Price reduction on request.

²⁾ Inscription is possible by inserting a label.

3SB3 Pushbuttons and Indicator Lights, 22 mm

Actuators and Indicators, Plastic, Square, 26 mm × 26 mm

Actuators and indicators

Version	Version Illumination	Color of handle	DT	Configurator	PU (UNIT, SET, M)	PS*	PG	
				Order No.	Price per PU			
Selector switches with holder¹⁾								
Selector switches with 2 switch positions								
	Switching sequence O-I, 50° operating angle, latching 	Non-illuminated	Black	B	3SB31 10-2KA11	1	1 unit	41J
			Red	B	3SB31 10-2KA21	1	1 unit	41J
			Green	B	3SB31 10-2KA41	1	1 unit	41J
			White	B	3SB31 10-2KA61	1	1 unit	41J
			Illuminated (incl. holder for 3 elements)	Red	B	3SB31 11-2KA21	1	1 unit
Yellow	B	3SB31 11-2KA31		1	1 unit	41J		
Green	B	3SB31 11-2KA41		1	1 unit	41J		
Blue	B	3SB31 11-2KA51		1	1 unit	41J		
Clear	B	3SB31 11-2KA71		1	1 unit	41J		
	Switching sequence O-I, 50° operating angle, momentary contact type 	Non-illuminated	Black	B	3SB31 10-2LA11	1	1 unit	41J
			Red	C	3SB31 10-2LA21	1	1 unit	41J
			Green	C	3SB31 10-2LA41	1	1 unit	41J
			White	C	3SB31 10-2LA61	1	1 unit	41J
			Illuminated (incl. holder for 3 elements)	Red	B	3SB31 11-2LA21	1	1 unit
Yellow	C	3SB31 11-2LA31		1	1 unit	41J		
Green	C	3SB31 11-2LA41		1	1 unit	41J		
Blue	C	3SB31 11-2LA51		1	1 unit	41J		
Clear	B	3SB31 11-2LA71		1	1 unit	41J		
Selector switches with 3 switch positions								
	Switching sequence I-O-II, 2 x 50° operating angle, latching 	Non-illuminated	Black	B	3SB31 10-2DA11	1	1 unit	41J
			Red	B	3SB31 10-2DA21	1	1 unit	41J
			Green	C	3SB31 10-2DA41	1	1 unit	41J
			White	C	3SB31 10-2DA61	1	1 unit	41J
			Illuminated (incl. holder for 3 elements)	Red	B	3SB31 11-2DA21	1	1 unit
Yellow	B	3SB31 11-2DA31		1	1 unit	41J		
Green	B	3SB31 11-2DA41		1	1 unit	41J		
Blue	C	3SB31 11-2DA51		1	1 unit	41J		
Clear	B	3SB31 11-2DA71		1	1 unit	41J		
	Switching sequence I-O-II, 2 x 50° operating angle, momentary contact type 	Non-illuminated	Black	B	3SB31 10-2EA11	1	1 unit	41J
			Red	B	3SB31 10-2EA21	1	1 unit	41J
			Green	C	3SB31 10-2EA41	1	1 unit	41J
			White	C	3SB31 10-2EA61	1	1 unit	41J
			Illuminated (incl. holder for 3 elements)	Red	C	3SB31 11-2EA21	1	1 unit
Yellow	C	3SB31 11-2EA31		1	1 unit	41J		
Green	B	3SB31 11-2EA41		1	1 unit	41J		
Blue	C	3SB31 11-2EA51		1	1 unit	41J		
Clear	B	3SB31 11-2EA71		1	1 unit	41J		
	Switching sequence I-O-II, 2 x 50° operating angle, momentary contact type to the left, latching to the right 	Non-illuminated	Black	B	3SB31 10-2GA11	1	1 unit	41J
			Green	C	3SB31 10-2GA41	1	1 unit	41J
			White	B	3SB31 10-2GA61	1	1 unit	41J
	Switching sequence I-O-II, 2 x 50° operating angle, latching to the left, momentary contact type to the right 	Non-illuminated	Black	B	3SB31 10-2FA11	1	1 unit	41J
			Red	C	3SB31 10-2FA21	1	1 unit	41J
			Green	B	3SB31 10-2FA41	1	1 unit	41J


For online configurator see www.siemens.com/sirius/configurators.

¹⁾ Also available without holder. Supplement Order No. with "-Z" and quote order code "B01". Price reduction on request.














3SB3 Pushbuttons and Indicator Lights, 22 mm

Actuators and Indicators, Plastic, Square, 26 mm × 26 mm

Actuators and indicators

Version	Lock version			DT	Configurator 	PU (UNIT, SET, M)	PS*	PG
	Type	Lock No./ color	Key removal position					

Key-operated switches with holder¹⁾

		Key-operated switches with 2 keys, 2 switch positions							
	Switching sequence O-I, 50° operating angle, latching 	RONIS	SB 30	O+I	B	3SB31 10-4AD11	1	1 unit	41J
				O	B	3SB31 10-4AD01	1	1 unit	41J
	Switching sequence O-I, 50° operating angle, momentary contact type 	CES	SSG 10	O+I	B	3SB31 10-4LD11	1	1 unit	41J
				O	B	3SB31 10-4LD01	1	1 unit	41J
				I	B	3SB31 10-4LD21	1	1 unit	41J
			LSG 1	O+I	C	3SB31 10-4LF01	1	1 unit	41J
				O	B	3SB31 10-4LF11	1	1 unit	41J
		BKS	E2 for VW ²⁾	O	B	3SB31 10-5AE31	1	1 unit	41J
	Switching sequence O-I, 50° operating angle, momentary contact type 		E7 for VW ²⁾	O+I	B	3SB31 10-5AE41	1	1 unit	41J
				O	B	3SB31 10-5AE51	1	1 unit	41J
			E9 for VW ²⁾	O	B	3SB31 10-5AE71	1	1 unit	41J
		O.M.R. ³⁾	73037 Red	O	B	3SB31 10-3AH01	1	1 unit	41J
	Switching sequence I-O-II, 2 x 50° operating angle, latching 	RONIS	SB 30	O	B	3SB31 10-4BD01	1	1 unit	41J
		CES	SSG 10	O	B	3SB31 10-4MD01	1	1 unit	41J
	Switching sequence I-O-II, 2 x 50° operating angle, momentary contact type 	RONIS	SB 30	I+O+II	B	3SB31 10-4DD11	1	1 unit	41J
		CES	SSG 10	I+O+II	B	3SB31 10-4PD11	1	1 unit	41J
				O	B	3SB31 10-4PD01	1	1 unit	41J
	Switching sequence I-O-II, 2 x 50° operating angle, momentary contact type 	RONIS	SB 30	O	B	3SB31 10-4ED01	1	1 unit	41J
		CES	SSG 10	O	B	3SB31 10-4QD01	1	1 unit	41J
	Switching sequence I-O-II, 2 x 50° operating angle, momentary contact type to the left, latching to the right 	CES	SSG 10	O	B	3SB31 10-4SD01	1	1 unit	41J
			Switching sequence I-O-II, 2 x 50° operating angle, momentary contact type to the right 	CES	SSG 10	O+I	C	3SB31 10-4RD51	1

 For online configurator see www.siemens.com/sirius/configurators.

For BKS and CES special locks see page 13/68.

¹⁾ Also available without holder. Supplement Order No. with "-Z" and quote order code "B01". Price reduction on request.

²⁾ Keys are not included in scope of supply.

³⁾ According to FIAT standards; also available for other users.

3SB3 Pushbuttons and Indicator Lights, 22 mm

Actuators and Indicators, Plastic, Square, 26 mm × 26 mm

Actuators and indicators

Version	Color of handle	Approval	DT	Configurator	Price per PU	PU (UNIT, SET, M)	PS*	PG
				Order No.				

EMERGENCY-STOP devices according to ISO 13850 and IEC 60947-5-5, with holder¹⁾²⁾. Can also be used with 3TK28 safety relays.



EMERGENCY-STOP mushroom pushbutton with rotate-to-unlatch mechanism

EMERGENCY-STOP mushroom pushbuttons, Ø 40 mm, with positive latching according to ISO 13850, with rotate-to-unlatch mechanism

Red



B

3SB31 10-1HA20

1

1 unit

41J



EMERGENCY-STOP mushroom pushbutton with RONIS key-operated switch

EMERGENCY-STOP mushroom pushbuttons, Ø 40 mm, with RONIS key-operated switch (with 2 keys), lock No. SB 30, with positive latching according to ISO 13850, unlocking only possible using key

Red



B

3SB31 10-1BA20

1

1 unit

41J



EMERGENCY-STOP mushroom pushbutton with CES key-operated switch

EMERGENCY-STOP mushroom pushbuttons, Ø 40 mm, with CES key-operated switch (with 2 keys), lock No. SSG 10, with positive latching according to ISO 13850, unlocking only possible using key

Red



B

3SB31 10-1KA20

1

1 unit

41J



EMERGENCY-STOP mushroom pushbutton with BKS key-operated switch

EMERGENCY-STOP mushroom pushbuttons, Ø 40 mm, with BKS key-operated switch (with 2 keys), lock No. S1, with positive latching according to ISO 13850, unlocking only possible using key

Red



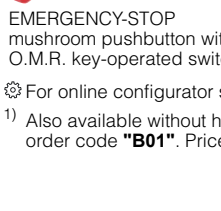
B

3SB31 10-1LA20

1

1 unit

41J



EMERGENCY-STOP mushroom pushbutton with O.M.R. key-operated switch

EMERGENCY-STOP mushroom pushbuttons, Ø 40 mm, with O.M.R. key-operated switch (with 2 keys), lock No. 73037 with positive latching according to ISO 13850, unlocking only using key

Red



B

3SB31 10-1MA20

1

1 unit

41J

²⁾ For online configurator see www.siemens.com/sirius/configurators.

²⁾ Yellow backing plates must be ordered separately; see "Accessories" on page 13/83.

¹⁾ Also available without holder. Supplement Order No. with "-Z" and quote order code "B01". Price reduction on request.

For BKS and CES special locks see page 13/68.

Version	Color of lens	DT	Configurator	Price per PU	PU (UNIT, SET, M)	PS*	PG
			Order No.				

Signaling elements with holder¹⁾



Indicator lights

Indicator lights

Red
Yellow
Green
Blue
Clear
White

B

3SB31 11-6AA20

1

1 unit

41J

B

3SB31 11-6AA30

1

1 unit

41J

B

3SB31 11-6AA40

1

1 unit

41J

B

3SB31 11-6AA50

1

1 unit

41J

B

3SB31 11-6AA70

1

1 unit

41J

B

3SB31 11-6AA60

1

1 unit

41J

¹⁾ For online configurator see www.siemens.com/sirius/configurators.

¹⁾ Also available without holder. Supplement Order No. with "-Z" and quote order code "B01". Price reduction on request.

3SB3 Pushbuttons and Indicator Lights, 22 mm

Actuators and Indicators, Metal, Round, 22 mm

Complete units

Selection and ordering data

The following applies to all complete units:

PU (UNIT) = 1
 PS* = 1 unit
 PG = 41J

Rated voltage of lamp	Color of handle	Contacts for front plate mounting	DT	Screw terminals	DT	Spring-type terminals	
V				Configurator		Configurator	
				Order No.	Price per PU	Order No.	Price per PU

Pushbuttons

Pushbuttons with flat button



Pushbutton with flat button

--	Black	1 NO	▶	3SB36 02-0AA11	C	3SB36 02-0AA11-0CC0
	Black	1 NC	B	3SB36 03-0AA11	C	3SB36 03-0AA11-0CC0
	Red	1 NC	▶	3SB36 03-0AA21	C	3SB36 03-0AA21-0CC0
	Yellow	1 NO	B	3SB36 02-0AA31	C	3SB36 02-0AA31-0CC0
	Green	1 NO	▶	3SB36 02-0AA41	C	3SB36 02-0AA41-0CC0
	Blue	1 NO	B	3SB36 02-0AA51	C	3SB36 02-0AA51-0CC0
	White	1 NO	▶	3SB36 02-0AA61	C	3SB36 02-0AA61-0CC0
	Black	1 NO + 1 NC	B	3SB36 01-0AA11	C	3SB36 01-0AA11-0CC0
	Red	1 NO + 1 NC	B	3SB36 01-0AA21	C	3SB36 01-0AA21-0CC0
	Yellow	1 NO + 1 NC	B	3SB36 01-0AA31	C	3SB36 01-0AA31-0CC0
	Green	1 NO + 1 NC	B	3SB36 01-0AA41	C	3SB36 01-0AA41-0CC0
	Blue	1 NO + 1 NC	B	3SB36 01-0AA51	C	3SB36 01-0AA51-0CC0
	White	1 NO + 1 NC	B	3SB36 01-0AA61	C	3SB36 01-0AA61-0CC0
	Clear	1 NO + 1 NC	B	3SB36 01-0AA71	C	--

Illuminated pushbuttons with flat button with integrated LED (incl. holder for 3 elements)



Illuminated pushbutton with flat button

24 AC/DC	Red ¹⁾	1 NC	▶	3SB36 46-0AA21	C	3SB36 46-0AA21-0CC0
	Yellow ¹⁾	1 NO	B	3SB36 45-0AA31	C	3SB36 45-0AA31-0CC0
	Green ¹⁾	1 NO	▶	3SB36 45-0AA41	C	3SB36 45-0AA41-0CC0
	Blue ¹⁾	1 NO	B	3SB36 45-0AA51	C	3SB36 45-0AA51-0CC0
	White	1 NO	B	3SB36 45-0AA61	C	3SB36 45-0AA61-0CC0
	Clear ¹⁾	1 NO	▶	3SB36 45-0AA71	C	3SB36 45-0AA71-0CC0
	Red ¹⁾	1 NO + 1 NC	B	3SB36 47-0AA21	C	3SB36 47-0AA21-0CC0
	Yellow ¹⁾	1 NO + 1 NC	B	3SB36 47-0AA31	C	3SB36 47-0AA31-0CC0
	Green ¹⁾	1 NO + 1 NC	B	3SB36 47-0AA41	C	3SB36 47-0AA41-0CC0
	Blue ¹⁾	1 NO + 1 NC	B	3SB36 47-0AA51	C	3SB36 47-0AA51-0CC0
	White	1 NO + 1 NC	B	3SB36 47-0AA61	C	3SB36 47-0AA61-0CC0
	Clear ¹⁾	1 NO + 1 NC	B	3SB36 47-0AA71	C	3SB36 47-0AA71-0CC0
110 AC	Red ¹⁾	1 NC	B	3SB36 50-0AA21		--
	Yellow ¹⁾	1 NO	B	3SB36 57-0AA31		--
	Green ¹⁾	1 NO	B	3SB36 57-0AA41		--
	Blue ¹⁾	1 NO	B	3SB36 57-0AA51		--
	White	1 NO	B	3SB36 57-0AA61		--
	Clear ¹⁾	1 NO	D	3SB36 57-0AA71		--
	Red ¹⁾	1 NO + 1 NC	B	3SB36 51-0AA21		--
	Yellow ¹⁾	1 NO + 1 NC	B	3SB36 51-0AA31		--
	Green ¹⁾	1 NO + 1 NC	B	3SB36 51-0AA41		--
	Blue ¹⁾	1 NO + 1 NC	D	3SB36 51-0AA51		--
	White	1 NO + 1 NC	B	3SB36 51-0AA61		--
	Clear ¹⁾	1 NO + 1 NC	B	3SB36 51-0AA71		--
230 AC	Red ¹⁾	1 NC	▶	3SB36 54-0AA21	C	3SB36 54-0AA21-0CC0
	Yellow ¹⁾	1 NO	B	3SB36 53-0AA31	C	3SB36 53-0AA31-0CC0
	Green ¹⁾	1 NO	▶	3SB36 53-0AA41	C	3SB36 53-0AA41-0CC0
	Blue ¹⁾	1 NO	D	3SB36 53-0AA51	C	3SB36 53-0AA51-0CC0
	White	1 NO	B	3SB36 53-0AA61	C	3SB36 53-0AA61-0CC0
	Clear ¹⁾	1 NO	▶	3SB36 53-0AA71	C	3SB36 53-0AA71-0CC0
	Red ¹⁾	1 NO + 1 NC	B	3SB36 55-0AA21	C	3SB36 55-0AA21-0CC0
	Yellow ¹⁾	1 NO + 1 NC	B	3SB36 55-0AA31	C	3SB36 55-0AA31-0CC0
	Green ¹⁾	1 NO + 1 NC	B	3SB36 55-0AA41	C	3SB36 55-0AA41-0CC0
	Blue ¹⁾	1 NO + 1 NC	D	3SB36 55-0AA51	C	3SB36 55-0AA51-0CC0
	White	1 NO + 1 NC	B	3SB36 55-0AA61	C	3SB36 55-0AA61-0CC0
	Clear ¹⁾	1 NO + 1 NC	B	3SB36 55-0AA71	C	3SB36 55-0AA71-0CC0

For online configurator see www.siemens.com/sirius/configurators.





¹⁾ Inscription is possible by inserting a label.

3SB3 Pushbuttons and Indicator Lights, 22 mm

Actuators and Indicators, Metal, Round, 22 mm

Complete units

PU (UNIT) = 1
 PS* = 1 unit
 PG = 41J

Rated voltage of lamp	Color of handle	Contacts for front plate mounting	DT	Screw terminals 	DT	Spring-type terminals 	
				Configurator 		Configurator 	
				Order No.	Price per PU	Order No.	Price per PU

V

Pushbuttons



Illuminated pushbutton with flat button

Illuminated pushbuttons with flat button
 with BA 9s lampholder, without lamp
 (incl. holder for 3 elements)

--	Red ¹⁾	1 NC	B	3SB36 07-0AA21	C	3SB36 07-0AA21-0CC0
	Amber ¹⁾	1 NO	D	3SB36 06-0AA01	--	--
	Yellow ¹⁾	1 NO	B	3SB36 06-0AA31	C	3SB36 06-0AA31-0CC0
	Green ¹⁾	1 NO	B	3SB36 06-0AA41	C	3SB36 06-0AA41-0CC0
	Blue ¹⁾	1 NO	B	3SB36 06-0AA51	C	3SB36 06-0AA51-0CC0
	White	1 NO	B	3SB36 06-0AA61	C	3SB36 06-0AA61-0CC0
	Clear ¹⁾	1 NO	B	3SB36 06-0AA71	C	3SB36 06-0AA71-0CC0
	Red ¹⁾	1 NO + 1 NC	B	3SB36 05-0AA21	C	3SB36 05-0AA21-0CC0
	Amber ¹⁾	1 NO + 1 NC	B	3SB36 05-0AA01	--	--
	Yellow ¹⁾	1 NO + 1 NC	B	3SB36 05-0AA31	C	3SB36 05-0AA31-0CC0
	Green ¹⁾	1 NO + 1 NC	B	3SB36 05-0AA41	C	3SB36 05-0AA41-0CC0
	Blue ¹⁾	1 NO + 1 NC	B	3SB36 05-0AA51	C	3SB36 05-0AA51-0CC0
	White	1 NO + 1 NC	B	3SB36 05-0AA61	C	3SB36 05-0AA61-0CC0
	Clear ¹⁾	1 NO + 1 NC	B	3SB36 05-0AA71	C	3SB36 05-0AA71-0CC0



Illuminated pushbutton with flat button

Illuminated pushbuttons with flat, solvent-resistant button²⁾
 with integrated LED (incl. holder for 3 elements)

24 AC/DC	Red ¹⁾	1 NC	B	3SB36 46-0AA21-0PA0	--	--
	Yellow ¹⁾	1 NO	B	3SB36 45-0AA31-0PA0	--	--
	Green ¹⁾	1 NO	B	3SB36 45-0AA41-0PA0	--	--
	Blue ¹⁾	1 NO	B	3SB36 45-0AA51-0PA0	--	--
	White	1 NO	B	3SB36 45-0AA61-0PA0	--	--
	Clear ¹⁾	1 NO	B	3SB36 45-0AA71-0PA0	--	--
	Red ¹⁾	1 NO + 1 NC	B	3SB36 47-0AA21-0PA0	--	--
	Yellow ¹⁾	1 NO + 1 NC	B	3SB36 47-0AA31-0PA0	--	--
	Green ¹⁾	1 NO + 1 NC	B	3SB36 47-0AA41-0PA0	--	--
	Blue ¹⁾	1 NO + 1 NC	B	3SB36 47-0AA51-0PA0	--	--
	White	1 NO + 1 NC	B	3SB36 47-0AA61-0PA0	--	--
	Clear ¹⁾	1 NO + 1 NC	B	3SB36 47-0AA71-0PA0	--	--

Mushroom pushbuttons



Mushroom push-pull button

Mushroom push-pull buttons, Ø 40 mm, latching
 with pull-to-unlatch mechanism

--	Red	1 NC	B	3SB36 03-1CA21	C	3SB36 03-1CA21-0CC0
		1 NO + 1 NC	B	3SB36 01-1CA21	C	3SB36 01-1CA21-0CC0

 For online configurator see www.siemens.com/sirius/configurators.

¹⁾ Inscription is possible by inserting a label.

²⁾ Not suitable for laser inscription.

3SB3 Pushbuttons and Indicator Lights, 22 mm

Actuators and Indicators, Metal, Round, 22 mm

Complete units

PU (UNIT) = 1
 PS* = 1 unit
 PG = 41J

Version	Color of handle/ Lock No.	Contacts for front plate mounting	DT	Screw terminals	DT	Spring-type terminals	
				Configurator		Configurator	
				Order No.	Price per PU	Order No.	Price per PU

Selector switches



Selector switch

Selector switches, 2 switch positions

Switching sequence O-I, 50° operating angle

Latching



Black	1 NO	▶	3SB36 02-2KA11
Standard	1 NO + 1 NC	B	3SB36 01-2KA11
Heavy duty	1 NO	D	3SB36 02-2PA11
	1 NO + 1 NC	D	3SB36 01-2PA11

C

3SB36 02-2KA11-0CC0

C

3SB36 01-2KA11-0CC0

--

--

Selector switches, 3 switch positions

switching sequence I-O-II, 2 x 50° operating angle

Latching



Black	1 NO, 1 NO	▶	3SB36 10-2DA11
	1 NO + 1 NC, 1 NO + 1 NC	▶	3SB36 08-2DA11
Heavy duty	1 NO, 1 NO	D	3SB36 10-2SA11
	1 NO + 1 NC, 1 NO + 1 NC	D	3SB36 08-2SA11

C

3SB36 10-2DA11-0CC0

C

3SB36 08-2DA11-0CC0

--

--

Momentary contact



Black	1 NO, 1 NO	▶	3SB36 10-2EA11
	1 NO + 1 NC, 1 NO + 1 NC	B	3SB36 08-2EA11
Heavy duty	1 NO, 1 NO	D	3SB36 10-2TA11
	1 NO + 1 NC, 1 NO + 1 NC	D	3SB36 08-2TA11

C

3SB36 10-2EA11-0CC0

C

3SB36 08-2EA11-0CC0

--

--

Key-operated switches



RONIS key-operated switch

RONIS key-operated switch, 2 switch positions

with 2 keys, removal position O + I, switching sequence O-I, 50° operating angle

Latching



SB 30	1 NO	▶	3SB36 02-4AD11
	1 NO + 1 NC	B	3SB36 01-4AD11

C

3SB36 02-4AD11-0CC0

C

3SB36 01-4AD11-0CC0

For online configurator see www.siemens.com/sirius/configurators.

3SB3 Pushbuttons and Indicator Lights, 22 mm


Actuators and Indicators, Metal, Round, 22 mm

Complete units

PU (UNIT) = 1
 PS* = 1 unit
 PG = 41J

Color of handle	Contacts for front plate mounting	DT	Screw terminals		DT	Spring-type terminals	
			Configurator			Configurator	
			Order No.	Price per PU		Order No.	Price per PU

EMERGENCY-STOP devices according to ISO 13850, with yellow name plate, Ø 80 mm, with inscription



EMERGENCY-STOP mushroom pushbutton with rotate-to-unlatch mechanism

EMERGENCY-STOP mushroom pushbuttons, Ø 40 mm, with positive latching function, with rotate-to-unlatch mechanism

• German inscription "NOT-HALT"


Red	1 NC		▶	3SB36 03-1HA20	B	3SB36 03-1HA20-0CC0
	1 NC with mounting monitoring		X	3SB36 66-1HA20		--
	1 NO + 1 NC		B	3SB36 01-1HA20	B	3SB36 01-1HA20-0CC0
	1 NC, 1 NC			--	B	3SB36 11-1HA20-0CC0

• English inscription "EMERGENCY STOP"

Red	1 NC		B	3SB36 03-1HR20		--
	1 NC with mounting monitoring		X	3SB36 66-1HR20		--
	1 NO + 1 NC		B	3SB36 01-1HR20		--

• French inscription "ARRET D'URGENCE"

Red	1 NC		B	3SB36 03-1HP20		--
	1 NO + 1 NC		B	3SB36 01-1HP20		--



EMERGENCY-STOP mushroom pushbutton with rotate-to-unlatch mechanism and switch position indication


With rotate-to-unlatch mechanism and mechanical switch position indication

• German inscription "NOT-HALT"

Red	1 NC		▶	3SB36 03-1HA26	B	3SB36 03-1HA26-0CC0
	1 NC with mounting monitoring		X	3SB36 66-1HA26		--
	1 NO + 1 NC		B	3SB36 01-1HA26	B	3SB36 01-1HA26-0CC0

• English inscription "EMERGENCY STOP"

Red	1 NC		B	3SB36 03-1HR26		--
	1 NC with mounting monitoring		X	3SB36 66-1HR26		--
	1 NO + 1 NC		B	3SB36 01-1HR26		--



EMERGENCY-STOP mushroom pushbutton Pull-to-unlatch mechanism

With pull-to-unlatch mechanism, solvent-resistant

• German inscription "NOT-HALT"

Red	1 NC		B	3SB36 03-1TA20	B	3SB36 03-1TA20-0CC0
	1 NO + 1 NC		B	3SB36 01-1TA20	B	3SB36 01-1TA20-0CC0
	1 NC, 1 NC			--	B	3SB36 11-1TA20-0CC0

• English inscription "EMERGENCY STOP"

Red	1 NC		B	3SB36 03-1TR20		--
	1 NO + 1 NC		B	3SB36 01-1TR20		--

• French inscription "ARRET D'URGENCE"

Red	1 NC		B	3SB36 03-1TP20		--
	1 NO + 1 NC		B	3SB36 01-1TP20		--

For online configurator see www.siemens.com/sirius/configurators.

Positive opening according to IEC 60947-5-1, Appendix K. Can be used with 3TK28 safety relays. Certificate:







3SB3 Pushbuttons and Indicator Lights, 22 mm

Actuators and Indicators, Metal, Round, 22 mm

Complete units

PU (UNIT) = 1
 PS* = 1 unit
 PG = 41J

Rated voltage of lamp	Color of lens	DT	Screw terminals 	DT	Spring-type terminals 	
			Configurator 		Configurator 	
			Order No.	Price per PU	Order No.	Price per PU

V

Indicator lights

Indicator lights with lens with concentric rings¹⁾ with integrated LED



Indicator light

Rated voltage of lamp	Color of lens	DT	Screw terminals	DT	Spring-type terminals
24 AC/DC	Red	▶	3SB36 44-6BA20	C	3SB36 44-6BA20-0CC0
	Yellow	B	3SB36 44-6BA30	C	3SB36 44-6BA30-0CC0
	Green	▶	3SB36 44-6BA40	C	3SB36 44-6BA40-0CC0
	Blue	B	3SB36 44-6BA50	C	3SB36 44-6BA50-0CC0
	White	B	3SB36 44-6BA60	C	3SB36 44-6BA60-0CC0
	Clear	▶	3SB36 44-6BA70	C	3SB36 44-6BA70-0CC0
110 AC	Red	B	3SB36 48-6BA20	B	3SB36 48-6BA20-0CC0
	Yellow	B	3SB36 48-6BA30	B	3SB36 48-6BA30-0CC0
	Green	B	3SB36 48-6BA40	B	3SB36 48-6BA40-0CC0
	Blue	B	3SB36 48-6BA50	B	3SB36 48-6BA50-0CC0
	White	B	3SB36 48-6BA60	B	3SB36 48-6BA60-0CC0
	Clear	B	3SB36 48-6BA70	B	3SB36 48-6BA70-0CC0
230 AC	Red	▶	3SB36 52-6BA20	C	3SB36 52-6BA20-0CC0
	Yellow	B	3SB36 52-6BA30	C	3SB36 52-6BA30-0CC0
	Green	▶	3SB36 52-6BA40	C	3SB36 52-6BA40-0CC0
	Blue	B	3SB36 52-6BA50	C	3SB36 52-6BA50-0CC0
	White	B	3SB36 52-6BA60	C	3SB36 52-6BA60-0CC0
	Clear	▶	3SB36 52-6BA70	C	3SB36 52-6BA70-0CC0
With BA 9s lampholder, without lamp	Red	B	3SB36 04-6BA20	C	3SB36 04-6BA20-0CC0
--	Yellow	B	3SB36 04-6BA30	C	3SB36 04-6BA30-0CC0
	Green	B	3SB36 04-6BA40	C	3SB36 04-6BA40-0CC0
	Blue	B	3SB36 04-6BA50	C	3SB36 04-6BA50-0CC0
	White	B	3SB36 04-6BA60	C	3SB36 04-6BA60-0CC0
	Clear	B	3SB36 04-6BA70	C	3SB36 04-6BA70-0CC0

 For online configurator see www.siemens.com/sirius/configurators.








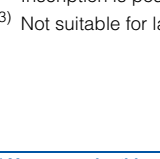
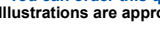
¹⁾ Inscription by inserting a label is not possible.

3SB3 Pushbuttons and Indicator Lights, 22 mm

Actuators and Indicators, Metal, Round, 22 mm

Actuators and indicators

Selection and ordering data

Version	Inscriptions	Color of handle	DT	Configurator	PU (UNIT, SET, M)	PS*	PG	
				Order No.	Price per PU			
Pushbuttons with holder¹⁾								
	Pushbuttons with flat button	Black	▶	3SB35 00-0AA11		1	1 unit 41J	
		Red	▶	3SB35 00-0AA21		1	1 unit 41J	
		Yellow	B	3SB35 00-0AA31		1	1 unit 41J	
		Green	▶	3SB35 00-0AA41		1	1 unit 41J	
		Blue	B	3SB35 00-0AA51		1	1 unit 41J	
		White	▶	3SB35 00-0AA61		1	1 unit 41J	
		Gray	B	3SB35 00-0AB51		1	1 unit 41J	
		Clear ²⁾	B	3SB35 00-0AA71		1	1 unit 41J	
		I	Green	B	3SB35 00-0AA81		1	1 unit 41J
		O	Red	B	3SB35 00-0AB01		1	1 unit 41J
	Pushbuttons with flat solvent-resistant button³⁾	Black	▶	3SB35 00-0AA11		1	1 unit 41J	
		Red	C	3SB35 00-0AA21-0PA0		1	1 unit 41J	
		Yellow	C	3SB35 00-0AA31-0PA0		1	1 unit 41J	
		Green	C	3SB35 00-0AA41-0PA0		1	1 unit 41J	
	Pushbuttons with raised button	Blue	C	3SB35 00-0AA51-0PA0		1	1 unit 41J	
		White	C	3SB35 00-0AA61-0PA0		1	1 unit 41J	
		Black	B	3SB35 00-0BA11		1	1 unit 41J	
		Red	B	3SB35 00-0BA21		1	1 unit 41J	
		Yellow	B	3SB35 00-0BA31		1	1 unit 41J	
	Pushbuttons with raised front ring (height 15.5 mm)	Green	B	3SB35 00-0BA41		1	1 unit 41J	
		Blue	B	3SB35 00-0BA51		1	1 unit 41J	
		White	B	3SB35 00-0BA61		1	1 unit 41J	
		Black	B	3SB35 00-0AA12		1	1 unit 41J	
		Red	B	3SB35 00-0AA22		1	1 unit 41J	
	Illuminated pushbuttons with flat button (incl. holder for 3 elements)	Yellow	B	3SB35 00-0AA32		1	1 unit 41J	
		Green	B	3SB35 00-0AA42		1	1 unit 41J	
		Blue	B	3SB35 00-0AA52		1	1 unit 41J	
		White	B	3SB35 00-0AA62		1	1 unit 41J	
		Amber ²⁾	C	3SB35 01-0AA01		1	1 unit 41J	
		Red ²⁾	▶	3SB35 01-0AA21		1	1 unit 41J	
		Yellow ²⁾	B	3SB35 01-0AA31		1	1 unit 41J	
	Illuminated pushbuttons with flat, solvent-resistant button³⁾ (incl. holder for 3 elements)	Green ²⁾	▶	3SB35 01-0AA41		1	1 unit 41J	
		Blue ²⁾	B	3SB35 01-0AA51		1	1 unit 41J	
		White	B	3SB35 01-0AA61		1	1 unit 41J	
		Clear ²⁾	▶	3SB35 01-0AA71		1	1 unit 41J	
		Red ²⁾	C	3SB35 01-0AA21-0PA0		1	1 unit 41J	
		Yellow ²⁾	C	3SB35 01-0AA31-0PA0		1	1 unit 41J	
		Green ²⁾	C	3SB35 01-0AA41-0PA0		1	1 unit 41J	
	Illuminated pushbuttons with raised button (incl. holder for 3 elements)	Blue ²⁾	C	3SB35 01-0AA51-0PA0		1	1 unit 41J	
		White	C	3SB35 01-0AA61-0PA0		1	1 unit 41J	
		Clear ²⁾	C	3SB35 01-0AA71-0PA0		1	1 unit 41J	
		Amber	D	3SB35 01-0BA01		1	1 unit 41J	
		Red	B	3SB35 01-0BA21		1	1 unit 41J	
		Yellow	B	3SB35 01-0BA31		1	1 unit 41J	
	Pushbuttons with flat button, latching, unlatches by pressing again	Green	B	3SB35 01-0BA41		1	1 unit 41J	
		Blue	B	3SB35 01-0BA51		1	1 unit 41J	
		Clear	B	3SB35 01-0BA71		1	1 unit 41J	
		Black	B	3SB35 00-0DA11		1	1 unit 41J	
		Red	B	3SB35 00-0DA21		1	1 unit 41J	
		Yellow	B	3SB35 00-0DA31		1	1 unit 41J	
		Green	B	3SB35 00-0DA41		1	1 unit 41J	
		Blue	B	3SB35 00-0DA51		1	1 unit 41J	
	Pushbuttons with flat button, latching, unlatches by pressing again (incl. holder for 3 elements)	White	B	3SB35 00-0DA61		1	1 unit 41J	
		Gray	D	3SB35 00-0DB51		1	1 unit 41J	
		Amber ²⁾	D	3SB35 01-0DA01		1	1 unit 41J	
		Red ²⁾	B	3SB35 01-0DA21		1	1 unit 41J	
		Yellow ²⁾	B	3SB35 01-0DA31		1	1 unit 41J	
		Green ²⁾	B	3SB35 01-0DA41		1	1 unit 41J	
		Blue ²⁾	B	3SB35 01-0DA51		1	1 unit 41J	
White	B	3SB35 01-0DA61		1	1 unit 41J			
Clear ²⁾	B	3SB35 01-0DA71		1	1 unit 41J			

⚙ For online configurator see www.siemens.com/sirius/configurators.

¹⁾ Also available without holder. Supplement Order No. with "-Z" and quote order code "B01". Price reduction on request.







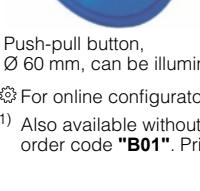

²⁾ Inscription is possible by inserting a label.

³⁾ Not suitable for laser inscription.

3SB3 Pushbuttons and Indicator Lights, 22 mm

Actuators and Indicators, Metal, Round, 22 mm

Actuators and indicators

Version	Color of handle	DT	Configurator	PU (UNIT, SET, M)	PS*	PG
			Order No.	Price per PU		
Mushroom pushbuttons with holder¹⁾						
	Mushroom pushbuttons, Ø 30 mm		Black	B	3SB35 00-1DA11	1 1 unit 41J
			Red	B	3SB35 00-1DA21	1 1 unit 41J
			Yellow	B	3SB35 00-1DA31	1 1 unit 41J
			Green	B	3SB35 00-1DA41	1 1 unit 41J
	Mushroom pushbuttons, Ø 40 mm		Black	B	3SB35 00-1GA11	1 1 unit 41J
			Red	B	3SB35 00-1GA21	1 1 unit 41J
			Yellow	B	3SB35 00-1GA31	1 1 unit 41J
			Green	B	3SB35 00-1GA41	1 1 unit 41J
	Mushroom pushbuttons, Ø 60 mm		Black	B	3SB35 00-1QA11	1 1 unit 41J
			Red	B	3SB35 00-1QA21	1 1 unit 41J
			Yellow	B	3SB35 00-1QA31	1 1 unit 41J
			Green	B	3SB35 00-1QA41	1 1 unit 41J
	Illuminated mushroom pushbuttons, Ø 30 mm (incl. holder for 3 elements)		Amber	B	3SB35 01-1DA01	1 1 unit 41J
			Yellow	B	3SB35 01-1DA31	1 1 unit 41J
			Green	B	3SB35 01-1DA41	1 1 unit 41J
			White	B	3SB35 01-1DA61	1 1 unit 41J
	Illuminated mushroom pushbuttons, Ø 40 mm (incl. holder for 3 elements)		Amber	B	3SB35 01-1GA01	1 1 unit 41J
			Yellow	B	3SB35 01-1GA31	1 1 unit 41J
			Green	B	3SB35 01-1GA41	1 1 unit 41J
			White	B	3SB35 01-1GA61	1 1 unit 41J
	Illuminated mushroom pushbuttons, Ø 60 mm (incl. holder for 3 elements)		Amber	B	3SB35 01-1QA01	1 1 unit 41J
			Yellow	B	3SB35 01-1QA31	1 1 unit 41J
			Green	B	3SB35 01-1QA41	1 1 unit 41J
			White	B	3SB35 01-1QA61	1 1 unit 41J
	Push-pull buttons, Ø 30 mm, latching, pull to unlatch		Black	B	3SB35 00-1EA11	1 1 unit 41J
			Red	B	3SB35 00-1EA21	1 1 unit 41J
	Push-pull buttons, Ø 40 mm, latching, pull to unlatch		Black	B	3SB35 00-1CA11	1 1 unit 41J
			Red	B	3SB35 00-1CA21	1 1 unit 41J
			Yellow	B	3SB35 00-1CA31	1 1 unit 41J
			Green	C	3SB35 00-1CA41	1 1 unit 41J
	Push-pull buttons, Ø 60 mm, latching, pull to unlatch		Black	B	3SB35 00-1RA11	1 1 unit 41J
			Red	B	3SB35 00-1RA21	1 1 unit 41J
	Push-pull buttons, Ø 30 mm, latching, pull to unlatch, can be illuminated (incl. holder for 3 elements)		Amber	C	3SB35 01-1EA01	1 1 unit 41J
			Red	B	3SB35 01-1EA21	1 1 unit 41J
			Yellow	B	3SB35 01-1EA31	1 1 unit 41J
			Green	B	3SB35 01-1EA41	1 1 unit 41J
			Blue	B	3SB35 01-1EA51	1 1 unit 41J
			Clear	B	3SB35 01-1EA71	1 1 unit 41J
	Push-pull buttons, Ø 40 mm, latching, pull to unlatch, can be illuminated (incl. holder for 3 elements)		Amber	C	3SB35 01-1CA01	1 1 unit 41J
			Red	B	3SB35 01-1CA21	1 1 unit 41J
			Yellow	B	3SB35 01-1CA31	1 1 unit 41J
			Green	B	3SB35 01-1CA41	1 1 unit 41J
			Blue	B	3SB35 01-1CA51	1 1 unit 41J
			Clear	B	3SB35 01-1CA71	1 1 unit 41J
	Push-pull buttons, Ø 60 mm, latching, pull to unlatch, can be illuminated (incl. holder for 3 elements)		Amber	C	3SB35 01-1RA01	1 1 unit 41J
			Red	B	3SB35 01-1RA21	1 1 unit 41J
			Yellow	B	3SB35 01-1RA31	1 1 unit 41J
			Green	C	3SB35 01-1RA41	1 1 unit 41J
			Blue	B	3SB35 01-1RA51	1 1 unit 41J
			Clear	D	3SB35 01-1RA71	1 1 unit 41J


For online configurator see www.siemens.com/sirius/configurators.

¹⁾ Also available without holder. Supplement Order No. with "-Z" and quote order code "B01". Price reduction on request.

3SB3 Pushbuttons and Indicator Lights, 22 mm

Actuators and Indicators, Metal, Round, 22 mm

Actuators and indicators

Version	Version Illumination	Color of handle	DT	Configurator		PU (UNIT, SET, M)	PS*	PG
				Order No.	Price per PU			

Selector switches with holders



Selector switch, 2 switch positions, standard version, 90°



Selector switch, 2 switch positions, standard version, 50°



Selector switch, 2 switch positions, heavy-duty version



Selector switch, 2 switch positions, long handle

Selector switches with 2 switch positions

Switching sequence O-I, 90° operating angle, latching



Non-illuminated, standard version¹⁾

Black	▶	3SB35 00-2HA11	1	1 unit	41J
Red	A	3SB35 00-2HA21	1	1 unit	41J
Green	C	3SB35 00-2HA41	1	1 unit	41J
White	B	3SB35 00-2HA61	1	1 unit	41J

Non-illuminated, with solvent-resistant knob¹⁾

Black	B	3SB35 00-2HA11-0PA0	1	1 unit	41J
Red	B	3SB35 00-2HA21-0PA0	1	1 unit	41J
Green	B	3SB35 00-2HA41-0PA0	1	1 unit	41J

Illuminated, standard version¹⁾ (incl. holder for 3 elements)

Amber	C	3SB35 01-2HA01	1	1 unit	41J
Red	C	3SB35 01-2HA21	1	1 unit	41J
Yellow	C	3SB35 01-2HA31	1	1 unit	41J
Green	C	3SB35 01-2HA41	1	1 unit	41J
Blue	C	3SB35 01-2HA51	1	1 unit	41J
Clear	C	3SB35 01-2HA71	1	1 unit	41J

Switching sequence O-I, 50° operating angle, latching



Non-illuminated, standard version¹⁾

Black	▶	3SB35 00-2KA11	1	1 unit	41J
Red	B	3SB35 00-2KA21	1	1 unit	41J
Green	B	3SB35 00-2KA41	1	1 unit	41J
White	B	3SB35 00-2KA61	1	1 unit	41J

Non-illuminated, with solvent-resistant knob¹⁾

Black	D	3SB35 00-2KA11-0PA0	1	1 unit	41J
Red	D	3SB35 00-2KA21-0PA0	1	1 unit	41J
Green	B	3SB35 00-2KA41-0PA0	1	1 unit	41J

Illuminated, standard version¹⁾ (incl. holder for 3 elements)

Amber	D	3SB35 01-2KA01	1	1 unit	41J
Red	D	3SB35 01-2KA21	1	1 unit	41J
Yellow	B	3SB35 01-2KA31	1	1 unit	41J
Green	B	3SB35 01-2KA41	1	1 unit	41J
Blue	B	3SB35 01-2KA51	1	1 unit	41J
Clear	B	3SB35 01-2KA71	1	1 unit	41J

Illuminated, with solvent-resistant knob¹⁾ (incl. holder for 3 elements)

Red	D	3SB35 01-2KA21-0PA0	1	1 unit	41J
Green	D	3SB35 01-2KA41-0PA0	1	1 unit	41J
Blue	D	3SB35 01-2KA51-0PA0	1	1 unit	41J
Clear	D	3SB35 01-2KA71-0PA0	1	1 unit	41J

Non-illuminated, heavy-duty version

Black	C	3SB35 00-2PA11	1	1 unit	41J
Red	D	3SB35 00-2PA21	1	1 unit	41J
Green	D	3SB35 00-2PA41	1	1 unit	41J
White	D	3SB35 00-2PA61	1	1 unit	41J

Illuminated, heavy-duty version (incl. holder for 3 elements)

Amber	D	3SB35 01-2PA01	1	1 unit	41J
Red	D	3SB35 01-2PA21	1	1 unit	41J
Yellow	D	3SB35 01-2PA31	1	1 unit	41J
Green	D	3SB35 01-2PA41	1	1 unit	41J
Blue	D	3SB35 01-2PA51	1	1 unit	41J
Clear	D	3SB35 01-2PA71	1	1 unit	41J

Non-illuminated, long handle

Black	D	3SB35 00-3PA11	1	1 unit	41J
Red	D	3SB35 00-3PA21	1	1 unit	41J
Green	D	3SB35 00-3PA41	1	1 unit	41J
White	D	3SB35 00-3PA61	1	1 unit	41J

Illuminated long handle (incl. holder for 3 elements)

Red	D	3SB35 01-3PA21	1	1 unit	41J
Yellow	D	3SB35 01-3PA31	1	1 unit	41J
Green	D	3SB35 01-3PA41	1	1 unit	41J
Blue	D	3SB35 01-3PA51	1	1 unit	41J
Clear	D	3SB35 01-3PA71	1	1 unit	41J

 For online configurator see www.siemens.com/sirius/configurators.

¹⁾ Also available without holder. Supplement Order No. with "-Z" and quote order code "B01". Price reduction on request.


3SB3 Pushbuttons and Indicator Lights, 22 mm

Actuators and Indicators, Metal, Round, 22 mm

Actuators and indicators

Version	Version Illumination	Color of handle	DT	Configurator	PU (UNIT, SET, M)	PS*	PG
				Order No.	Price per PU		

Selector switches with holders



Selector switch, 2 switch positions, standard version



Selector switch, 2 switch positions, heavy-duty version



Selector switch, 2 switch positions, long handle

Selector switches with 2 switch positions

Switching sequence O-I, 50° operating angle, momentary contact type



Non-illuminated, standard version¹⁾

Black ▶
Red B
Green B
White B

3SB35 00-2LA11
3SB35 00-2LA21
3SB35 00-2LA41
3SB35 00-2LA61

1 1 unit 41J
1 1 unit 41J
1 1 unit 41J
1 1 unit 41J

Non-illuminated, with solvent-resistant knob¹⁾

Black B
Red B
Green B

3SB35 00-2LA11-0PA0
3SB35 00-2LA21-0PA0
3SB35 00-2LA41-0PA0

1 1 unit 41J
1 1 unit 41J
1 1 unit 41J

Illuminated, standard version¹⁾ (incl. holder for 3 elements)

Amber D
Red B
Yellow B
Green B
Blue B
Clear B

3SB35 01-2LA01
3SB35 01-2LA21
3SB35 01-2LA31
3SB35 01-2LA41
3SB35 01-2LA51
3SB35 01-2LA71

1 1 unit 41J
1 1 unit 41J
1 1 unit 41J
1 1 unit 41J
1 1 unit 41J
1 1 unit 41J

Illuminated, with solvent-resistant knob¹⁾ (incl. holder for 3 elements)

Red D
Green D
Blue D
Clear B

3SB35 01-2LA21-0PA0
3SB35 01-2LA41-0PA0
3SB35 01-2LA51-0PA0
3SB35 01-2LA71-0PA0

1 1 unit 41J
1 1 unit 41J
1 1 unit 41J
1 1 unit 41J

Non-illuminated, heavy-duty version

Black D
Red D
Green D
White D

3SB35 00-2QA11
3SB35 00-2QA21
3SB35 00-2QA41
3SB35 00-2QA61

1 1 unit 41J
1 1 unit 41J
1 1 unit 41J
1 1 unit 41J

Illuminated, heavy-duty version (incl. holder for 3 elements)

Amber D
Red D
Yellow D
Green D
Blue D
Clear D

3SB35 01-2QA01
3SB35 01-2QA21
3SB35 01-2QA31
3SB35 01-2QA41
3SB35 01-2QA51
3SB35 01-2QA71

1 1 unit 41J
1 1 unit 41J
1 1 unit 41J
1 1 unit 41J
1 1 unit 41J
1 1 unit 41J

Non-illuminated, long handle

Black D
Red D
Green D

3SB35 00-3QA11
3SB35 00-3QA21
3SB35 00-3QA41

1 1 unit 41J
1 1 unit 41J
1 1 unit 41J

Illuminated long handle (incl. holder for 3 elements)

Red D
Yellow D
Green D
Blue D
Clear D

3SB35 01-3QA21
3SB35 01-3QA31
3SB35 01-3QA41
3SB35 01-3QA51
3SB35 01-3QA71

1 1 unit 41J
1 1 unit 41J
1 1 unit 41J
1 1 unit 41J
1 1 unit 41J







For online configurator see www.siemens.com/sirius/configurators.

¹⁾ Also available without holder. Supplement Order No. with "-Z" and quote order code "B01". Price reduction on request.

3SB3 Pushbuttons and Indicator Lights, 22 mm

Actuators and Indicators, Metal, Round, 22 mm

Actuators and indicators

Version	Version Illumination	Color of handle	DT	Configurator	 PU (UNIT, SET, M)	PS*	PG			
				Order No.	Price per PU					
Selector switches with holders										
Selector switches with 3 switch positions										
 <p>Selector switch, 3 switch positions, standard version</p>  <p>Selector switch, 3 switch positions, heavy-duty version</p>  <p>Selector switch, 3 switch positions, long handle</p>	Switching sequence I-O-II, 2 x 50° operating angle, latching 	Non-illuminated, standard version¹⁾		Black ▶	3SB35 00-2DA11	1	1 unit	41J		
				Red	B	3SB35 00-2DA21	1	1 unit	41J	
				Green	B	3SB35 00-2DA41	1	1 unit	41J	
				White	B	3SB35 00-2DA61	1	1 unit	41J	
				Non-illuminated, with solvent-resistant knob¹⁾		Black	3SB35 00-2DA11-0PA0	1	1 unit	41J
				Red	B	3SB35 00-2DA21-0PA0	1	1 unit	41J	
				Green	B	3SB35 00-2DA41-0PA0	1	1 unit	41J	
				Illuminated, standard version¹⁾ (incl. holder for 3 elements)		Amber	3SB35 01-2DA01	1	1 unit	41J
				Red	B	3SB35 01-2DA21	1	1 unit	41J	
				Yellow	B	3SB35 01-2DA31	1	1 unit	41J	
				Green	B	3SB35 01-2DA41	1	1 unit	41J	
				Blue	B	3SB35 01-2DA51	1	1 unit	41J	
				Clear	B	3SB35 01-2DA71	1	1 unit	41J	
		Illuminated, with solvent-resistant knob¹⁾ (incl. holder for 3 elements)		Red	3SB35 01-2DA21-0PA0	1	1 unit	41J		
		Green	B	3SB35 01-2DA41-0PA0	1	1 unit	41J			
		Blue	B	3SB35 01-2DA51-0PA0	1	1 unit	41J			
		Clear	D	3SB35 01-2DA71-0PA0	1	1 unit	41J			
		Non-illuminated, heavy-duty version		Black	3SB35 00-2SA11	1	1 unit	41J		
		Red	D	3SB35 00-2SA21	1	1 unit	41J			
		Green	D	3SB35 00-2SA41	1	1 unit	41J			
		White	D	3SB35 00-2SA61	1	1 unit	41J			
		Illuminated, heavy-duty version (incl. holder for 3 elements)		Amber	3SB35 01-2SA01	1	1 unit	41J		
		Red	D	3SB35 01-2SA21	1	1 unit	41J			
		Yellow	D	3SB35 01-2SA31	1	1 unit	41J			
		Green	D	3SB35 01-2SA41	1	1 unit	41J			
		Blue	D	3SB35 01-2SA51	1	1 unit	41J			
		Clear	D	3SB35 01-2SA71	1	1 unit	41J			
		Non-illuminated, long handle		Black	3SB35 00-3SA11	1	1 unit	41J		
		Red	D	3SB35 00-3SA21	1	1 unit	41J			
		Green	D	3SB35 00-3SA41	1	1 unit	41J			
		White	D	3SB35 00-3SA61	1	1 unit	41J			
		Illuminated long handle (incl. holder for 3 elements)		Red	3SB35 01-3SA21	1	1 unit	41J		
		Yellow	D	3SB35 01-3SA31	1	1 unit	41J			
		Green	D	3SB35 01-3SA41	1	1 unit	41J			
		Blue	D	3SB35 01-3SA51	1	1 unit	41J			
		Clear	D	3SB35 01-3SA71	1	1 unit	41J			
Switching sequence I-O-II, 2 x 50° operating angle, momentary contact type 	Non-illuminated, standard version¹⁾		Black ▶	3SB35 00-2EA11	1	1 unit	41J			
			Red	B	3SB35 00-2EA21	1	1 unit	41J		
			Green	B	3SB35 00-2EA41	1	1 unit	41J		
			White	B	3SB35 00-2EA61	1	1 unit	41J		
			Non-illuminated, with solvent-resistant knob¹⁾		Black	3SB35 00-2EA11-0PA0	1	1 unit	41J	
			Red	B	3SB35 00-2EA21-0PA0	1	1 unit	41J		
			Green	B	3SB35 00-2EA41-0PA0	1	1 unit	41J		
			Illuminated, standard version¹⁾ (incl. holder for 3 elements)		Amber	3SB35 01-2EA01	1	1 unit	41J	
			Red	B	3SB35 01-2EA21	1	1 unit	41J		
			Yellow	B	3SB35 01-2EA31	1	1 unit	41J		
			Green	B	3SB35 01-2EA41	1	1 unit	41J		
			Blue	B	3SB35 01-2EA51	1	1 unit	41J		
			Clear	B	3SB35 01-2EA71	1	1 unit	41J		
		Illuminated, with solvent-resistant knob¹⁾ (incl. holder for 3 elements)		Red	3SB35 01-2EA21-0PA0	1	1 unit	41J		
		Green	B	3SB35 01-2EA41-0PA0	1	1 unit	41J			
		Blue	B	3SB35 01-2EA51-0PA0	1	1 unit	41J			
		Clear	D	3SB35 01-2EA71-0PA0	1	1 unit	41J			






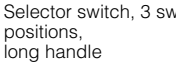



 For online configurator see www.siemens.com/sirius/configurators.

¹⁾ Also available without holder. Supplement Order No. with "-Z" and quote order code "B01". Price reduction on request.

3SB3 Pushbuttons and Indicator Lights, 22 mm

Actuators and Indicators, Metal, Round, 22 mm

Actuators and indicators

Version	Version Illumination	Color of handle	DT	Configurator	PU (UNIT, SET, M)	PS*	PG	
				Order No.	Price per PU			
Selector switches with holders								
Selector switches with 3 switch positions								
 <p>Selector switch, 3 switch positions, standard version</p>	Switching sequence I-O-II, 2 x 50° operating angle, momentary contact type	Non-illuminated, heavy-duty version	Black	C	3SB35 00-2TA11	1	1 unit	41J
			Red	D	3SB35 00-2TA21	1	1 unit	41J
			Green	D	3SB35 00-2TA41	1	1 unit	41J
			White	D	3SB35 00-2TA61	1	1 unit	41J
		Illuminated, heavy-duty version (incl. holder for 3 elements)	Amber	D	3SB35 01-2TA01	1	1 unit	41J
			Red	D	3SB35 01-2TA21	1	1 unit	41J
			Yellow	D	3SB35 01-2TA31	1	1 unit	41J
			Green	D	3SB35 01-2TA41	1	1 unit	41J
			Blue	D	3SB35 01-2TA51	1	1 unit	41J
		Non-illuminated, long handle	Black	D	3SB35 00-3TA11	1	1 unit	41J
			Red	D	3SB35 00-3TA21	1	1 unit	41J
			Green	D	3SB35 00-3TA41	1	1 unit	41J
			White	D	3SB35 00-3TA61	1	1 unit	41J
 <p>Selector switch, 3 switch positions, heavy-duty version</p>	Illuminated long handle (incl. holder for 3 elements)	Red	D	3SB35 01-3TA21	1	1 unit	41J	
		Yellow	D	3SB35 01-3TA31	1	1 unit	41J	
		Green	D	3SB35 01-3TA41	1	1 unit	41J	
		Blue	D	3SB35 01-3TA51	1	1 unit	41J	
		Clear	D	3SB35 01-3TA71	1	1 unit	41J	
 <p>Selector switch, 3 switch positions, long handle</p>	Switching sequence I-O-II, 2 x 50° operating angle, momentary contact type to the left, latching to the right	Non-illuminated, standard version¹⁾	Black	B	3SB35 00-2GA11	1	1 unit	41J
			Red	B	3SB35 00-2GA21	1	1 unit	41J
			Green	B	3SB35 00-2GA41	1	1 unit	41J
			White	B	3SB35 00-2GA61	1	1 unit	41J
		Illuminated, standard version¹⁾ (incl. holder for 3 elements)	Amber	D	3SB35 01-2GA01	1	1 unit	41J
			Red	D	3SB35 01-2GA21	1	1 unit	41J
			Yellow	D	3SB35 01-2GA31	1	1 unit	41J
			Green	B	3SB35 01-2GA41	1	1 unit	41J
			Blue	D	3SB35 01-2GA51	1	1 unit	41J
		Non-illuminated, heavy-duty version	Black	D	3SB35 00-2VA11	1	1 unit	41J
			Red	D	3SB35 00-2VA21	1	1 unit	41J
			Green	D	3SB35 00-2VA41	1	1 unit	41J
			White	D	3SB35 00-2VA61	1	1 unit	41J
	Illuminated, heavy-duty version	Amber	D	3SB35 01-2VA01	1	1 unit	41J	
		Red	D	3SB35 01-2VA21	1	1 unit	41J	
		Yellow	D	3SB35 01-2VA31	1	1 unit	41J	
		Green	D	3SB35 01-2VA41	1	1 unit	41J	
		Blue	D	3SB35 01-2VA51	1	1 unit	41J	
	Non-illuminated, long handle	Black	D	3SB35 00-3VA11	1	1 unit	41J	
		Red	D	3SB35 00-3VA21	1	1 unit	41J	
		Green	D	3SB35 00-3VA41	1	1 unit	41J	
		White	D	3SB35 00-3VA61	1	1 unit	41J	
	Switching sequence I-O-II, 2 x 50° operating angle, latching to the left, momentary contact type to the right	Non-illuminated, standard version¹⁾	Black	B	3SB35 00-2FA11	1	1 unit	41J
			Red	D	3SB35 00-2FA21	1	1 unit	41J
			Green	B	3SB35 00-2FA41	1	1 unit	41J
			White	B	3SB35 00-2FA61	1	1 unit	41J
		Illuminated, standard version¹⁾ (incl. holder for 3 elements)	Amber	D	3SB35 01-2FA01	1	1 unit	41J
			Red	D	3SB35 01-2FA21	1	1 unit	41J
			Yellow	D	3SB35 01-2FA31	1	1 unit	41J
			Green	B	3SB35 01-2FA41	1	1 unit	41J
			Blue	D	3SB35 01-2FA51	1	1 unit	41J
		Non-illuminated, heavy-duty version	Black	D	3SB35 00-2UA11	1	1 unit	41J
			Red	D	3SB35 00-2UA21	1	1 unit	41J
			Green	D	3SB35 00-2UA41	1	1 unit	41J
			White	D	3SB35 00-2UA61	1	1 unit	41J
	Illuminated, heavy-duty version	Amber	D	3SB35 01-2UA01	1	1 unit	41J	
		Red	D	3SB35 01-2UA21	1	1 unit	41J	
		Yellow	D	3SB35 01-2UA31	1	1 unit	41J	
		Green	D	3SB35 01-2UA41	1	1 unit	41J	
		Blue	D	3SB35 01-2UA51	1	1 unit	41J	
	Non-illuminated, long handle	Black	D	3SB35 00-3UA11	1	1 unit	41J	
		Red	D	3SB35 00-3UA21	1	1 unit	41J	
		Green	D	3SB35 00-3UA41	1	1 unit	41J	
		White	D	3SB35 00-3UA61	1	1 unit	41J	

For online configurator see www.siemens.com/sirius/configurators.

¹⁾ Also available without holder. Supplement Order No. with "-Z" and quote order code "B01". Price reduction on request.






3SB3 Pushbuttons and Indicator Lights, 22 mm

Actuators and Indicators, Metal, Round, 22 mm

Actuators and indicators

Version	Lock version		DT	Configurator	PU (UNIT, SET, M)	PS*	PG
	Type	Lock No./ color					

Key-operated switches with holder¹⁾

		Key-operated switches with 2 keys, 2 switch positions										
 <p>RONIS key-operated switch</p>	Switching sequence O-I, 50° operating angle, latching	RONIS	SB 30	O+I	▶	3SB35 00-4AD11	1	1 unit	41J			
				O	▶	3SB35 00-4AD01	1	1 unit	41J			
				I	▶	3SB35 00-4AD21	1	1 unit	41J			
	 <p>CES key-operated switch</p>	CES	SSG 10	O+I	▶	3SB35 00-4LD11	1	1 unit	41J			
				O	▶	3SB35 00-4LD01	1	1 unit	41J			
				I	▶	3SB35 00-4LD21	1	1 unit	41J			
		 <p>BKS key-operated switch</p>	BKS	S1	O+I	B	3SB35 00-5AD11	1	1 unit	41J		
					O	B	3SB35 00-5AD01	1	1 unit	41J		
					O	B	3SB35 00-5AE11	1	1 unit	41J		
	 <p>O.M.R. key-operated switch</p>	Switching sequence O-I, 50° operating angle, momentary contact type	RONIS	SB 30	O	▶	3SB35 00-4BD01	1	1 unit	41J		
					CES	SSG 10	O	▶	3SB35 00-4MD01	1	1 unit	41J
							LSG 1	O	B	3SB35 00-4MF11	1	1 unit
BKS		S1	O	B				3SB35 00-5BD01	1	1 unit	41J	
			O.M.R. ³⁾	73038	Light blue	O	B	3SB35 00-3BG01	1	1 unit	41J	
						73037	Red	O	B	3SB35 00-3BH01	1	1 unit
73034		Black						O+I	B	3SB35 00-3AJ11	1	1 unit
			O	B	3SB35 00-3AJ01	1	1 unit	41J				
			I	B	3SB35 00-3AJ21	1	1 unit	41J				
 <p>BKS key-operated switch</p>		73033	Yellow	O+I	B	3SB35 00-3AK11	1	1 unit	41J			
				O	B	3SB35 00-3AK01	1	1 unit	41J			
				I	B	3SB35 00-3AK21	1	1 unit	41J			

For online configurator see www.siemens.com/sirius/configurators.

For BKS and CES special locks see page 13/68.

¹⁾ Also available without holder. Supplement Order No. with "-Z" and quote order code "B01". Price reduction on request.

²⁾ Keys are not included in scope of supply.

³⁾ According to FIAT standards; also available for other users.

3SB3 Pushbuttons and Indicator Lights, 22 mm





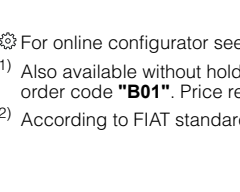

Actuators and Indicators, Metal, Round, 22 mm

Actuators and indicators

Version	Lock version			DT	Configurator	PU (UNIT, SET, M)	PS*	PG
	Type	Lock No./ color	Key removal position					
					Order No.	Price per PU		

Key-operated switches with holder¹⁾

Key-operated switches with 2 keys, 3 switch positions

	Switching sequence I-O-II, 2 x 50° operating angle, latching	RONIS	SB 30	I+O+II	B	3SB35 00-4DD11	1	1 unit	41J			
				O	B	3SB35 00-4DD01	1	1 unit	41J			
				I+II	B	3SB35 00-4DD41	1	1 unit	41J			
				I	B	3SB35 00-4DD21	1	1 unit	41J			
				II	B	3SB35 00-4DD31	1	1 unit	41J			
				O+I	B	3SB35 00-4DD51	1	1 unit	41J			
	Switching sequence I-O-II, 2 x 50° operating angle, momentary contact type	CES	SSG 10	O+I+II	B	3SB35 00-4PD11	1	1 unit	41J			
				O	B	3SB35 00-4PD01	1	1 unit	41J			
				I+II	B	3SB35 00-4PD41	1	1 unit	41J			
				I	B	3SB35 00-4PD21	1	1 unit	41J			
				II	B	3SB35 00-4PD31	1	1 unit	41J			
				O	C	3SB35 00-5DD01	1	1 unit	41J			
	Switching sequence I-O-II, 2 x 50° operating angle, momentary contact type to the left, latching to the right	BKS	S1	O	C	3SB35 00-5DD01	1	1 unit	41J			
				I+II	C	3SB35 00-5DD41	1	1 unit	41J			
				O.M.R. ²⁾	73038 Light blue	I+O+II	B	3SB35 00-3DG11	1	1 unit	41J	
						73037 Red	I+O+II	B	3SB35 00-3DH11	1	1 unit	41J
							O	B	3SB35 00-3DJ11	1	1 unit	41J
					Switching sequence I-O-II, 2 x 50° operating angle, momentary contact type to the right	RONIS	SB 30	O	B	3SB35 00-4ED01	1	1 unit
CES	SSG 10	O	B					3SB35 00-4QD01	1	1 unit	41J	
		O	B					3SB35 00-5ED01	1	1 unit	41J	
		O	B					3SB35 00-4SD01	1	1 unit	41J	
BKS	S1	O	B					3SB35 00-3EJ01	1	1 unit	41J	
		O + II	B					3SB35 00-4GD61	1	1 unit	41J	
		O	B	3SB35 00-4GD01	1	1 unit	41J					
	Switching sequence I-O-II, 2 x 50° operating angle, momentary contact type to the right	CES	SSG 10	O + II	B	3SB35 00-4SD61	1	1 unit	41J			
				O	B	3SB35 00-4SD01	1	1 unit	41J			
				II	B	3SB35 00-4SD31	1	1 unit	41J			
				BKS	S1	O + II	C	3SB35 00-5GD61	1	1 unit	41J	
						O	C	3SB35 00-5GD01	1	1 unit	41J	
						II	C	3SB35 00-3GK31	1	1 unit	41J	
	Switching sequence I-O-II, 2 x 50° operating angle, momentary contact type to the right	RONIS	SB 30	O+I	B	3SB35 00-4FD51	1	1 unit	41J			
				CES	SSG 10	O+I	B	3SB35 00-4RD51	1	1 unit	41J	
						O	B	3SB35 00-4RD01	1	1 unit	41J	
						I	B	3SB35 00-4RD21	1	1 unit	41J	
				BKS	S1	O+I	C	3SB35 00-5FD51	1	1 unit	41J	
						O	B	3SB35 00-5FD01	1	1 unit	41J	
I	B	3SB35 00-5FD21	1			1 unit	41J					

For online configurator see www.siemens.com/sirius/configurators.

¹⁾ Also available without holder. Supplement Order No. with "-Z" and quote order code "B01". Price reduction on request.


²⁾ According to FIAT standards; also available for other users.

For BKS and CES special locks see page 13/68.



















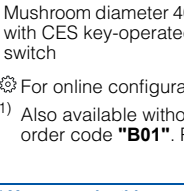


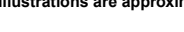


3SB3 Pushbuttons and Indicator Lights, 22 mm

Actuators and Indicators, Metal, Round, 22 mm

Actuators and indicators

Version	Color of handle	Approval	DT	Configurator		PU (UNIT, SET, M)	PS*	PG
				Order No.	Price per PU			

EMERGENCY-STOP devices according to ISO 13850 and IEC 60947-5-5, with holder¹⁾²⁾. Can also be used with 3TK28 safety relays.

 Mushroom diameter 32 mm	EMERGENCY-STOP mushroom pushbuttons, Ø 32 mm , with positive latching according to ISO 13850, with rotate-to-unlatch mechanism <ul style="list-style-type: none"> • Standard version • Solvent-resistant 		B	3SB35 00-1FA20		1	1 unit	41J
				3SB35 00-1FA20-0PA0		1	1 unit	41J
 Mushroom diameter 40 mm, with rotate-to-unlatch mechanism, with switch position indication	EMERGENCY-STOP mushroom pushbuttons, Ø 40 mm , with positive latching according to ISO 13850, with rotate-to-unlatch mechanism <ul style="list-style-type: none"> • Without switch position indicator • Without switch position indicator, solvent-resistant • With mechanical switch position indication 		Red	3SB35 00-1HA20		1	1 unit	41J
				3SB35 00-1HA20-0PA0		1	1 unit	41J
				3SB35 00-1HA26		1	1 unit	41J
 Mushroom diameter 40 mm, pull-to-unlatch mechanism	EMERGENCY-STOP mushroom pushbuttons, Ø 40 mm , with positive latching according to ISO 13850, with pull-to-unlatch mechanism		Red	3SB35 00-1TA20		1	1 unit	41J
 Mushroom diameter 60 mm	EMERGENCY-STOP mushroom pushbuttons, Ø 60 mm , with positive latching according to ISO 13850, with rotate-to-unlatch mechanism		Red	3SB35 00-1AA20		1	1 unit	41J
 Mushroom diameter 40 mm, with RONIS key-operated switch	EMERGENCY-STOP mushroom pushbuttons, Ø 40 mm, with RONIS key-operated switch (with 2 keys), lock No. SB 30, with positive latching according to ISO 13850, unlocking only possible using key		Red	3SB35 00-1BA20		1	1 unit	41J
				3SB35 00-1KA20		1	1 unit	41J
 Mushroom diameter 40 mm, with CES key-operated switch	EMERGENCY-STOP mushroom pushbuttons, Ø 40 mm, with CES key-operated switch , (with 2 keys), lock No. SSG 10, with positive latching according to ISO 13850, unlocking only possible using key		Red	3SB35 00-1LA20		1	1 unit	41J
				3SB35 00-1MA20		1	1 unit	41J
 Mushroom diameter 40 mm, with BKS key-operated switch	EMERGENCY-STOP mushroom pushbuttons, Ø 40 mm, with BKS key-operated switch , (with 2 keys), lock No. S1, with positive latching according to ISO 13850, unlocking only possible using key		Red	3SB35 00-1LA20		1	1 unit	41J
				3SB35 00-1MA20		1	1 unit	41J
 Mushroom diameter 40 mm, with O.M.R. key-operated switch	EMERGENCY-STOP mushroom pushbuttons, Ø 40 mm, with O.M.R. key-operated switch (with 2 keys), lock No. 73037, with positive latching according to ISO 13850, unlocking only using key		Red	3SB35 00-1LA20		1	1 unit	41J
				3SB35 00-1MA20		1	1 unit	41J

¹⁾ For online configurator see www.siemens.com/sirius/configurators.

²⁾ Also available without holder. Supplement Order No. with "-Z" and quote order code "B01". Price reduction on request.


²⁾ Yellow backing plates must be ordered separately; see "Accessories" on page 13/83.

For BKS and CES special locks see page 13/68.

3SB3 Pushbuttons and Indicator Lights, 22 mm

Actuators and Indicators, Metal, Round, 22 mm

Actuators and indicators

Version	Color of lens	DT	Configurator	PU (UNIT, SET, M)	PS*	PG		
			Order No.	Price per PU				
Signaling elements with holder¹⁾								
 <p>Indicator light with smooth lens</p>	Indicator lights with lens with concentric rings²⁾		Amber	B	3SB35 01-6BA00	1	1 unit	41J
			Red	▶	3SB35 01-6BA20	1	1 unit	41J
			Yellow	B	3SB35 01-6BA30	1	1 unit	41J
			Green	▶	3SB35 01-6BA40	1	1 unit	41J
			Blue	B	3SB35 01-6BA50	1	1 unit	41J
			White	B	3SB35 01-6BA60	1	1 unit	41J
			Clear	▶	3SB35 01-6BA70	1	1 unit	41J
	Indicator lights with smooth lens²⁾		Amber	B	3SB35 01-6AA00	1	1 unit	41J
			Red	B	3SB35 01-6AA20	1	1 unit	41J
			Yellow	B	3SB35 01-6AA30	1	1 unit	41J
			Green	B	3SB35 01-6AA40	1	1 unit	41J
			Blue	B	3SB35 01-6AA50	1	1 unit	41J
			White	▶	3SB35 01-6AA60	1	1 unit	41J
		Clear	B	3SB35 01-6AA70	1	1 unit	41J	
Indicator lights with smooth solvent-resistant lens²⁾³⁾		Red	C	3SB35 01-6AA20-0PA0	1	1 unit	41J	
		Yellow	C	3SB35 01-6AA30-0PA0	1	1 unit	41J	
		Green	C	3SB35 01-6AA40-0PA0	1	1 unit	41J	
		Blue	C	3SB35 01-6AA50-0PA0	1	1 unit	41J	
		White	C	3SB35 01-6AA60-0PA0	1	1 unit	41J	
		Clear	C	3SB35 01-6AA70-0PA0	1	1 unit	41J	

⚙️ For online configurator see www.siemens.com/sirius/configurators.

¹⁾ Also available without holder. Supplement Order No. with "-Z" and quote order code "B01". Price reduction on request.

²⁾ Inscription by inserting a label is not possible.

³⁾ Not suitable for laser inscription.

3SB3 Pushbuttons and Indicator Lights, 22 mm

Components for Actuators and Indicators

Contact blocks and lampholders

Selection and ordering data

Version	Diagram	Operating travel Contact closed Contact open	DT	Screw terminals	PU (UNIT, SET, M)	PS*	PG	
				Order No.	Price per PU			
Contact blocks for front plate mounting								
Contact blocks with one contact								
 3SB34 00-0B	• Mounting depth: 50 mm 1 NO 1 NO with gold-plated contacts			▶ 3SB34 00-0B C 3SB34 00-0BA	1	1 unit	41J	
	 3SB34 00-0C	1 NC 1 NC with gold-plated contacts			▶ 3SB34 00-0C C 3SB34 00-0CA	1	1 unit	41J
		1 NC with mounting monitoring contact ¹⁾ • Mounting depth: 63 mm			▶ 3SB34 00-0M B	1	1 unit	41J
Contact block with 2 contacts								
Mounting depth 63 mm (including unit labeling plate)								
 3SB34 00-0A	1 NO + 1 NC 1 NO + 1 NC with gold-plated contacts			▶ 3SB34 00-0A B 3SB34 00-0AA	1	1 unit	41J	
	1 NO + 1 NC with dust protection ²⁾ 1 NO leading + 1 NC lagging 1 NO leading + 1 NC lagging with gold-plated contacts			▶ 3SB34 00-0H D 3SB34 00-0HA	1	1 unit	41J	
 3SB34 00-0D	2 NO 2 NO with gold-plated contacts 2 NO with dust protection ²⁾			▶ 3SB34 00-0D B 3SB34 00-0DA	1	1 unit	41J	
	2 NC 2 NC with gold-plated contacts 2 NC with dust protection ²⁾			▶ 3SB34 00-0E B 3SB34 00-0EA	1	1 unit	41J	
				▶ 3SB34 00-0Q C	1	1 unit	41J	
 3SB34 00-2A	Blocks with 2 diodes type 1N 4007 Mounting depth: 63 mm $U_{RMS} = \max. 250 V$ $I_{FAV} = 0.8 A$ at $T_u = 60 ^\circ C$			▶ 3SB34 00-2A B	1	1 unit	41J	

⊕ Positive opening according to IEC 60947-5-1, Appendix K.


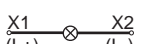


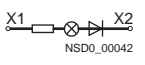

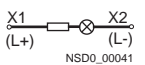

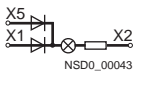

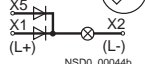



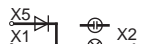
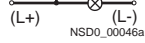
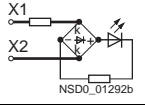
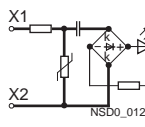
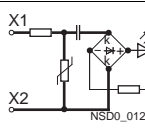



¹⁾ The NC contact opens automatically upon disconnection of the actuator. On delivery, the contact is open (= safe state). Activation (= NC contacts on the non-actuated control device are closed) takes place upon first-time actuation after the contact block is snapped onto the actuator. Not suitable for mounting in 3SB38 enclosures.

²⁾ With 3SB30 01-0CH dust protection shield

3SB3 Pushbuttons and Indicator Lights, 22 mm

Components for Actuators and Indicators

Contact blocks and lampholders

Version	Diagram	Rated voltage	DT	Screw terminals	PU (UNIT, SET, M)	PS*	PG	
				Order No.				Price per PU
Contact blocks for front plate mounting								
 3SB34 00-1A	BA 9s lampholders , mounting depth 50 mm							
	Without lamp		Acc. to lamp	▶ 3SB34 00-1A	1	1 unit	41J	
	With 24 V incandescent lamp (3SX1 344)		24 AC/DC	B	3SB34 00-1D	1	1 unit	41J
 3SB34 00-1C	BA 9s lampholders , mounting depth 50 mm							
	With integrated voltage reducer and with 130 V lamp (3SX1 731) ¹⁾		230 / 240 AC	B	3SB34 00-1C	1	1 unit	41J
 3SB34 00-1B	BA 9s lampholders , mounting depth 50 mm							
	With built-in resistor for longer endurance and with 130 V lamp (3SX1 731) ¹⁾		110/130 AC/DC	B	3SB34 00-1B	1	1 unit	41J
	BA 9s lampholders with separate lamp test function ²⁾³⁾							
 3SB34 00-1F	With integrated voltage reducer and with 130 V lamp (3SX1 731) ¹⁾		230 / 240 AC	B	3SB34 00-1F	1	1 unit	41J
	Without lamp		Acc. to lamp	B	3SB34 00-1G	1	1 unit	41J
	For incandescent lamp, max. 2.6 W; for LED lamp, 24/48/230 V AC/DC ⁴⁾							
	Without lamp		Acc. to lamp	B	3SB34 00-1L	1	1 unit	41J
	For incandescent lamp, max. 2.6 W; for LED lamp, AC or DC ⁵⁾							
 3SB34 00-1H	Without lamp		Acc. to lamp	B	3SB34 00-1H	1	1 unit	41J
	For incandescent lamp, max. 2.6 W; for glow lamp, AC							
	Lampholders with integrated LED Mounting depth: 50 mm							
	Yellow Red Green Blue White		24 AC/DC	B	3SB34 00-1PA 3SB34 00-1PB 3SB34 00-1PC 3SB34 00-1PD 3SB34 00-1PE	1 1 1 1 1	1 unit 1 unit 1 unit 1 unit 1 unit	41J 41J 41J 41J 41J
	Yellow Red Green Blue White		110 AC	B	3SB34 00-1QA 3SB34 00-1QB 3SB34 00-1QC 3SB34 00-1QD 3SB34 00-1QE	1 1 1 1 1	1 unit 1 unit 1 unit 1 unit 1 unit	41J 41J 41J 41J 41J
Yellow Red Green Blue White		230 AC	B	3SB34 00-1RA 3SB34 00-1RB 3SB34 00-1RC 3SB34 00-1RD 3SB34 00-1RE	1 1 1 1 1	1 unit 1 unit 1 unit 1 unit 1 unit	41J 41J 41J 41J 41J	
 3SB34 00-3.	Transformers							
	For snapping onto 3SB34 00-1A lampholder		127 / 24 240 / 24 260 / 24 400 / 24	B B D B	3SB34 00-3A 3SB34 00-3C 3SB34 00-3E 3SB34 00-3F	1 1 1 1	1 unit 1 unit 1 unit 1 unit	41J 41J 41J 41J
	For incandescent lamp AC, max. 2 W		127 / 6 240 / 6 400 / 6 480 / 6 600 / 6	B B B B D	3SB34 00-3M 3SB34 00-3P 3SB34 00-3S 3SB34 00-3U 3SB34 00-3W	1 1 1 1 1	1 unit 1 unit 1 unit 1 unit 1 unit	41J 41J 41J 41J 41J
	Mounting depth: 97 mm							

¹⁾ Use these lamps only.

²⁾ The lampholder with separate lamp test function can not be installed in an enclosure.

³⁾ For circuit examples see Reference manual "Commanding and Signaling Devices".




⁴⁾ Not suitable for LEDs which are suitable only for AC or DC.

⁵⁾ Not suitable for LED for 24/48/230 V AC/DC.
For connecting to DC, X5 must be connected to L-.



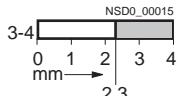


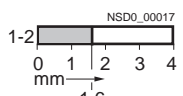

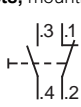
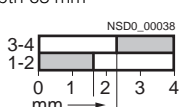


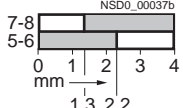

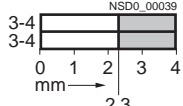


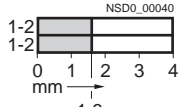

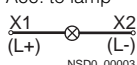
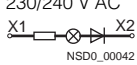

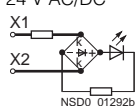

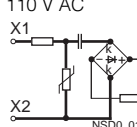

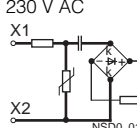
3SB3 Pushbuttons and Indicator Lights, 22 mm

Components for Actuators and Indicators

Contact blocks and lampholders

Version	Rated voltage of lamp/ Diagram	Operating travel/color  Contact closed  Contact open	DT	Spring-type terminals 	PU (UNIT, SET, M)	PS*	PG
	V			Order No.	Price per PU		

Contact blocks for front plate mounting

 3SB34 03-0B	Contact blocks with one contact , mounting depth 50 mm								
	1 NO			B	3SB34 03-0B	1	1 unit	41J	
	1 NO with gold-plated contacts			B	3SB34 03-0BA	1	1 unit	41J	
 3SB34 03-0C	1 NC				B	3SB34 03-0C	1	1 unit	41J
	1 NC with gold-plated contacts			B	3SB34 03-0CA	1	1 unit	41J	
	1 NC with mounting monitoring contact ¹⁾			B	3SB34 03-0M	1	1 unit	41J	
		• Mounting depth: 63 mm							
Contact blocks with 2 contacts , mounting depth 63 mm									
 3SB34 03-0A	1 NO + 1 NC			B	3SB34 03-0A	1	1 unit	41J	
	1 NO + 1 NC with gold-plated contacts			B	3SB34 03-0AA	1	1 unit	41J	
 3SB34 03-0A	1 NO leading + 1 NC lagging			B	3SB34 03-0H	1	1 unit	41J	
	1 NO leading + 1 NC lagging with gold-plated contacts			B	3SB34 03-0HA	1	1 unit	41J	
	2 NO			B	3SB34 03-0D	1	1 unit	41J	
	2 NO with gold-plated contacts			D	3SB34 03-0DA	1	1 unit	41J	
 3SB34 03-0E	2 NC			B	3SB34 03-0E	1	1 unit	41J	
	2 NC with gold-plated contacts			D	3SB34 03-0EA	1	1 unit	41J	
BA 9s lampholders , mounting depth 50 mm									
 3SB34 03-1C	Without lamp ²⁾	Acc. to lamp 		B	3SB34 03-1A	1	1 unit	41J	
	With integrated voltage reducer and with 130 V lamp (3SX1 731) ²⁾³⁾	230/240 V AC 		B	3SB34 03-1C	1	1 unit	41J	
 3SB3403-1PA	Lampholders with integrated LED								
	24 V AC/DC	 X1 X2	Yellow Red Green Blue White	B	3SB34 03-1PA	1	1 unit	41J	
				B	3SB34 03-1PB	1	1 unit	41J	
				B	3SB34 03-1PC	1	1 unit	41J	
				B	3SB34 03-1PD	1	1 unit	41J	
				B	3SB34 03-1PE	1	1 unit	41J	
 3SB3403-1QA	110 V AC	 X1 X2	Yellow Red Green Blue White	B	3SB34 03-1QA	1	1 unit	41J	
				B	3SB34 03-1QB	1	1 unit	41J	
				B	3SB34 03-1QC	1	1 unit	41J	
				B	3SB34 03-1QD	1	1 unit	41J	
				B	3SB34 03-1QE	1	1 unit	41J	
 3SB3403-1RA	230 V AC	 X1 X2	Yellow Red Green Blue White	B	3SB34 03-1RA	1	1 unit	41J	
				B	3SB34 03-1RB	1	1 unit	41J	
				B	3SB34 03-1RC	1	1 unit	41J	
				B	3SB34 03-1RD	1	1 unit	41J	
				B	3SB34 03-1RE	1	1 unit	41J	

⊕ Positive opening according to IEC 60947-5-1, Appendix K.

¹⁾ The NC contact opens automatically upon disconnection of the actuator. On delivery, the contact is open (= safe state). For more explanations see footnote, page 13/63. Not suitable for mounting in 3SB38 enclosures.



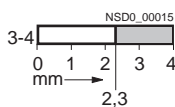

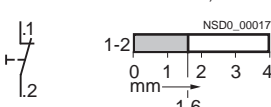

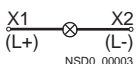
²⁾ Not suitable for square command devices.

³⁾ Use these lamps only.




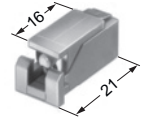
3SB3 Pushbuttons and Indicator Lights, 22 mm

Components for Actuators and Indicators

Contact blocks and lampholders

Version	Diagram	Operating travel <input type="checkbox"/> Contact closed <input type="checkbox"/> Contact open	DT	Solder pin connections	PU (UNIT, SET, M)	PS*	PG	
				Order No.	Price per PU			
Contact blocks for use on printed circuit boards								
	Contact blocks with one contact Mounting depth 44 mm							
	1 NO			B	3SB34 11-0B	1	1 unit	41J
3SB34 11-0B	1 NC			B	3SB34 11-0C	1	1 unit	41J
	Wedge base lampholders W2 x 4.6 d Mounting depth: 44 mm Without lamp							
3SB34 11-1A				B	3SB34 11-1A	1	1 unit	41J

⊕ Positive opening according to IEC 60947-5-1, Appendix K.

Version	DT	Order No.	Price per PU	PU (UNIT, SET, M)	PS*	PG
Holders for 3 contact blocks, for front panel mounting						
		3SB39 01-0AB		100	20 units	41J
Holders for pushbuttons and switches¹⁾ for snapping on 3 blocks (for illuminated pushbuttons and illuminated selector switches the holder is included in the scope of supply)						
3SB39 01-0AB		3SB39 01-0AC		100	10 units	41J
		3SB39 01-0AC		100	10 units	41J
Holders for selector switches, key-operated switches and twin pushbuttons With pressure plate for actuating the central contact block of 3 contact blocks						
3SB39 01-0AC		3SB39 01-0AW		100	10 units	41J
		3SB39 01-0AW		100	10 units	41J
Pressure plates for use on printed circuit boards						
3SB39 01-0AW		3SB39 01-0AA		100	10 units	41J
		3SB39 01-0AA		100	10 units	41J
Accessories for printed circuit boards						
3SB39 01-0AA		3SB39 01-0AA		100	10 units	41J
Holders for printed circuit boards for mounting the command devices on the printed circuit board (screw is included in the scope of supply)						

¹⁾ Holder also for mushroom pushbutton and push-pull button.

3SB3 Pushbuttons and Indicator Lights, 22 mm

Components for Actuators and Indicators

AS-Interface F adapters
for EMERGENCY-STOP devices

Overview



EMERGENCY-STOP mushroom pushbutton with F adapter for bus connection


The AS-Interface F adapter is used to connect an EMERGENCY-STOP device according to ISO 13850 from the 3SB3 series to the AS-Interface bus system. The F adapter is suitable for control devices with mounting on front plates.

The F adapter has a safe AS-Interface 2I slave and is snapped from behind onto the EMERGENCY-STOP mushroom pushbutton. In the 2I/1O expanded version, an output is also available for actuating an indicator light with LED.

Depending on the version, screw terminals or spring-type terminals or the insulation piercing method are used for connecting to the AS-Interface bus cable. Addressing is performed using the AS-Interface connection or the integrated addressing socket.

Safety category 4 (SIL 3) is achieved with the adapter.

Selection and ordering data

Version	DT	Screw terminals	PU (UNIT, SET, M)	PS*	PG
		Order No.	Price per PU		
 <p>AS-Interface F adapter for 3SB3 EMERGENCY-STOP mushroom pushbuttons For mounting on front plates</p> <ul style="list-style-type: none"> • 2I • 2I/1O, with output for LED control 					
		<ul style="list-style-type: none"> ▶ 3SF5 402-1AA03 ▶ 3SF5 402-1AB03 		<ul style="list-style-type: none"> 1 1 unit 1 1 unit 	<ul style="list-style-type: none"> 42A 42A
		Order No.	Price per PU		
 <p>AS-Interface F adapter for 3SB3 EMERGENCY-STOP mushroom pushbuttons For mounting on front plates</p> <ul style="list-style-type: none"> • 2I • 2I/1O, with output for LED control 					
		<ul style="list-style-type: none"> ▶ 3SF5 402-1AA04 ▶ 3SF5 402-1AB04 		<ul style="list-style-type: none"> 1 1 unit 1 1 unit 	<ul style="list-style-type: none"> 42A 42A
		Order No.	Price per PU		
 <p>AS-Interface F adapter for 3SB3 EMERGENCY-STOP mushroom pushbuttons For mounting on front plates</p> <ul style="list-style-type: none"> • 2I • 2I/1O, with output for LED control 					
		<ul style="list-style-type: none"> ▶ 3SF5 402-1AA05 ▶ 3SF5 402-1AB05 		<ul style="list-style-type: none"> 1 1 unit 1 1 unit 	<ul style="list-style-type: none"> 42A 42A
		Order No.	Price per PU		

3SB3 Pushbuttons and Indicator Lights, 22 mm

Components for Actuators and Indicators

Special locks

Options

Special locks for key-operated switches

The BKS and CES plastic and metal key-operated switches, round and square versions, can be optionally equipped with special locks.

In this case the Order No. of the matching key-operated switch must be supplemented with **"-Z"**, the matching order code **"Y01"** or **"Y02"** and the required lock number.

Order code	Y01	Y02
In accordance with the table of special locks	No	Yes
Normal delivery time	25 working days	5 working days
Additional price per unit	On request	On request
Ordering example	3SB30 00-4LD01-Z Y01 Z = SSG18	3SB30 00-4LD01-Z Y02 Z = SSG11

Available special locks with order code "Y02"	Order No. with order code
Key-operated switch	
CES SSG 11 to SSG 15	3SB3. ...4LD01-Z Y02 3SB3. ...4LD11-Z Y02 3SB3. ...4LD21-Z Y02 3SB3. ...4MD01-Z Y02 3SB3. ...4PD...-Z Y02 3SB3. ...4QD...-Z Y02 3SB3. ...4RD...-Z Y02 3SB3. ...4SD...-Z Y02
BKS E1, E2, E7, E9 ¹⁾	3SB3. ...5AD...-Z Y02 3SB3. ...5BD01-Z Y02 3SB3. ...5DD...-Z Y02 3SB3. ...5ED01-Z Y02 3SB3. ...5FD01-Z Y02 3SB3. ...5GD01-Z Y02
BKS E9 ¹⁾	3SB3. ...5FD51-Z Y02
EMERGENCY-STOP mushroom push-buttons	
CES SSP 9	3SB3. ...1KA20-Z Y02
BKS E2, E7, E9 ¹⁾	3SB3. ...1LA20-Z Y02

¹⁾ Delivery of these BKS key-operated switches (locks for VW) without key.

Ordering notes

- For all special locks, an additional price applies.
- The order code **"Y01"** or **"Y02"** must be quoted in accordance with the table above. Automated processing of the order with a defined delivery time can be guaranteed only for correctly submitted orders.
- For applications in which access security is important and several lock numbers are used, we recommend the use of BKS or CES key-operated switches.
- Special locks for VW (E1, E2, ...) will be delivered without keys, all others with 2 keys.

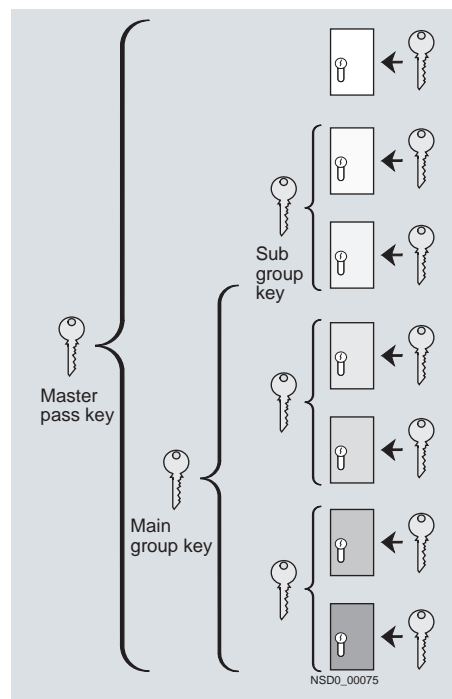
Master and master-pass key systems

The following key systems can be supplied with BKS or CES key-operated switches:

- Central lock systems
- Master key systems
- Central master key systems
- Master-pass key systems

When placing an order you must supplement the Order No. of the matching key-operated switches with **"-Z"** and quote the order code **"Y03"**.

Please enquire for price and delivery time.



Example of master-pass key system

Overview**Inscription of actuators and indicators**


Actuators and indicators of plastic as well as metal version can be optionally inscribed with a laser.



Pushbutton (metal) with laser inscription

The actuators of the pushbuttons, illuminated pushbuttons, mushroom pushbuttons and illuminated mushroom pushbuttons can be inscribed as well as the lenses of the indicator lights.

Selector switches can be inscribed only if they are made of plastic (only one text line on the front ring).



Pushbutton and selector switch (plastic) with laser inscription

Version

A letter height of 4 mm is used as standard for text inscriptions:

The typeface used is Arial. Other letter heights and typefaces are possible, but must be specified when ordering.

For round buttons and lenses, the possible number of characters per line is:

- 10 characters for one line of text
- 8 characters for 2 lines of text
- 6 characters for 3 lines of text, but 10 characters in the middle line

On square buttons and lenses, 10 characters are possible per line.

Ordering notes

When ordering, supplement the Order No. of the actuator or the indicator light with "**-Z**" and an order code:

- Text line in upper/lower case, always upper case for beginning of line (e.g. "Lift off"): **Y10**
- Text in upper case (e.g. "LIFT OFF"): **Y11**
- Text in lower case (e.g. "lift off"): **Y12**
- Text in upper/lower case, all words begin with capital letters (e.g. "Lift Off"): **Y15**
- Symbol with number according to ISO 7000 or IEC 60417: **Y13**
- Any inscription or symbol according to order form supplement: **Y19**

Additional price per unit for Y10 to Y19 on request.

When ordering, specify the required inscription in plain text in addition to the order number and order code. In the case of special inscriptions with words in languages other than German, give the exact spelling and specify the language (see [ordering example 1](#)).

In the case of multi-line inscriptions, the text must be assigned to the respective line, e.g. "Z1 = Lift, Z2 =Lower". For long words you can also specify the end-of-line division.

Symbols can also be ordered with numbers according to ISO 7000 or IEC 60417 (see [ordering examples 2 and 3](#)).

For special symbols (order code Y19), a CAD drawing in DXF format can be submitted.

Ordering example 1

A round pushbutton with the inscription "Reset" is required:

3SB30 00-0AA41-Z
Y10
Z = Reset (English)

Ordering example 2

A square pushbutton inscribed with symbol No. 5389 according to IEC 60417 is required:

3SB31 10-0AA31-Z
Y13
Z = 5389 IEC

Ordering example 3

A round pushbutton inscribed with symbol No. 1118 according to ISO 7000 is required:

3SB30 00-0AA41-Z
Y13
Z = 1118 ISO

3SB3 Pushbuttons and Indicator Lights, 22 mm

Inscriptions

Inscriptions by laser printer

Overview

Label inscriptions

Using the *Label Designer* software, which can be downloaded from the Internet, and the inscription labels for laser inscription you can create your own customized labels with a standard laser printer.

The self-adhesive or snap-on labels can be stuck or snapped onto the corresponding label holders (see [Name plates](#)). Round labels are provided for inserting in illuminated pushbuttons and switches.

The labels are suitable for printing with one to three lines of text or symbols.

For applications with more exacting requirements we recommend factory-printed inscription labels and insert labels (laser-printed or engraved depending on the type).


You can find the *Label Designer* software on the Internet at:

www.siemens.com/sirius-label-designer

Selection and ordering data

Version	Color	DT	Order No.	Price per PU	PU (UNIT, SET, M)	PS*	PG
---------	-------	----	-----------	--------------	-------------------	-----	----

Labels for printing



Insert labels for inserting in round illuminated pushbuttons and illuminated switches	Milky	A	3SB39 01-2AB		100 480 units		41J
Inscription labels 12.5 mm x 27 mm for sticking onto label holder	White	A	3SB39 02-2AA		100 480 units		41J
Inscription labels 27 mm x 27 mm for sticking onto label holder	White	A	3SB39 03-2AA		100 480 units		41J
Inscription labels 17.5 mm x 28 mm for snapping onto label holder	White	A	3SB39 05-2AA		100 720 units		41J
Inscription labels 22 mm x 22 mm for sticking onto enclosure	White	A	3SB39 06-2AA		100 700 units		41J

Overview

Pushbuttons (clear) and illuminated pushbuttons with a flat button can be fitted with insert labels for identification purposes, but indicator lights cannot.

These insert labels are made of clear, transparent plastic with black inscription; they can be fitted in any 90° angle.

Inscriptions

The inscriptions have upper case initial letters. Graphic symbols, including those not listed in the catalog, are according to ISO 7000 or IEC 60417 (see page 13/72).












The insert labels without inscription are suitable for user marking with permanent pen.

Selection and ordering data

PU (UNIT) = 100 (customized inscription: 1)
 PS* = 10 units (customized inscription: 1 unit)
 PG = 41J

Inscription/Symbol	Symbol No.	DT	Round range		DT	Square range	
			Order No.	Price per PU		Order No.	Price per PU

Insert labels

For self-inscription								
	Blank	B	3SB19 01-4AS	B	3SB39 40-4AA			
With inscription								
	Ein	B	3SB19 01-4AB	B	3SB39 40-4AB			
	On	B	3SB19 01-4EB	B	3SB39 40-4EB			
	Aus	B	3SB19 01-4AC	B	3SB39 40-4AC			
	Off	B	3SB19 01-4EC	B	3SB39 40-4EC			
	Auf	B	3SB19 01-4AD	B	3SB39 40-4AD			
	Up	B	3SB19 01-4ED	B	3SB39 40-4ED			
	Ab	B	3SB19 01-4AE	B	3SB39 40-4AE			
	Down	B	3SB19 01-4EE	B	3SB39 40-4EE			
	Vor	B	3SB19 01-4AF		--			
	Forward	B	3SB19 01-4EF	B	3SB39 40-4EF			
	Zurück	B	3SB19 01-4AG		--			
	Reverse	B	3SB19 01-4EG	B	3SB39 40-4EG			
	Rechts	B	3SB19 01-4AH		--			
	Right	C	3SB19 01-4EH		--			
	Links	B	3SB19 01-4AJ		--			
	Left	C	3SB19 01-4EJ		--			
	Auf	B	3SB19 01-4AD	B	3SB39 40-4AD			
	Open	B	3SB19 01-4EP		--			
	Zu	B	3SB19 01-4AL	B	3SB39 40-4AL			
	Close	B	3SB19 01-4EQ		--			
	Schnell	B	3SB19 01-4AM	B	3SB39 40-4AM			
	Fast	B	3SB19 01-4ER		--			
	Langsam	B	3SB19 01-4AN	B	3SB39 40-4AN			
	Slow	B	3SB19 01-4ES		--			
	Betrieb	B	3SB19 01-4AP		--			
	Running	B	3SB19 01-4EV		--			
	Störung	B	3SB19 01-4AQ	B	3SB39 40-4AQ			
	Fault	B	3SB19 01-4EW		--			
	Einrichten	B	3SB19 01-4AR		--			
	Reset	B	3SB19 01-4EM	B	3SB39 40-4EM			
	Test	B	3SB19 01-4EN		--			
	Start	B	3SB19 01-4EK	B	3SB39 40-4EK			
	Halt	B	3SB19 01-4AK	B	3SB39 40-4AK			
	Stop	B	3SB19 01-4EL	B	3SB39 40-4EL			
With graphic symbol								
	O (Off)			5008 IEC	B	3SB19 01-4MB	B	3SB39 40-4MB
	I (On)			5007 IEC	B	3SB19 01-4MC	B	3SB39 40-4MC
	II (On)			--	B	3SB19 01-4MD	B	3SB39 40-4MD
	Electric motor			0011 ISO	B	3SB19 01-4PA		--
	Motion in direction of arrow			5022 IEC	B	3SB19 01-4NA	B	3SB39 40-4NA
	Increase, plus			5005 IEC	B	3SB19 01-4NG	B	3SB39 40-4NG
	Decrease, minus			5006 IEC	B	3SB19 01-4MC	B	3SB39 40-4MC
With customized inscription								
	For inscriptions or symbols see "Options"					3SB19 01-4AZ		3SB39 40-4AZ
	• Text line(s) or symbol with No.				B	K0Y, K1Y, K2Y, K3Y or K5Y	B	K0Y, K1Y, K2Y, K3Y or K5Y
	• Any inscription or symbol				B	K9Y	B	K9Y

3SB3 Pushbuttons and Indicator Lights, 22 mm

Inscriptions

Insert labels

Options

Customized inscriptions

The labels can be inscribed with text and symbols not listed in the ordering data.

By default, a letter height of 4 mm (for a single line of text) or 3 mm (for 2 or 3 lines of text) is used for text inscriptions.

The typeface used is Arial. Other letter heights and typefaces are possible, but must be specified when ordering.

For round insert labels, the maximum possible number of characters per line is:

- 10 characters for one line of text
- 8 characters for 2 lines of text
- 6 characters for 3 lines of text, but 10 characters in the middle line

On square insert labels, 10 characters are possible per line.

Examples for customized inscription



Two-line inscription in upper/lower case lettering (K0Y)



Single-line inscription in upper case lettering (K1Y)



Three-line inscription in lower case letters (K2Y)



Symbol number 5011 according to IEC 60147 (K3Y)



Any symbol according to order form supplement (K9Y)

Ordering notes

Append the following codes to the Order No.:

- Text line(s) in upper/lower case, upper case always for beginning of line (e.g. "Lift off"): **K0Y**
- Text line(s) in upper case (e.g. "LIFT OFF"): **K1Y**
- Text line(s) in lower case (e.g. "lift off"): **K2Y**
- Text line(s) in upper/lower case, all words begin with upper case letters (e.g. "Lift Off"): **K5Y**
- Symbol with number according to ISO 7000 or IEC 60417: **K3Y**
- Any inscription or symbol according to order form supplement: **K9Y**

When ordering, specify the required inscription in plain text in addition to the order number and order code. In the case of special inscriptions with words in languages other than German, give the exact spelling and specify the language.

In the case of multi-line inscriptions, the text must be assigned to the respective line, e.g. "Z1 = Lift, Z2 =Lower". For long words you can also specify the end-of-line division (see [ordering example 1](#)).

Symbols can also be ordered with numbers according to ISO 7000 or IEC 60417 (see [ordering examples 2 and 3](#)).

For special symbols (order code K9Y), a CAD drawing in DXF format should be submitted to:

sirius-attach.aud@siemens.com

Ordering example 1

A label with 2 lines of text is required:

3SB19 01-4AZ
K1Y
Z1 = LIFT
Z2 = LOWER

Ordering example 2

A label inscribed with symbol No. 5011 according to IEC 60417 is required:

3SB19 01-4AZ
K3Y
Z = 5011 IEC

Ordering example 3

A label inscribed with symbol No. 1118 according to ISO 7000 is required:

3SB19 01-4AZ
K3Y
Z = 1118 ISO

Overview

The name plates consist of a black plastic label holder and an inscription label (black with white print or silver-colored with black print) for sticking or snapping in place. They are not suitable for EMERGENCY-STOP pushbuttons.

Note mounting dimensions!

Inscriptions

The inscriptions have upper case initial letters. The typeface is Arial. Graphic symbols, including those not listed in the tables, are according to ISO 7000 or IEC 60417 (see page 13/77).

Self-adhesive labels

There are 2 sizes available for the round and square ranges:

- Label holders 30 mm × 45 mm × 7 mm with inscription label 12.5 mm × 27 mm.
- Label holders 30 mm × 60 mm × 7 mm with inscription label 27 mm × 27 mm.




Snap-on labels

The following version is available for the round range:

- Label holders 29.8 mm × 51 mm × 3 mm with inscription label 17.5 mm × 28 mm (inscription area: 17.5 mm × 27 mm)

Selection and ordering data

PU (UNIT) = 100
PS* = 10 units
PG = 41J

Inscriptions	DT	Black		Silver-colored	
		Order No.	Price per PU	Order No.	Price per PU
Inscription labels, self-adhesive, 12.5 mm × 27 mm					
For self-inscription					
	Blank	▶	3SB39 02-1AA	B	3SB19 01-2AA
With inscription					
	Ein	B	3SB39 02-1AB	B	3SB19 01-2AB
	On	B	3SB39 02-1EB	B	3SB19 01-2EB
	Aus	B	3SB39 02-1AC	B	3SB19 01-2AC
	Off	B	3SB39 02-1EC	B	3SB19 01-2EC
	Auf	B	3SB39 02-1AD	B	3SB19 01-2AD
	Up	B	3SB39 02-1ED	B	3SB19 01-2ED
	Ab	B	3SB39 02-1AE	B	3SB19 01-2AE
	Down	B	3SB39 02-1EE	B	3SB19 01-2EE
	Vor	B	3SB39 02-1AF	B	3SB19 01-2AF
	Forward	B	3SB39 02-1EF		--
	Zurück	B	3SB39 02-1AG	B	3SB19 01-2AG
	Reverse	B	3SB39 02-1EG		--
	Rechts	B	3SB39 02-1AH	B	3SB19 01-2AH
	Right	B	3SB39 02-1EH	B	3SB19 01-2EH
	Links	B	3SB39 02-1AJ	B	3SB19 01-2AJ
	Left	B	3SB39 02-1EJ	B	3SB19 01-2EJ
	Auf	B	3SB39 02-1AD	B	3SB19 01-2AD
	Open	B	3SB39 02-1EP	B	3SB19 01-2EP
	Zu	B	3SB39 02-1AL	B	3SB19 01-2AL
	Close	B	3SB39 02-1EQ	B	3SB19 01-2EQ
	Schnell	--	--	B	3SB19 01-2AM
	Fast	--	--	B	3SB19 01-2ER
	Langsam	--	--	B	3SB19 01-2AN
	Slow	--	--	B	3SB19 01-2ES
	Halt	B	3SB39 02-1AK	B	3SB19 01-2AK
	Stop	B	3SB39 02-1EK	B	3SB19 01-2EK
	Start	B	3SB39 02-1EL	B	3SB19 01-2EL
	Test	B	3SB39 02-1EN	B	3SB19 01-2EN
	Betrieb	B	3SB39 02-1AP	B	3SB19 01-2AP
	Running	--	--	B	3SB19 01-2EV
	Störung	B	3SB39 02-1AQ	B	3SB19 01-2AQ
	Fault	B	3SB39 02-1EW	B	3SB19 01-2EW
	Einrichten	--	--	B	3SB19 01-2AR
	Reset	--	--	B	3SB19 01-2EM
	Stop Start	B	3SB39 02-1BC	B	3SB19 01-2BC
	Hand Auto	B	3SB39 02-1BA	B	3SB19 01-2BA
	Man Auto	B	3SB39 02-1EU	B	3SB19 01-2EU
	Hand O Auto	--	--	B	3SB19 01-2BE
	Man O Auto	--	--	B	3SB19 01-2ET



For label holders see page 13/76.





3SB3 Pushbuttons and Indicator Lights, 22 mm

Inscriptions

Name plates

PU (UNIT) = 100 (customized inscription: 1)
 PS* = 10 units (customized inscription: 1 unit)
 PG = 41J

Inscriptions	DT	Black		Silver-colored	
		Order No.	Price per PU	Order No.	Price per PU
Inscription labels, self-adhesive, 12.5 mm × 27 mm					
		With graphic symbol			
O	B	3SB39 02-1MB		B	3SB19 01-2MB
I	B	3SB39 02-1MC		B	3SB19 01-2MC
II		--		C	3SB19 01-2MD
III		--		B	3SB19 01-2ME
O I	B	3SB39 02-1MF		B	3SB19 01-2MF
I O II	B	3SB39 02-1MG		B	3SB19 01-2MG
1 O 2		--		B	3SB19 01-2MK
1 2	B	3SB39 02-1ML		B	--
↑	B	3SB39 02-1NJ		B	3SB19 01-2NA
→	B	3SB39 02-1NA		B	3SB19 01-2NJ
		With customized inscription			
For inscriptions or symbols see "Options"					
• Text line(s)					
• Text line(s) or symbol with No.					
• Any inscription or symbol					
	B	3SB39 02-1XZ		B	3SB19 01-2XZ
	B	K0Y		B	K0Y
	B	K1Y, K2Y, K3Y or K5Y		B	K1Y, K2Y, K3Y or K5Y
	B	K9Y		B	K9Y

Inscriptions	DT	Black		Silver-colored	
		Order No.	Price per PU	Order No.	Price per PU
Inscription labels, self-adhesive, 27 mm × 27 mm					
		For self-inscription			
Blank	B	3SB39 03-1AA		B	3SB19 06-2AA
		With inscription			
Ein	B	3SB39 03-1AB		--	--
On	B	3SB39 03-1EB		--	--
Aus	B	3SB39 03-1AC		--	--
Off	B	3SB39 03-1EC		--	--
Auf	B	3SB39 03-1AD		--	--
Ab	B	3SB39 03-1AE		--	--
Vor	B	3SB39 03-1AF		--	--
Zurück	B	3SB39 03-1AG		--	--
Rechts	B	3SB39 03-1AH		--	--
Links	B	3SB39 03-1AJ		--	--
Auf	B	3SB39 03-1AD		--	--
Zu	B	3SB39 03-1AL		--	--
Halt	B	3SB39 03-1AK		--	--
Start	B	3SB39 03-1EL		--	--
Betrieb	B	3SB39 03-1AP		--	--
Störung	B	3SB39 03-1AQ		--	--
Stop Start	B	3SB39 03-1BC		--	--
Hand Auto	B	3SB39 03-1BA		--	--
		With graphic symbol			
O	B	3SB39 03-1MB		--	--
O I	B	3SB39 03-1MF		--	--
→	B	3SB39 03-1NA		--	--
		With customized inscription			
For inscriptions or symbols see "Options"					
• Text line(s)					
• Text line(s) or symbol with No.					
• Any inscription or symbol					
	B	3SB39 03-1XZ		B	3SB19 06-2XZ
	B	K0Y		B	K0Y
	B	K1Y, K2Y, K3Y or K5Y		B	K1Y, K2Y, K3Y or K5Y
	B	K9Y		B	K9Y





For label holders see page 13/76.

3SB3 Pushbuttons and Indicator Lights, 22 mm

Inscriptions

Name plates

PU (UNIT) = 100 (customized inscription: 1)
 PS* = 10 units (customized inscription: 1 unit)
 PG = 41J




Inscriptions	DT	Black		Silver-colored	
		Order No.	Price per PU	Order No.	Price per PU
Inscription labels, for snapping on, 17.5 mm × 28 mm					
		For self-inscription			
Blank	B	3SB39 05-1AA		B	3SB19 04-2AA
		With inscription			
Ein	B	3SB39 05-1AB		B	3SB19 04-2AB
On	B	3SB39 05-1EB		B	3SB19 04-2EB
OffAus	B	3SB39 05-1AC		B	3SB19 04-2AC
Off	B	3SB39 05-1EC		B	3SB19 04-2EC
Auf	B	3SB39 05-1AD		B	3SB19 04-2AD
Up	B	3SB39 05-1ED		B	--
Ab	B	3SB39 05-1AE		B	3SB19 04-2AE
Down	B	3SB39 05-1EE		B	--
Vor	B	3SB39 05-1AF		B	3SB19 04-2AF
Forward	B	3SB39 05-1EF		B	--
Zurück	B	3SB39 05-1AG		B	3SB19 04-2AG
Reverse	B	3SB39 05-1EG		B	3SB19 04-2EG
Rechts	B	3SB39 05-1AH		B	3SB19 04-2AH
Right	B	3SB39 05-1EH		B	--
Links	B	--		B	3SB19 04-2AJ
Auf	B	3SB39 05-1AD		B	3SB19 04-2AD
Open	B	3SB39 05-1EP		B	--
Zu	B	3SB39 05-1AL		B	3SB19 04-2AL
Close	B	3SB39 05-1EQ		B	--
Halt	B	3SB39 05-1AK		B	3SB19 04-2AK
Stop	B	3SB39 05-1EK		B	3SB19 04-2EK
Start	B	3SB39 05-1EL		B	3SB19 04-2EL
Test	B	--		B	3SB19 04-2EN
Betrieb	B	3SB39 05-1AP		B	3SB19 04-2AP
Running	B	3SB39 05-1EV		B	--
Störung	B	3SB39 05-1AQ		B	3SB19 04-2AQ
Fault	B	3SB39 05-1EW		B	3SB19 04-2EW
Einrichten	B	--		B	3SB19 04-2AR
Reset	B	--		B	3SB19 04-2EM
Stop Start	B	3SB39 05-1BC		B	3SB19 04-2BC
Hand Auto	B	3SB39 05-1BA		B	3SB19 04-2BA
Man Auto	B	3SB39 05-1EU		C	3SB19 04-2EU
Man O Auto	B	--		B	3SB19 04-2ET
		With graphic symbol			
O	B	3SB39 05-1MB		B	3SB19 04-2MB
I	B	3SB39 05-1MC		B	3SB19 04-2MC
O I	B	3SB39 05-1MF		B	3SB19 04-2MF
I O II	B	--		B	3SB19 04-2MG
1 O 2	B	--		B	3SB19 04-2MK
→	B	3SB39 05-1NA		B	3SB19 04-2NA
↑	B	3SB39 05-1NJ		B	3SB19 04-2NJ
		With customized inscription			
For inscriptions or symbols see "Options"		3SB39 05-1XZ		B	3SB19 04-2XZ
• Text line(s)	B	K0Y		B	K0Y
• Text line(s) or symbol with No.	B	K1Y, K2Y, K3Y or K5Y		B	K1Y, K2Y, K3Y or K5Y
• Any inscription or symbol	B	K9Y		B	K9Y

For label holders [see page 13/76](#).

3SB3 Pushbuttons and Indicator Lights, 22 mm

Inscriptions

Name plates

Version	DT	Black	PU (UNIT, SET, M)	PS*	PG
		Order No.	Price per PU		
Label holders for inscription labels 12.5 mm × 27 mm					
	For round range, flat	B	3SB39 22-0AV	100	10 units 41J
	For potentiometer drives 3SB10 00-7CH07¹⁾	B	3SB39 22-0AS	1	1 unit 41J
	For square range, flat	B	3SB39 42-0AX	100	5 units 41J
Label holders for inscription labels 27 mm × 27 mm					
	For round range, flat	B	3SB39 23-0AV	100	10 units 41J
	For round range, raised	C	3SB39 23-0AX	1	10 units 41J
	For potentiometer drives, flat	B	3SB39 23-0AS	1	1 unit 41J
	For square range, flat	B	3SB39 43-0AX	100	1 unit 41J
Label holders for inscription labels 17.5 mm × 28 mm					
	For round design	▶	3SB39 25-0AV	100	10 units 41J

¹⁾ This label holder can also be used for pushbuttons with dust covers if the front panel thickness of 3 mm is not exceeded.

Options

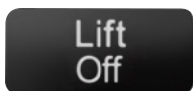
Customized inscriptions

The labels can be inscribed with text and symbols not listed in the ordering data.

The following letter heights are used as standard for text inscriptions:

- Label size 12.5 mm × 27 mm: maximum 3 lines with letter height 4 mm (1-line), 3.5 mm (2-line) or 2.5 mm (3-line)
- Label size 27 mm × 27 mm: maximum 5 lines with letter height 4 mm (1- to 5-line)
- Label size 17.5 mm × 28 mm: maximum 3 lines with letter height 4 mm (1- and 2-line) or 3 mm (3-line)

Up to 11 characters per line are possible. The typeface used is Arial. Other letter heights and typefaces are possible, but must be specified when ordering.

Examples for customized inscription


Two-line inscription in upper/lower case lettering (K0Y)



Single-line inscription in upper case lettering (K1Y)



Three-line inscription in lower case lettering (K2Y)



Symbol number 5011 according to IEC 60417 (K3Y)



Any symbol according to order form supplement (K9Y)

Ordering notes

Append the following codes to the Order No.:

- Text line(s) in upper/lower case, upper case always for beginning of line (e.g. "Lift off"): **K0Y**
- Text line(s) in upper case (e.g. "LIFT OFF"): **K1Y**
- Text line(s) in lower case (e.g. "lift off"): **K2Y**
- Text line(s) in upper/lower case, all words begin with upper case letters (e.g. "Lift Off"): **K5Y**
- Symbol with number according to ISO 7000 or IEC 60417: **K3Y**
- Any inscription or symbol according to order form supplement: **K9Y**

When ordering, specify the required inscription in plain text in addition to the order number and order code. In the case of special inscriptions with words in languages other than German, give the exact spelling and specify the language.

In the case of multi-line inscriptions, the text must be assigned to the respective line, e.g. "Z1 = Lift, Z2 =Lower". For long words you can also specify the end-of-line division (see [ordering example 1](#)).

Symbols can also be ordered with numbers according to ISO 7000 or IEC 60417 (see [ordering examples 2 and 3](#)).

For special symbols (order code K9Y), a CAD drawing in DXF format should be submitted to:

sirius-attach.aud@siemens.com

Ordering example 1

A label with 2 lines of text is required:

3SB39 02-1XZ
K1Y
Z1 = LIFT
Z2 = LOWER

Ordering example 2

A label inscribed with symbol No. 5011 according to IEC 60417 is required:

3SB39 02-1XZ
K3Y
Z = 5011 IEC

Ordering example 3

A label inscribed with symbol No. 1118 according to ISO 7000 is required:











3SB39 02-1XZ
K3Y
Z = 1118 ISO

3SB3 Pushbuttons and Indicator Lights, 22 mm

Accessories and spare parts

Buttons and lenses

Selection and ordering data

Version	Color	DT	Order No.	Price per PU	PU (UNIT, SET, M)	PS*	PG
Buttons and lenses for round version¹⁾							
 3SB39 30-0CA6	Buttons, flat for round illuminated pushbuttons and illuminated switches, plastic version	Red	B	3SB39 30-0CA2	100	10 units	41J
		Yellow	B	3SB39 30-0CA3	100	10 units	41J
		Green	B	3SB39 30-0CA4	100	10 units	41J
		Blue	B	3SB39 30-0CA5	100	10 units	41J
		White	B	3SB39 30-0CA6	100	10 units	41J
		Clear	B	3SB39 30-0CA7	100	10 units	41J
 3SB39 30-0EA3	Buttons, flat for round pushbuttons and switches, metal version	Black	B	3SB39 30-0EA1	100	10 units	41J
		Red	B	3SB39 30-0EA2	100	10 units	41J
		Yellow	B	3SB39 30-0EA3	100	10 units	41J
		Green	B	3SB39 30-0EA4	100	10 units	41J
		Blue	B	3SB39 30-0EA5	100	10 units	41J
		White	B	3SB39 30-0EA6	100	10 units	41J
 3SB39 30-0DA4	Buttons, raised for round illuminated pushbuttons and illuminated switches, plastic version	Red	B	3SB39 30-0DA2	1	10 units	41J
		Green	B	3SB39 30-0DA4	1	10 units	41J
		Clear	B	3SB39 30-0DA7	1	10 units	41J
	Buttons, raised for round pushbuttons and switches, metal version	Black	D	3SB39 30-0FA1	1	10 units	41J
	Red	C	3SB39 30-0FA2	1	10 units	41J	
	Yellow	C	3SB39 30-0FA3	1	10 units	41J	
	Green	C	3SB39 30-0FA4	1	10 units	41J	
	Blue	C	3SB39 30-0FA5	1	10 units	41J	
	White	C	3SB39 30-0FA6	1	10 units	41J	
	Clear	C	3SB39 30-0FA7	1	10 units	41J	
 3SB39 30-0FA4	Buttons, flat for round illuminated pushbuttons and illuminated switches, metal version	Amber	B	3SB39 30-0GA0	100	10 units	41J
		Red	B	3SB39 30-0GA2	100	10 units	41J
		Yellow	B	3SB39 30-0GA3	100	10 units	41J
		Green	B	3SB39 30-0GA4	100	10 units	41J
		Blue	B	3SB39 30-0GA5	100	10 units	41J
		White	B	3SB39 30-0GA6	100	10 units	41J
		Clear	B	3SB39 30-0GA7	100	10 units	41J
 3SB39 30-0GA3	Buttons, flat, solvent-resistant²⁾ for round illuminated pushbuttons and switches, metal version	Red	B	3SB39 30-0GA20-0PA0	100	10 units	41J
		Yellow	B	3SB39 30-0GA30-0PA0	100	10 units	41J
		Green	B	3SB39 30-0GA40-0PA0	100	10 units	41J
		Blue	B	3SB39 30-0GA50-0PA0	100	10 units	41J
		White	B	3SB39 30-0GA60-0PA0	100	10 units	41J
		Clear	B	3SB39 30-0GA70-0PA0	100	10 units	41J
 3SB39 30-0HA4	Buttons, raised for round illuminated pushbuttons and illuminated switches, metal version	Amber	C	3SB39 30-0HA0	1	10 units	41J
		Red	C	3SB39 30-0HA2	1	10 units	41J
		Yellow	C	3SB39 30-0HA3	1	10 units	41J
		Green	C	3SB39 30-0HA4	1	10 units	41J
		Blue	C	3SB39 30-0HA5	1	10 units	41J
		White	C	3SB39 30-0HA6	1	10 units	41J
		Clear	C	3SB39 30-0HA7	1	10 units	41J
 3SB39 30-6BA3	Lenses, smooth For round indicator lights, plastic and metal version	Amber	C	3SB39 30-6BA0	1	10 units	41J
		Red	B	3SB39 30-6BA2	1	10 units	41J
		Yellow	B	3SB39 30-6BA3	1	10 units	41J
		Green	B	3SB39 30-6BA4	1	10 units	41J
		Blue	B	3SB39 30-6BA5	1	10 units	41J
		White	B	3SB39 30-6BA6	1	10 units	41J
		Clear	B	3SB39 30-6BA7	1	10 units	41J
 3SB39 30-6CA3	Lenses with concentric rings For round indicator lights, plastic and metal version	Amber	B	3SB39 30-6CA0	1	10 units	41J
		Red	B	3SB39 30-6CA2	1	10 units	41J
		Yellow	B	3SB39 30-6CA3	1	10 units	41J
		Green	B	3SB39 30-6CA4	1	10 units	41J
		Blue	B	3SB39 30-6CA5	1	10 units	41J
		White	B	3SB39 30-6CA6	1	10 units	41J
		Clear	B	3SB39 30-6CA7	1	10 units	41J
Buttons and lenses for square version							
 3SB39 50-0CA6	Buttons, flat For square illuminated pushbuttons and illuminated switches, plastic version	Red	B	3SB39 50-0CA2	100	10 units	41J
		Yellow	B	3SB39 50-0CA3	100	10 units	41J
		Green	B	3SB39 50-0CA4	100	10 units	41J
		Blue	B	3SB39 50-0CA5	100	10 units	41J
		White	B	3SB39 50-0CA6	100	10 units	41J
		Clear	B	3SB39 50-0CA7	100	10 units	41J
 3SB39 50-6AA2	Lenses, smooth For square indicator lights, plastic version	Red	B	3SB39 50-6AA2	1	10 units	41J
		Yellow	B	3SB39 50-6AA3	1	10 units	41J
		Green	B	3SB39 50-6AA4	1	10 units	41J
		Blue	B	3SB39 50-6AA5	1	10 units	41J
		White	B	3SB39 50-6AA6	1	10 units	41J
		Clear	B	3SB39 50-6AA7	1	10 units	41J

¹⁾ In scope of supply of pushbuttons or indicator lights.



²⁾ Not suitable for laser inscription.

3SB3 Pushbuttons and Indicator Lights, 22 mm

Accessories and spare parts

Lamps, acoustic signal transformers and keys

Selection and ordering data

Version	Rated voltage	Color	DT	Order No.	Price per PU	PU (UNIT, SET, M)	PS*	PG
V								
Lamps, BA 9s bases¹⁾								
 3SB19 02-0AY	Incandescent lamps 1.2 W , length up to 28 mm, max. bulb diameter 10 mm	24 AC/DC	Clear	A	3SB19 02-0AY		1 10 units	41J
	Incandescent lamps 2 W , length up to 28 mm, max. bulb diameter 10 mm	6 AC/DC	Clear	A	3SX1 342		1 10 units	41J
		12 AC/DC		A	3SX1 343		1 10 units	41J
		24 AC/DC		A	3SX1 344		1 10 units	41J
		30 AC/DC		B	3SB19 02-2AF		1 10 units	41J
48 AC/DC			B	3SB19 02-1AP		1 10 units	41J	
60 AC/DC		A	3SR94 24		1 10 units	41J		
Incandescent lamps 2.6 W , length 28 mm, bulb diameter 10 mm	110 ... 130 AC/DC ²⁾	Clear	▶	3SX1 731		1 10 units	41J	
Multi-incandescent lamps 1.2 W , endurance 25 000 h, high resistance to vibration	24 AC/DC		B	3SB19 02-2BU		1 10 units	41J	
 3SB39 01-1PA	LED lamps, super-bright Length up to 28 mm, max. bulb diameter 10 mm, max. operational current 15 mA	24 AC/DC	Red	▶	3SB39 01-1CA		1 10 units	41J
			Yellow	B	3SB39 01-1BA		1 10 units	41J
			Green	B	3SB39 01-1DA		1 10 units	41J
	Blue	B	3SB39 01-1PA		1 10 units	41J		
		White	▶	3SB39 01-1QA		1 10 units	41J	
		48 AC/DC	Red	B	3SB39 01-1CC		1 10 units	41J
	Yellow		B	3SB39 01-1BC		1 10 units	41J	
	Green		B	3SB39 01-1DC		1 10 units	41J	
	Blue	B	3SB39 01-1PC		1 10 units	41J		
		White	B	3SB39 01-1QC		1 10 units	41J	
		130 AC, 70 ... 90 DC, if X1 at "+"	Red	B	3SB39 01-1CD		1 10 units	41J
	Yellow		B	3SB39 01-1BD		1 10 units	41J	
	Green		B	3SB39 01-1DD		1 10 units	41J	
	Blue	B	3SB39 01-1PD		1 10 units	41J		
		White	B	3SB39 01-1QD		1 10 units	41J	
230 AC, 110 ... 160 DC, if X1 at "+"		Red	B	3SB39 01-1CF		1 10 units	41J	
	Yellow	B	3SB39 01-1BF		1 10 units	41J		
	Green	B	3SB39 01-1DF		1 10 units	41J		
Blue	B	3SB39 01-1PF		1 10 units	41J			
	White	B	3SB39 01-1QF		1 10 units	41J		
	230 AC/DC	Red	B	3SB39 01-1CG		1 10 units	41J	
Yellow		B	3SB39 01-1BG		1 10 units	41J		
Green		B	3SB39 01-1DG		1 10 units	41J		
Blue		B	3SB39 01-1PG		1 10 units	41J		
White		B	3SB39 01-1QG		1 10 units	41J		
LED lamps Length up to 28 mm, max. bulb diameter 10 mm, max. operational current 15 mA	22 ... 32 DC	Red	D	3SB19 02-4AJ		1 10 units	41J	
		Yellow	D	3SB19 02-4BJ		1 10 units	41J	
		Green	D	3SB19 02-4CJ		1 10 units	41J	
LED lamps, flashing (1.4 Hz) , length up to 28 mm, bulb diameter 10 mm, operational current 24 ... 29 mA	24 DC	Red	B	3SB19 02-4LC		1 10 units	41J	
		Yellow	C	3SB19 02-4MC		1 10 units	41J	
		Green	C	3SB19 02-4NC		1 10 units	41J	
Glow lamps³⁾ length 28 mm, bulb diameter 10 mm, operational current approx. 1.8 mA	110 AC 220 AC 220 AC	Clear	A	3SX1 703		1 10 units	41J	
		Clear	A	3SX1 701		1 10 units	41J	
		Green	C	3SX1 702		1 10 units	41J	
Lamp extractors For lamps with BA 9s base			▶	3SB19 02-2AD		1 1 unit	41J	

¹⁾ Essential accessories when using lampholders with BA 9s base and delivery without lamp.







²⁾ Also for 230 V when used with a 3SB34 00-1C voltage reducer.

³⁾ Due to the inherent orange color of glow lamps and their lower luminance level compared to incandescent lamps, it is recommended that they should only be used with clear or red screw lenses and in areas where ambient light levels are not very high.

3SB3 Pushbuttons and Indicator Lights, 22 mm


Accessories and spare parts

Lamps, acoustic signal transformers and keys

Version	Rated voltage	Color	DT	Order No.	Price per PU	PU (UNIT, SET, M)	PS*	PG	
V									
Lamps, Wedge bases¹⁾									
 3SB29 08-1AE	Incandescent lamps Wedge base W2 × 4.6 d, 1.0 W	6 AC/DC	Clear	C	3SB29 08-1AA		100	10 units	41J
		12 AC/DC		B	3SB29 08-1AB		100	10 units	41J
		24 AC/DC		▶	3SB29 08-1AC		100	10 units	41J
		30 AC/DC		A	3SB29 08-1AD		100	10 units	41J
		48 AC/DC		B	3SB29 08-1AE		1	10 units	41J
		60 AC/DC		B	3SB29 08-1AF		1	10 units	41J
 3SB39 01-1SB	LED lamps, super-bright Wedge base W2 × 4.6 d, operational current 10 mA	24 AC/DC	Red	B	3SB39 01-1SB		1	10 units	41J
			Yellow	B	3SB39 01-1RB		1	10 units	41J
			Green	B	3SB39 01-1TB		1	10 units	41J
			White	B	3SB39 01-1UB		1	10 units	41J
			Blue	B	3SB29 08-1BD		1	10 units	41J
			28 AC/DC	Red	B	3SB39 01-1SE		1	10 units
 3SB39 01-1VE			Yellow	B	3SB39 01-1RE		1	10 units	41J
			Green	B	3SB39 01-1TE		1	10 units	41J
			White	B	3SB39 01-1UE		1	10 units	41J
			Blue	D	3SB39 01-1VE		1	10 units	41J
 3SB29 08-2AB	Lamp extractors for lamps with bases W2 × 4.6 d			▶	3SB29 08-2AB		1	1 unit	41J
 3SB19 02-1AU	Lamp adapters For fitting a lamp with a wedge base socket into a BA 9s lampholder			C	3SB19 02-1AU		1	1 unit	41J
Acoustic signal transformers, BA 9s base									
 3SB19 02-2BN	Acoustic signal transformers for acoustic signaling devices ²⁾ operational current 25 mA, 0.6 W, sound pressure 80 dB/10 cm	24 ... 28 DC		B	3SB19 02-2BN		1	1 unit	41J

¹⁾ Can be used with lamp adapters in lampholders with BA 9s base.

²⁾ For increased protection, the IP65 acoustic signaling device (complete unit) can be used.

Version	Lock	Color	DT	Order No.	Price per PU	PU (UNIT, SET, M)	PS*	PG	
Manufacturer	Lock No.								
Keys for actuators¹⁾									
 3SY1 054	RONIS	SB 30	--	B	3SB39 10-4A		1	1 unit	41J
	BKS	S1	--	A	3SY1 066		1	1 unit	41J
	CES	LSG 1	--	B	3SB19 10-2F		1	1 unit	41J
		SSG 10	--	B	3SY1 054		1	1 unit	41J
		SSP 9	--	A	3SY1 052		1	1 unit	41J
	O.M.R.	73038	Light blue	C	3SB19 10-2L		1	1 unit	41J
		73037	Red	B	3SB19 10-2M		1	1 unit	41J
		73034	Black	B	3SB19 10-2N		1	1 unit	41J
		73033	Yellow	D	3SB19 10-2P		1	1 unit	41J






¹⁾ Included in scope of supply of the key-operated switches and the EMERGENCY-STOP mushroom pushbuttons with key-operated switch. Also available with special lock. Supplement Order No. with "-Z" and quote the required lock in plain text. Additional price on request. This does not include locks for VW and main and general locking systems.

3SB3 Pushbuttons and Indicator Lights, 22 mm

Accessories and spare parts

Protective covers

Selection and ordering data






Version	Use	Color	DT	Order No.	Price per PU	PU (UNIT, SET, M)	PS*	PG	
Protective caps¹⁾, degree of protection IP67									
Material: elastolan									
 3SB39 21-0AJ	Protective caps For round version	Flat button (plastic)	Clear	B	3SB39 21-0AJ		1	1 unit	41J
		Flat button (metal), raised button (plastic)	Clear	B	3SB39 21-0AM		1	1 unit	41J
	• PVC	Raised button (metal)	Clear	C	3SB19 02-2AN		1	1 unit	41J
 3SB39 41-0AJ	Protective caps For square version	Flat button (plastic)	Clear	B	3SB39 41-0AJ		1	1 unit	41J
Material: silicone									
 3SB39 21-0AH	Protective caps For round version	Flat button (plastic)	Clear	B	3SB39 21-0AH		1	1 unit	41J
		Flat button (metal), raised button (plastic)	Clear	B	3SB19 02-0AK		1	1 unit	41J
	 3SB19 02-0AK		Raised button (metal)	Clear	B	3SB19 02-0AN		1	1 unit
 3SB19 02-0AN									
 3SB39 21-0BA	Protective caps For round version	Selector switch (plastic and metal, normal handle)	Clear	B	3SB39 21-0BA		1	1 unit	41J
 3SB19 02-2BH	Protective caps For round version	Mushroom push-pull button, Ø 40 mm (plastic and metal)	Clear	B	3SB19 02-2BH		1	1 unit	41J
		EMERGENCY-STOP mushroom pushbutton, Ø 40 mm (plastic and metal)	Clear	B	3SB39 21-0BU		1	1 unit	41J
 3SB39 21-0BU									
 3SB39 41-0AH	Protective caps For square version	Flat button (plastic)	Clear	B	3SB39 41-0AH		1	1 unit	41J

¹⁾ Protective caps are not suitable for use with 3SB38 plastic enclosures. With 3SB38 metal enclosures, protective caps can only be used with 3SB34 00 single-pole contact blocks for front plate mounting. Not to be used with label holder.

3SB3 Pushbuttons and Indicator Lights, 22 mm

Accessories and spare parts

Protective covers

Version	Use	Color	DT	Order No.	Price per PU	PU (UNIT, SET, M)	PS*	PG	
Other protective caps¹⁾									
	Sealable caps For round version	Flat button (plastic)	Black	B	3SB19 02-0AL		1	1 unit	41J
		Flat button (metal), raised button (plastic)	Clear	B	3SB19 02-2AR		1	1 unit	41J
									
	Dust covers For use in dusty environments	BKS, CES, O.M.R. key-operated switch	Clear	B	3SB39 21-0BT		1	1 unit	41J
	Protective collars for EMERGENCY-STOP²⁾ For round version	EMERGENCY-STOP mushroom pushbutton without key-operated switch	Yellow	▶	3SB39 21-0AK		1	1 unit	41J
		EMERGENCY-STOP mushroom pushbutton with key-operated switch	Gray	C	3SB39 21-0AP		1	1 unit	41J
		EMERGENCY-STOP mushroom pushbutton with key-operated switch	Yellow	B	3SB39 21-0AX		1	1 unit	41J
	Protective collars for EMERGENCY-STOP for 5 padlocks²⁾ For round version	3SB3...-1AA20 EMERGENCY-STOP mushroom pushbutton	Yellow	▶	3SB39 21-0CG		1	1 unit	41J
	Sun collars For round version	Illuminated pushbuttons	Black	B	3SB39 21-0AS		1	1 unit	41J
Blanking plugs for spare command points for front plates									
	Blanking plugs For round version	Plastic version	Black	▶	3SB39 21-0AA		1	10 units	41J
	Blanking plugs For square version	Plastic version	Black	B	3SB39 41-0AA		1	1 unit	41J
	Blanking plugs (plastic) for round version	Metal version	Alu-minized	B	3SB19 02-0AQ		1	10 units	41J

¹⁾ Not suitable for mounting in 3SB38 enclosures.
Not to be used with label holder.





²⁾ The protective collar must only be used to protect against inadvertent actuating and must be fitted to allow unimpeded actuation of the EMERGENCY-STOP mushroom pushbutton.

3SB3 Pushbuttons and Indicator Lights, 22 mm

Accessories and spare parts

Miscellaneous accessories

Selection and ordering data

Version	Use	Inscriptions	DT	Order No.	Price per PU	PU (UNIT, SET, M)	PS*	PG
Yellow name plates for EMERGENCY-STOP								
For use on front plates								
	Name plates, round Self-adhesive, external diameter 60 mm, internal diameter 23 mm	EMERGENCY-STOP mushroom pushbutton (round version)	Blank	B	3SB39 21-0DY	1	1 unit	41J
	Name plates, round Self-adhesive, external diameter 80 mm, internal diameter 23 mm	EMERGENCY-STOP mushroom pushbutton (round version)	Blank	B	3SB39 21-0AB	1	1 unit	41J
			4 languages, de ¹⁾ , en, it, es	B	3SB39 21-0BW	1	1 unit	41J
			NOT-HALT	B	3SB39 21-0AC	1	1 unit	41J
			NOT-AUS	B	3SB39 21-0CK	1	1 unit	41J
			EMERGENCY STOP	B	3SB39 21-0AD	1	1 unit	41J
			ARRET D'URGENCE	B	3SB39 21-0AG	1	1 unit	41J
			EMERGENZA	B	3SB39 21-0AN	1	1 unit	41J
			Other languages ²⁾	B	3SB39 21-0AB	1	1 unit	41J
	Name plates, round Self-adhesive, external diameter 80 mm, cutout 26 mm × 26 mm	EMERGENCY-STOP mushroom pushbuttons (square version)	Blank	B	3SB39 41-0AB	1	1 unit	41J
			NOT-HALT	B	3SB39 41-0AC	1	1 unit	41J
			NOT-AUS	B	3SB39 41-0BX	1	1 unit	41J
			EMERGENCY STOP	B	3SB39 41-0AD	1	1 unit	41J
	Name plates, round 1 mm thick, external diameter 75 mm, internal diameter 22.5 mm	EMERGENCY-STOP mushroom pushbutton (round version)	Blank	B	3SB19 02-2BA	1	1 unit	41J
			NOT-HALT	B	3SB19 02-2BB	1	1 unit	41J
			NOT-AUS	B	3SB39 21-0CH	1	1 unit	41J
	Name plates, round Self-adhesive, external diameter 60 mm, internal diameter 23 mm ³⁾	EMERGENCY-STOP mushroom pushbutton (round version)	Blank	B	3SB39 21-0DA	1	1 unit	41J
			NOT-HALT	B	3SB39 21-0DK	1	1 unit	41J
			NOT-AUS	B	3SB39 21-0DC	1	1 unit	41J
			EMERGENCY STOP	B	3SB39 21-0DD	1	1 unit	41J
	Illuminated, suitable as signaling device for EMERGENCY-STOP, with plug-in connec- tion for 24 V AC/DC ⁴⁾							
Inscription labels								
	Inscription labels For supporting dust resistance	Contact blocks		B	3SB39 01-0CH	100	10 units	41J
	Unit labeling plates	Contact blocks		B	3TX4 210-0H	100	100 units	41B
								

¹⁾ With German inscription "NOT-HALT".

²⁾ Also available in other languages than those listed above. Supplement the Order No. with "-Z" and quote the required inscription in plain text. Additional price on request.


³⁾ For front panel thickness of max. 4 mm.

⁴⁾ The illuminated label can also be operated through the AS-Interface F adapter (see page 13/67).

3SB3 Pushbuttons and Indicator Lights, 22 mm

Accessories and spare parts

Miscellaneous accessories

Version	Use	DT	Order No.	Price per PU	PU (UNIT, SET, M)	PS*	PG
Holders and pressure plates							
 3SB39 01-0AB	Holders For snapping on 3 blocks ¹⁾		▶ 3SB39 01-0AB		100 20 units		41J
 3SB39 01-0AC	Holders with pressure plate For actuating the central contact block of 3 contact blocks ²⁾		▶ 3SB39 01-0AC		100 10 units		41J
 3SB39 01-0AW	Pressure plates For actuating the central contact block of 3 contact blocks ²⁾	B	3SB39 01-0AW		100 10 units		41J
Holders for commanding and signaling elements³⁾							
 3SB39 31-0AA	Holders For plastic version, round		▶ 3SB39 31-0AA		1 10 units		41J
 3SB39 51-0AA	Holders For plastic version, square	B	3SB39 51-0AA		1 1 unit		41J
 3SB39 31-0AC	Holders For metal version, round		▶ 3SB39 31-0AC		1 10 units		41J
 3SB39 21-0BD	Grounding screws For grounding metal actuators for fitting in front plates made of non-conducting materials	B	3SB39 21-0BD		100 50 units		41J

¹⁾ The holder for illuminated commanding devices is included in the scope of supply.

²⁾ The pressure plates can be removed one by one to meet individual requirements.

³⁾ The matching holder for actuators and indicators is included in the scope of supply (exception: Order with order code "B01").

3SB3 Pushbuttons and Indicator Lights, 22 mm

Accessories and spare parts

Miscellaneous accessories

Version	Use	Color	DT	Order No.	Price per PU	PU (UNIT, SET, M)	PS*	PG
Tools								
	Blanking tools 26 mm x 26 mm, for square version		B	3SB39 41-0AF		1	1 unit	41J
3SB39 41-0AF								
	Hole drilling templates for 30 mm x 30 mm grid, horizontal, for round and square versions		C	3SB19 02-2BG		1	1 unit	41J
3SB19 02-2BG								
	Mounting tools For buttons and lenses, metal version		B	3SB39 21-0BC		1	1 unit	41J
3SB39 21-0BC								
	Mounting tools For potentiometer drives and for pushbuttons with extended stroke		C	3SX1 707		1	1 unit	41J
3SX1 707								
	Dismantling tools For contact blocks and lampholders	Blocks with screw terminals	B	3SB39 01-0CB		1	1 unit	41J
3SB39 01-0CB								
	Dismantling tools For contact blocks and lampholders	With spring- type terminals	C	3SB39 01-0CG		1	1 unit	41J
Various accessories								
	Single frames For square design of the round ver- sion	Black	C	3SB39 21-0AU		1	1 unit	41J
3SB39 21-0AU								
	Adapter parts Adapters for 30.5 mm mounting hole, comprising a metal disk with an adhesive layer on one side, degree of protection IP65	As thrust ring for a thin molded-plastic front plate	B	3SB39 21-0AE		1	1 unit	41J
3SB39 21-0AE								
	Printed circuit board holders For mounting the command devices on the printed circuit board (screw is included in the scope of supply)	Contact blocks and lamphold- ers for solder connection	B	3SB39 01-0AA		100	10 units	41J
3SB39 01-0AA								
	Extension plungers For compensation of the distance between a pushbutton and the unlatching button of an overload relay	Pushbuttons with extended stroke	A	3SX1 335		1	1 unit	41J
3SX1 335								

3SB3 Pushbuttons and Indicator Lights, 22 mm Enclosures

General data

Overview



Enclosures with standard and customized equipment

Enclosed pushbuttons and indicator lights are used as hand operated control devices for separately allocated control units and cabinets.

Enclosures with handle are available for suspension (e.g. for crane control units).

The enclosed pushbuttons and indicator lights are available with conventional controls as well as for connection to the AS-Interface bus system.

The following versions are available:

- Enclosures with standard fittings with 1 to 3 command points
- Enclosures with customized equipment with 1 to 6 command points
- Empty enclosures (individual parts must be ordered separately)

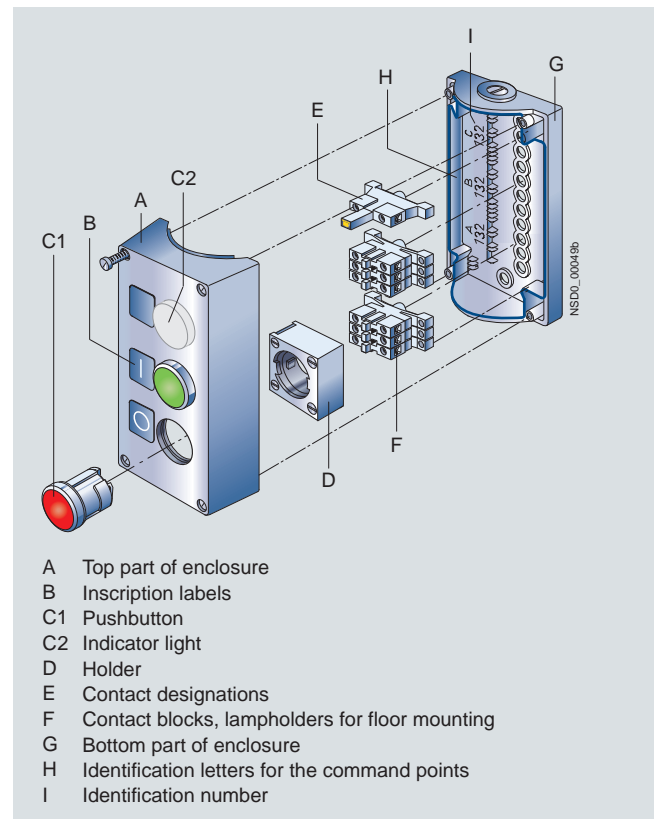
Customer-specific enclosures

On request enclosures with more than 6 command points can also be supplied with AS-Interface connection.

Use the configurator for selection.

For AS-Interface enclosures [see page 13/96](#).

Enclosures with standard fittings



- A Top part of enclosure
- B Inscription labels
- C1 Pushbutton
- C2 Indicator light
- D Holder
- E Contact designations
- F Contact blocks, lampholders for floor mounting
- G Bottom part of enclosure
- H Identification letters for the command points
- I Identification number

Standards

IEC 60947-5-1, EN 60947-5-1

Application

The devices are climate-proof (KTW 24) according to EN ISO 6270-2 and suitable for stationary use (weather-protected) and for use in marine applications.

Technical specifications

Type	3SB38 0.-0, 3SB38 0.-1	3SB38 0.-2, 3SB38 0.-3
Enclosures		
Enclosure material	Plastic	Metal
Actuators and indicators	Plastic, round	Metal, round
Degree of protection acc. to IEC 60529	IP65	IP67 and NEMA Type 4
Climatic withstand capability according to EN ISO 6270-2	KTW 24	
Shock resistance according to IEC 60068-2-27 for half-sine shock type, 11 ms shock duration		
• Devices without incandescent lamp	≤ 50 g	
• Devices with incandescent lamp	≤ 30 g	
Vibration resistance acc. to IEC 60068-2-6		
• Acceleration at frequency 20 ... 200 Hz	5 g	

3SB3 Pushbuttons and Indicator Lights, 22 mm Enclosures

Enclosures with standard fittings

Overview

Enclosures with standard fittings are available with:

- 1 to 3 command points
- Operational voltage up to 400 V
- Vertical mounting type
- Plastic enclosures are equipped with plastic actuators and indicators, metal enclosures are equipped with metal actuators and indicators
- Contact blocks and lampholders for base mounting (are snapped into the enclosure base); screw terminals (box terminals) as standard; some versions also with spring-type terminals (Order No. ends with -0CC0)

Color of enclosure cover:

- Gray, RAL 7035
- Yellow, RAL 1004

Color of enclosure base:

- Black, RAL 9005

Selection and ordering data

Equipment	Contact block function	Number of command points	DT	Screw terminals	Configurator	Order No.	Price per PU	PU (UNIT, SET, M)	PS*	PG

Plastic enclosures with standard fittings

Cable entry top and bottom each 1 x M20



3SB38 01-0DA3



3SB38 01-0.F3



3SB38 02-0DA3



3SB38 03-0DA3

A = Pushbutton green, label "I"	1 NO	1	B	3SB38 01-0DA3				1	1 unit	41J
A = Pushbutton red, label "O"	1 NC	1	B	3SB38 01-0DB3				1	1 unit	41J
A = Pushbutton white, label "I"	1 NO	1	B	3SB38 01-0DD3				1	1 unit	41J
A = Pushbutton black, label "O"	1 NC	1	B	3SB38 01-0DE3				1	1 unit	41J
A = EMERGENCY-STOP mushroom pushbutton, Ø 40 mm, with positive latching according to ISO 13850 and rotate-to-unlatch mechanism										
• With yellow top part, without protective collar	1 NC	1	B	3SB38 01-0DG3				1	1 unit	41J
	2 NC	1	B	3SB38 01-0EG3				1	1 unit	41J
• With yellow top part, with protective collar ¹⁾	1 NC	1	B	3SB38 01-0DF3				1	1 unit	41J
	2 NC	1	B	3SB38 01-0EF3				1	1 unit	41J
B = Pushbutton green, label "I"	1 NO	2	B	3SB38 02-0DA3				1	1 unit	41J
A = Pushbutton red, label "O"	1 NC									
B = Pushbutton white, label "I"	1 NO	2	B	3SB38 02-0DB3				1	1 unit	41J
A = Pushbutton black, label "O"	1 NC									
C = Indicator light clear, label without inscription,	BA 9s ²⁾	3	B	3SB38 03-0DA3				1	1 unit	41J
B = Pushbutton green, label "I",	1 NO,									
A = Pushbutton red, label "O"	1 NC									
C = Pushbutton black, label "II"	1 NO,	3	C	3SB38 03-0DB3				1	1 unit	41J
B = Pushbutton black, label "I",	1 NO,									
A = Pushbutton red, label "O"	1 NC									
C = Indicator light clear, label without inscription,	BA 9s ²⁾	3	C	3SB38 03-0DC3				1	1 unit	41J
B = Pushbutton white, label "I",	1 NO,									
A = Pushbutton black, label "O"	1 NC									

For online configurator see www.siemens.com/sirius/configurators.

Positive opening according to IEC 60947-5-1, Appendix K.

¹⁾ The protective collar must only be used to protect against inadvertent actuating and must be fitted to allow unimpeded access to the EMERGENCY-STOP mushroom pushbutton.

²⁾ Only lampholder; order lamp separately.














3SB3 Pushbuttons and Indicator Lights, 22 mm Enclosures

Enclosures with standard fittings


Equipment	Contact block function	Number of command points	DT	Screw terminals	PU (UNIT, SET, M)	PS*	PG
				Spring-type terminals ³⁾			
				Configurator			
				Order No.	Price per PU		

Metal enclosures with standard fittings

Cable entry top and bottom each 1 x M20

	A = Pushbutton green, label "I"	1 NO	1	B	3SB38 01-2DA3	1	1 unit	41J
	A = Pushbutton red, label "O"	1 NC	1	B	3SB38 01-2DB3	1	1 unit	41J
	A = Pushbutton white, label "I"	1 NO	1	B	3SB38 01-2DD3	1	1 unit	41J
	A = Pushbutton black, label "O"	1 NC	1	B	3SB38 01-2DE3	1	1 unit	41J
	A = EMERGENCY-STOP mushroom pushbutton, Ø 40 mm, with positive latching according to ISO 13850 and rotate-to-unlatch mechanism							
	• With yellow top part, without protective collar	1 NC 	1	B	3SB38 01-2DG3	1	1 unit	41J
		2 NC 	1	B	3SB38 01-2EG3	1	1 unit	41J
	- With M12 socket	2 NC  ²⁾	1	C	3SB38 01-2EG10-0CC0	1	1 unit	41J
	• With yellow top part, with protective collar ¹⁾	1 NC 	1	B	3SB38 01-2DF3	1	1 unit	41J
		2 NC 	1	B	3SB38 01-2EF3	1	1 unit	41J
	A = EMERGENCY-STOP mushroom pushbutton, Ø 60 mm, with positive latching according to ISO 13850 and rotate-to-unlatch mechanism							
	• With yellow top part, with protective collar for 5 padlocks	2 NC 	1	B	3SB38 01-2EA30	1	1 unit	41J
		2 NC  ²⁾	1	B	3SB38 01-2EA30-0CC0	1	1 unit	41J
	A = mushroom pushbutton, Ø 60 mm, black, with positive latching and rotate-to-unlatch mechanism							
	• With gray top part, with protective collar for 5 padlocks	2 NC ²⁾	1	B	3SB38 01-2EB30-0CC0	1	1 unit	41J
	B = Pushbutton green, label "I"	1 NO,	2	B	3SB38 02-2DA3	1	1 unit	41J
	A = Pushbutton red, label "O"	1 NC						
	B = Pushbutton white, label "I"	1 NO,	2	B	3SB38 02-2DB3	1	1 unit	41J
	A = Pushbutton black, label "O"	1 NC						
	C = Indicator light clear, label without inscription,	BA 9s ³⁾ ,	3	B	3SB38 03-2DA3	1	1 unit	41J
	B = Pushbutton green, label "I",	1 NO,						
	A = Pushbutton red, label "O"	1 NC						
	C = Pushbutton black, label "II"	1 NO,	3	B	3SB38 03-2DB3	1	1 unit	41J
	B = Pushbutton black, label "I",	1 NO,						
	A = Pushbutton red, label "O"	1 NC						
	C = Indicator light clear, label without inscription,	BA 9s ³⁾ ,	3	B	3SB38 03-2DC3	1	1 unit	41J
	B = Pushbutton white, label "I",	1 NO,						
	A = Pushbutton black, label "O"	1 NC						

 For online configurator see www.siemens.com/sirius/configurators.

 Positive opening according to IEC 60947-5-1, Appendix K.

¹⁾ The protective collar must only be used to protect against inadvertent actuating and must be fitted to allow unimpeded access to the EMERGENCY-STOP mushroom pushbutton.

²⁾ **-0CC0**: Contact blocks with spring-type terminals.

³⁾ Only lampholder; order lamp separately.

3SB3 Pushbuttons and Indicator Lights, 22 mm Enclosures

Empty enclosures

Selection and ordering data

Version	Number of command points	DT	Configurator	PU (UNIT, SET, M)	PS*	PG
			Order No.	Price per PU		

Empty enclosures, plastic



3SB38 02-0AA3

**Cable entry top and bottom
each 1 x M20 for 1 to 3 command points,
each 1 x M25 for 4 and 6 command points**

For contact blocks, lampholders and accessories with snap-on base mounting, also single-pole front plate blocks can be used (switching state is maintained upon opening), with gray top part

1	B	3SB38 01-0AA3	1	1 unit	41J
2	B	3SB38 02-0AA3	1	1 unit	41J
3	B	3SB38 03-0AA3	1	1 unit	41J
4	B	3SB38 04-0AA3	1	1 unit	41J
6	B	3SB38 06-0AA3	1	1 unit	41J



3SB38 01-0AB3

For EMERGENCY-STOP, for contact blocks, lampholders and accessories with snap-on base mounting, also single-pole front plate blocks can be used (switching state is maintained upon opening)

- With yellow top part, without protective collar

1	B	3SB38 01-0AB3	1	1 unit	41J
---	---	----------------------	---	--------	-----

- With yellow top part, with protective collar¹⁾

1	B	3SB38 01-0AD3	1	1 unit	41J
---	---	----------------------	---	--------	-----

Empty enclosures, metal



3SB38 04-2AA3

**Cable entry top and bottom
each 1 x M20 for 1 to 3 command points,
each 1 x M25 for 4 and 6 command points**

For contact blocks, lampholders and accessories with snap-on base mounting, also single-pole front plate blocks can be used (switching state is maintained upon opening), with gray top part

1	B	3SB38 01-2AA3	1	1 unit	41J
2	B	3SB38 02-2AA3	1	1 unit	41J
3	B	3SB38 03-2AA3	1	1 unit	41J
4	B	3SB38 04-2AA3	1	1 unit	41J
6	B	3SB38 06-2AA3	1	1 unit	41J



3SB38 01-2AB3

For EMERGENCY-STOP, for contact blocks, lampholders and accessories with snap-on base mounting, also single-pole front plate blocks can be used (switching state is maintained upon opening)

- With yellow top part, without protective collar

1	B	3SB38 01-2AB3	1	1 unit	41J
---	---	----------------------	---	--------	-----

- With yellow top part, with protective collar¹⁾

1	B	3SB38 01-2AD3	1	1 unit	41J
---	---	----------------------	---	--------	-----



3SB38 01-2AD3

- With gray top part, with protective collar

1	B	3SB38 01-2AE3	1	1 unit	41J
---	---	----------------------	---	--------	-----

- With yellow top part, with protective collar for 3 padlocks, for mushroom Ø 40 mm, can be locked (BKS, CES, O.M.R.)

1	B	3SB38 01-2EC3	1	1 unit	41J
---	---	----------------------	---	--------	-----



3SB38 01-2EC3

For online configurator see www.siemens.com/sirius/configurators.

¹⁾ The protective collar must only be used to protect against inadvertent actuating and must be fitted to allow unimpeded access to the EMERGENCY-STOP mushroom pushbutton.

3SB3 Pushbuttons and Indicator Lights, 22 mm Enclosures

Customized enclosures

Overview

Customized enclosures are available with:

- 1 to 6 command points
- Operational voltage up to 400 V

One command point comprises:

- 1 actuator or indicator
- Up to 3 contact blocks or up to 2 contact blocks + 1 lamp-holder
- 1 inscription label

For plastic enclosures the command points are equipped as standard with plastic actuators and indicators, for metal enclosures they are equipped with metal actuators and indicators.

For cable entry in each case, a hole is provided at the top and bottom:

- For M20 for 1 to 3 command points
- For M25 for 4 and 6 command points

Ordering notes (selection by configurator)

To order customized enclosures with the 3SB3 control devices (except suspended pushbuttons), use the 3SB3/3SF5 configurator to select the blocks for equipping. An electronic order form will be generated for the additional options. The configurator is available in the electronic catalog CA 01 on DVD or in the online catalog (Mall) on the Internet:

www.siemens.com/industrymall

Supplement the Order No. with the order code "K0Y" (as already listed in the selection table).




The list price of the complete enclosure is generated in the configurator for the customized equipment.

Please send the resulting electronic order form along with your order by e-mail to our Competence Center at

sirius-attach.aud@siemens.com

If you are unable to access either catalog, please contact our Technical Assistance.

Selection and ordering data

Version	Number of command points	DT	Configurator	Price per PU ¹⁾	PU (UNIT, SET, M)	PS*	PG
Plastic enclosures							
	With contact blocks and lampholders for base mounting	1	C	3SB38 01-0AZK0Y	1	1 unit	41J
		2	C	3SB38 02-0AZK0Y	1	1 unit	41J
		3	C	3SB38 03-0AZK0Y	1	1 unit	41J
		4	B	3SB38 04-0AZK0Y	1	1 unit	41J
		6	B	3SB38 06-0AZK0Y	1	1 unit	41J
		With single-pole contact blocks and lampholders for front plate mounting	1	C	3SB38 01-1AZK0Y	1	1 unit
		2	C	3SB38 02-1AZK0Y	1	1 unit	41J
		3	C	3SB38 03-1AZK0Y	1	1 unit	41J
		4	B	3SB38 04-1AZK0Y	1	1 unit	41J
		6	B	3SB38 06-1AZK0Y	1	1 unit	41J
Metal enclosures							
	With contact blocks and lampholders for base mounting	1	C	3SB38 01-2AZK0Y	1	1 unit	41J
		2	C	3SB38 02-2AZK0Y	1	1 unit	41J
		3	C	3SB38 03-2AZK0Y	1	1 unit	41J
		4	C	3SB38 04-2AZK0Y	1	1 unit	41J
		6	C	3SB38 06-2AZK0Y	1	1 unit	41J
		With single-pole contact blocks and lampholders for front plate mounting	1	C	3SB38 01-3AZK0Y	1	1 unit
		2	C	3SB38 02-3AZK0Y	1	1 unit	41J
		3	C	3SB38 03-3AZK0Y	1	1 unit	41J
		4	C	3SB38 04-3AZK0Y	1	1 unit	41J
		6	C	3SB38 06-3AZK0Y	1	1 unit	41J
	Suspended pushbuttons With holding plate and handle, customized equipment ²⁾	max. 6	D	3SB38 87-1AZK0Y	1	1 unit	41J

¹⁾ For online configurator see www.siemens.com/sirius/configurators.

²⁾ The prices depend on the equipment selected.



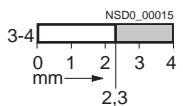
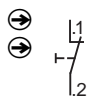
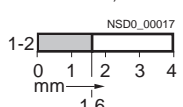

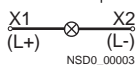
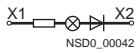

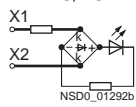
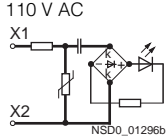
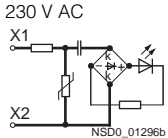
³⁾ Order forms for customized orders are available from Technical Assistance.

3SB3 Pushbuttons and Indicator Lights, 22 mm Enclosures

Contact blocks and lampholders

Selection and ordering data

For self-equipping of the enclosures


Version	Rated voltage/ Diagram	Operating travel/color	DT	Screw terminals	⊕ PU (UNIT, SET, M)	PS*	PG	
		<input type="checkbox"/> Contact closed <input type="checkbox"/> Contact open		Order No.	Price per PU			
Contact blocks for base mounting								
 3SB34 20-0B	Contact blocks with one contact							
	1 NO 1 NO with gold-plated contacts			B	3SB34 20-0B 3SB34 20-0BA	1 1	1 unit 1 unit 41J 41J	
	1 NC 1 NC with gold-plated contacts			C	3SB34 20-0C 3SB34 20-0CA	1 1	1 unit 1 unit 41J 41J	
	BA 9s lampholders							
 3SB34 20-1A	Without lamp	Acc. to lamp 		B	3SB34 20-1A	1	1 unit 41J	
	With integrated voltage reducer and with 130 V lamp (3SX1 731) ¹⁾	230/240 V AC 	Clear	B	3SB34 20-1C	1	1 unit 41J	
 3SB34 20-1PE	Lampholders with inte- grated LED							
	24 V AC/DC		Yellow Red Green Blue White	B ▶ ▶ ▶ B ▶	3SB34 20-1PA 3SB34 20-1PB 3SB34 20-1PC 3SB34 20-1PD 3SB34 20-1PE	1 1 1 1 1	1 unit 1 unit 1 unit 1 unit 1 unit 41J 41J 41J 41J 41J	
	110 V AC		Yellow Red Green Blue White	B B B D B	3SB34 20-1QA 3SB34 20-1QB 3SB34 20-1QC 3SB34 20-1QD 3SB34 20-1QE	1 1 1 1 1	1 unit 1 unit 1 unit 1 unit 1 unit 41J 41J 41J 41J 41J	
	230 V AC		Yellow Red Green Blue White	B B B B B	3SB34 20-1RA 3SB34 20-1RB 3SB34 20-1RC 3SB34 20-1RD 3SB34 20-1RE	1 1 1 1 1	1 unit 1 unit 1 unit 1 unit 1 unit 41J 41J 41J 41J 41J	
	Fixpoint terminals							
			Black	B	3SB39 01-0AG	1	1 unit 41J	
			Blue	B	3SB39 01-0AH	1	1 unit 41J	
			Green/Yellow	B	3SB39 01-0AJ	1	1 unit 41J	

⊕ Positive opening according to IEC 60947-5-1, Appendix K.



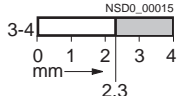
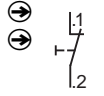
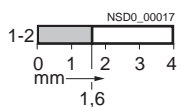
¹⁾ Only use with this lamp.

3SB3 Pushbuttons and Indicator Lights, 22 mm Enclosures

Contact blocks and lampholders

Version	Rated voltage/ Diagram	Operating travel/color	DT	Spring-type terminals	PU (UNIT, SET, M)	PS*	PG
		<input type="checkbox"/> Contact closed <input type="checkbox"/> Contact open					
				Order No.	Price per PU		

Contact blocks for base mounting


Contact blocks with one contact								
 3SB34 23-0B	1 NO			B	3SB34 23-0B	1	1 unit	41J
	1 NO with gold-plated contacts			D	3SB34 23-0BA	1	1 unit	41J
	1 NC			B	3SB34 23-0C	1	1 unit	41J
	1 NC with gold-plated contacts			B	3SB34 23-0CA	1	1 unit	41J
Lampholders with integrated LED		24 V AC/DC	Yellow	B	3SB34 23-1PA	1	1 unit	41J
			Red	B	3SB34 23-1PB	1	1 unit	41J
			Green	B	3SB34 23-1PC	1	1 unit	41J
			Blue	B	3SB34 23-1PD	1	1 unit	41J
			White	B	3SB34 23-1PE	1	1 unit	41J
		110 V AC	Yellow	B	3SB34 23-1QA	1	1 unit	41J
			Red	D	3SB34 23-1QB	1	1 unit	41J
			Green	D	3SB34 23-1QC	1	1 unit	41J
			Blue	D	3SB34 23-1QD	1	1 unit	41J
			White	D	3SB34 23-1QE	1	1 unit	41J
		230 V AC	Yellow	D	3SB34 23-1RA	1	1 unit	41J
			Red	B	3SB34 23-1RB	1	1 unit	41J
			Green	B	3SB34 23-1RC	1	1 unit	41J
			Blue	B	3SB34 23-1RD	1	1 unit	41J
			White	B	3SB34 23-1RE	1	1 unit	41J
Fixpoint terminals			Black	B	3SB34 23-2F	1	1 unit	41J
			Blue	B	3SB34 23-2G	1	1 unit	41J
			Green/Yellow	B	3SB34 23-2H	1	1 unit	41J

3SB34 23-2G

⊕ Positive opening according to IEC 60947-5-1, Appendix K.

Version	DT	Order No.	Price per PU	PU (UNIT, SET, M)	PS*	PG
---------	----	-----------	--------------	-------------------------	-----	----

Accessories

 3SB39 01-0AW	Pressure plates for selector switches and key-operated switches For actuating the central contact block of 3 contact blocks	B	3SB39 01-0AW	100	10 units	41J
---	---	---	---------------------	-----	----------	-----

3SB39 01-0AW