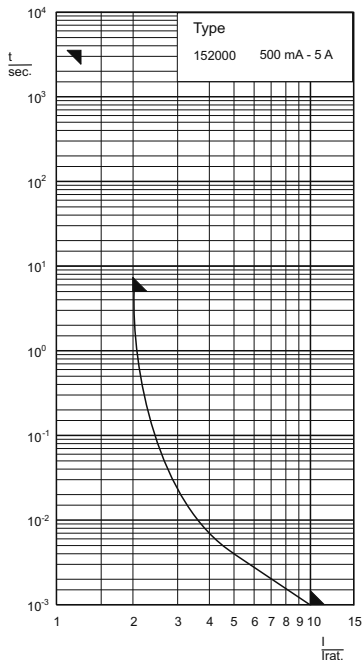


**Type 152000**



Zeit/Strom-Kennlinien  
Time-Current Characteristics



**Aufbau / Construction**

Keramiksubstrat / ceramic substrate  
Schmelzleiter gedruckt / printed fuse-element

Lötwärmebeständigkeit /  
resistance to soldering heat: 260 °C, 10 s (Lötbad / solder bath)  
(nach IEC 60068-2-58 / to IEC 60068-2-58) 260 °C, 10 s (reflow)

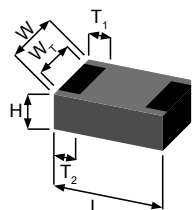
Vibration / vibration: IEC 60068-2-6  
Isolationswiderstand / insulation resistance IEC 60127-4

**Schmelzeitgrenzwerte / Fusing time limits**

Bemessungsstrom Rated Current	1,25 I <sub>n</sub>		2 I <sub>n</sub>		2,75 I <sub>n</sub>		4 I <sub>n</sub>		10 I <sub>n</sub>	
	min.	max.	min.	max.	min.	max.	min.	max.	min.	max.
500 mA - 5 A	1 h	5 s	-	-	-	-	-	-	-	1 ms

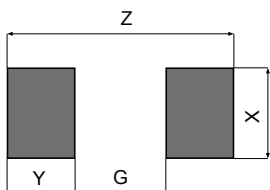
UL 248-14 IEC 60127-4	<b>0603</b> 1,55 x 0,85 mm	32 V	FF superflink very quick acting
--------------------------	-------------------------------	------	---------------------------------------

Abmessungen  
Dimensions



H	0,45 +0,1 / -0,05 mm
L	1,55 ±0,05 mm
W	0,85 ±0,1 mm
W <sub>T</sub>	> 75% von/of W
T <sub>1</sub>	0,3 +0,15 / -0,2 mm
T <sub>2</sub>	0,3 +0,15 / -0,2 mm

Empfohlene Anschlussflächen  
Recommended pad layout



Lötung Soldering	Reflow Reflow	Welle Wave
G	0,5 mm	0,5 mm
X	0,95 mm	1,1 mm
Y	0,95 mm	1,2 mm
Z	2,4 mm	2,9 mm

Artikel-Nr. Article-no.	Bemessungsstrom Rated Current	Bemessungs-Ausschaltvermögen Rated Breaking Capacity	Spannungsfall Voltage Drop	Kaltwiderstand Cold Resistance	Schmelzintegral I <sup>2</sup> t <sub>c</sub> Value	Kennzeichnung Marking	Approbationen Approvals
			mV	mΩ	A <sup>2</sup> s		UL rec. VDE
152000.0,5	500 mA	50 A @ DC 32 V <sup>1)</sup>	361	550	0,0009	F	✓ ✓
152000.0,63	630 mA	50 A @ DC 32 V	331	400	0,0014	CT	✓
152000.0,75	750 mA	50 A @ DC 32 V	258	262	0,002	G	✓
152000.0,8	800 mA	50 A @ DC 32 V	249	237	0,0023	CV	✓
152000.1	1 A	50 A @ DC 32 V <sup>1)</sup>	223	170	0,0028	H	✓ ✓
152000.1,25	1,25 A	50 A @ DC 32 V	180	110	0,0039	J	✓
152000.1,5	1,5 A	50 A @ DC 32 V	155	79	0,0059	K	✓
152000.1,6	1,6 A	50 A @ DC 32 V <sup>1)</sup>	159	76	0,0065	EF	✓ ✓
152000.1,75	1,75 A	50 A @ DC 32 V	138	60	0,0077	L	✓
152000.2	2 A	50 A @ DC 32 V <sup>1)</sup>	150	57	0,0101	N	✓ ✓
152000.2,5	2,5 A	50 A @ DC 32 V	151	37	0,0157	O	✓
152000.3	3 A	50 A @ DC 32 V	126	32	0,0227	P	✓
152000.3,15	3,15 A	50 A @ DC 32 V <sup>1)</sup>	120	29	0,025	EL	✓ ✓
152000.3,5	3,5 A	50 A @ DC 32 V	106	23	0,0308	R	✓
152000.4	4 A	50 A @ DC 32 V	100	19	0,0403	S	✓
152000.5	5 A	50 A @ DC 32 V	85	13	0,2275	T	

<sup>1)</sup> 50 A @ DC 50 V mit/with VDE Approbation/approval

Type	Abk. Abbr.	Beschreibung Description
152000	GT-1K	1.000 Stück gegurtet / 1.000 pieces on tape
	GT-5K	5.000 Stück gegurtet / 5.000 pieces on tape
	GT-20K	20.000 Stück gegurtet / 20.000 pieces on tape
z.B./ e.g.		152000.3,15GT-1K