

# UCG 65-12

12V 65AH

Deep Cycle

# Ultracell®

'Quality in Every Language'

## UCG65-12



## Physical Specification

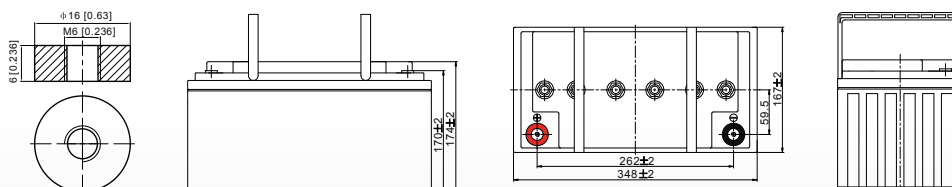
Part Number:	<b>UCG65-12</b>
Length:	<b>348 ± 2 mm</b>
Width:	<b>167 ± 2 mm</b>
Container Height:	<b>178 ± 2 mm</b>
Total Height (with terminal):	<b>178 ± 2 mm</b>
Approx Weight:	<b>Approx 21.0kg</b>

## Specifications

	Normal Voltage	12V
	Normal Capacity (20HR)	65.0AH
Terminal Type	Standard Terminal	F6
	Optional Terminal	-
Container Material	Standard Option	ABS
	Flame Retardant Option (FR)	ABS(UL94:VO)
Rated Capacity	67.6 AH/3.25A	(20hr, 1.80V/cell, 25°C / 77°F)
	65.0 AH/6.05A	(10hr, 1.75V/cell, 25°C / 77°F)
	52.0 AH/10.4A	(5hr, 1.75V/cell, 25°C / 77°F)
	45.3 AH/15.1A	(3hr, 1.75V/cell, 25°C / 77°F)
	35.8 AH/35.8A	(1hr, 1.67V/cell, 25°C / 77°F)
Max Discharge Current	650A (5s)	
Internal Resistance	Approx 7.9mΩ	
Discharge Characteristics	Operating Temp. Range	Discharge: -20 ~ 55°C (-4 ~ 131°F)
		Charge: 0 ~ 40°C (32 ~ 104°F)
		Storage: -20 ~ 50°C (-4 ~ 122°F)
	Nominal Operating Temp. Range	25 ± 3°C (77 ± 5°F)
	Cycle Use	Initial Charging Current less than 16.25A Voltage 14.4V ~ 15.0V at 25°C (77°F) Temp. Coefficient -30mV/°C
	Standby Use	No limit on Initial Charging Current Voltage 13.5V ~ 13.8V at 25°C (77°F) Temp. Coefficient -20mV/°C
Capacity affected by Temperature	40°C (104°F) 103%	
	25°C (77°F) 100%	
	0°C (32°F) 86%	
Design Floating Life at 20°C	12 Years	
Self Discharge	Ultracell batteries may be stored for up to 6 months at 25°C(77°F) and then a refresh charge is required. For higher temperatures the time interval will be shorter.	

## Dimensions

### F6 Terminal



ALL DATA IS SUBJECT TO CHANGE WITHOUT NOTICE

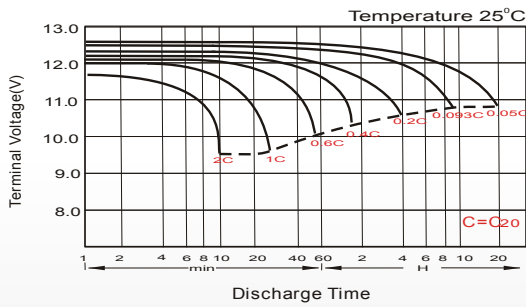
### Constant Current Discharge (Amperes) at 25°C (77°F)

F.V/Time	20 min	30 min	45 min	1h	2h	3h	4h	5h	6h	7h	8h	9h	10h	20h
1.85V/cell	55.0	43.2	32.9	27.6	17.5	13.3	11.0	9.53	8.22	7.28	6.57	6.00	5.67	3.12
1.80V/cell	63.0	48.2	36.3	30.4	18.9	14.3	11.7	10.0	8.63	7.62	6.88	6.31	5.93	3.25
1.75V/cell	70.8	53.0	39.3	32.6	20.1	15.1	12.3	10.4	8.94	7.89	7.10	6.50	6.05	3.32
1.70V/cell	76.2	56.8	41.7	34.5	21.3	15.7	12.7	10.7	9.25	8.15	7.31	6.67	6.19	3.36
1.67V/cell	79.4	59.0	43.2	35.8	21.8	16.2	13.0	10.9	9.40	8.27	7.43	6.76	6.26	3.39
1.60V/cell	86.0	63.2	46.4	38.0	22.7	16.9	13.5	11.3	9.63	8.45	7.56	6.90	6.38	3.44

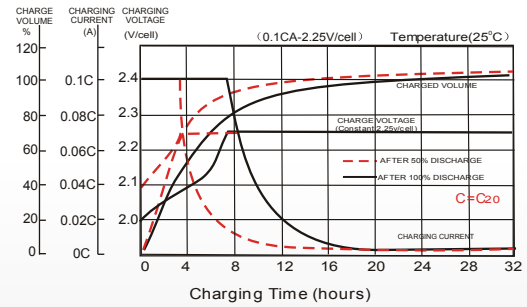
### Constant Power Discharge (Watts) at 25°C (77°F)

F.V/Time	20 min	30 min	45 min	1h	2h	3h	4h	5h	6h	7h	8h	9h	10h	20h
1.85V/cell	105.3	83.2	63.9	53.7	34.2	26.1	21.7	18.8	16.3	14.5	13.1	12.0	11.3	6.23
1.80V/cell	119.0	92.1	69.9	58.9	36.8	27.9	22.9	19.7	17.0	15.1	13.7	12.5	11.8	6.48
1.75V/cell	132.2	100.3	75.0	62.8	38.9	29.4	23.9	20.4	17.6	15.6	14.1	12.9	12.0	6.60
1.70V/cell	140.9	106.5	79.1	66.0	41.0	30.5	24.7	21.0	18.2	16.1	14.5	13.2	12.3	6.68
1.67V/cell	145.0	109.5	81.3	68.1	41.9	31.3	25.2	21.3	18.4	16.3	14.6	13.4	12.4	6.74
1.60V/cell	155.4	116.1	86.7	71.9	43.4	32.4	26.0	21.9	18.8	16.6	14.9	13.6	12.6	6.82

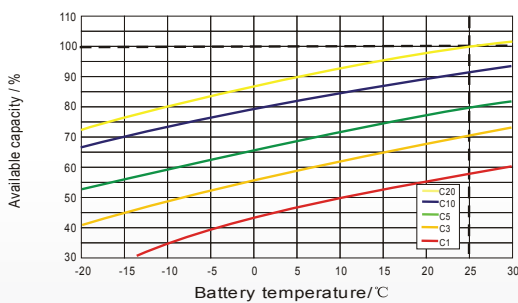
### Discharge Characteristics



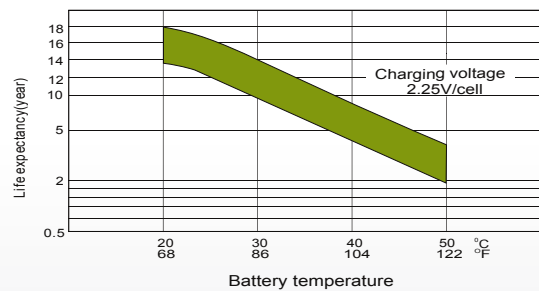
### Float Charging Characteristics



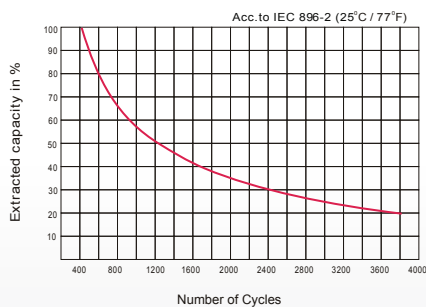
### Temperature Effects in Relation to Battery Capacity



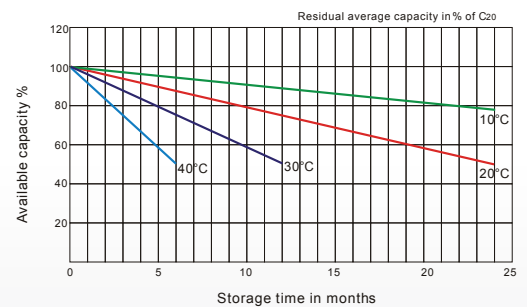
### Effect of Temperature on Long Term Float Life



### Cycle Life in Relation to Depth of Discharge



### General Relation of Capacity VS. Storage Time



ALL DATA IS SUBJECT TO CHANGE WITHOUT NOTICE