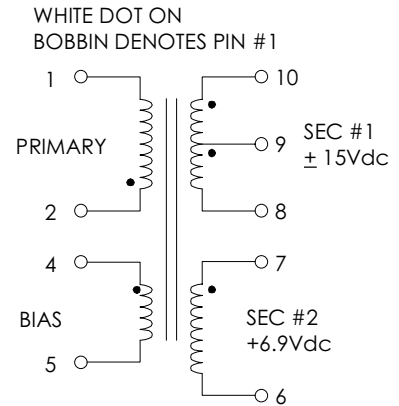


TABLE 1: ELECTRICAL SPECIFICATIONS AT 25 °C
 SWITCHING TRANSFORMER DESIGNED FOR USE WITH POWER INTEGRATIONS
 PWR-TOP202YAI. REFER TO APPLICATION CIRCUIT OF FIGURE 3.

PARAMETER	SPEC LIMITS			UNITS
	MIN.	TYP.	MAX.	
PRIMARY INDUCTANCE (3-1) VOLTAGE = 0.250Vrms FREQUENCY = 100 KHZ	990	1100	1210	μHY
TURN RATIO'S: SEC #1 (10-8) : PRIMARY (2-1) SEC #2 (7-6) : PRIMARY (2-1) BIAS (4-5) : PRIMARY (2-1)	-----	1: 2.75 1:11.00 1: 6.29	-----	± 4% ± 4% ± 4%
PRI LEAKAGE IND. (SEC SHORTED) VOLTAGE = 0.250Vrms FREQUENCY = 100 KHZ	-----	22.0	28.0	μHY
HIPOT: PRIMARY TO SECONDARY BIAS TO SECONDARY	3000 3000	----- -----	----- -----	Vrms Vrms
APP CIRCUIT PARAMETERS: (1) AC LINE VOLTAGE 47/400 Hz SEC #1 OUTPUT VOLTAGE SEC #1 OUTPUT CURRENT SEC #2 REGULATED OUTPUT SEC #2 OUTPUT CURRENT	85 ----- 25.0 ----- 0.0	----- 15.0 ----- 6.9 -----	265 ----- 600 ----- 300	Vac ±Vdc ±mA Vdc mA

FIGURE 1: SCHEMATIC DIAGRAM

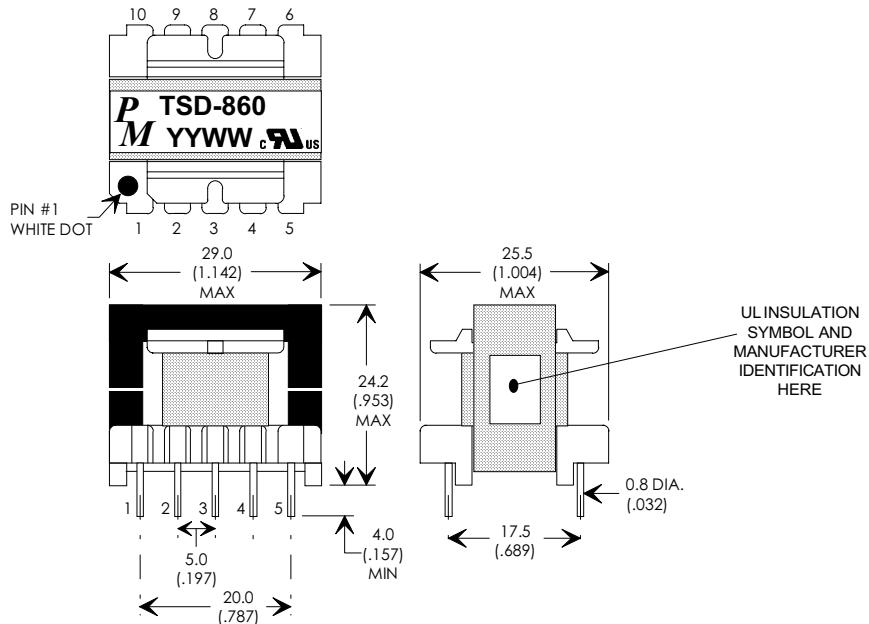


NOTE1:
REINFORCED INSULATION SYSTEM, UL1950, IEC950, CSA-950:
 A) ALL MATERIALS MEET "UL", "CSA" & "IEC" REQUIREMENTS
 B) MARGIN WOUND FOR >2.5mm CREEPAGE.
 C) DESIGNED FOR >5mm CLEARANCE REQUIREMENTS.
 D) VARNISH FINISHED ASSEMBLY.
 E) UL1950 & CSA-950 CERTIFIED: FILE #E162344.
 F) UL CLASS (B) 130 INSULATION SYSTEM PM130-H1A (UL FILE #E177139) OR ANY UL AUTHORIZED CLASS (B) INSULATION SYSTEM.

(1) REFER TO APPLICATION CIRCUIT OF FIGURE 3.



FIGURE 2: PHYSICAL DIMENSIONS mm (INCHES)



REV.	DESCRIPTION OF CHANGES	BY
04/24/96	ORIGINAL RELEASE	TO
11/12/96	CHANGED SEC #2 TO 6.9V	TO
07/29/98	UPDATED MARKING TO UL - NO OTHER CHANGES	AS
05/19/99	UPDATED TO UL CLASS (B) INSULATION SYSTEM	MD

EE, EI28/11, 10-PIN VERTICAL BOBBIN



UNLESS OTHERWISE SPECIFIED
 DIMENSIONS ARE IN MM
 DIMENSIONAL TOLERANCES ARE:
 DECIMALS ANGLES
 .X ± .25 ±0° 30'
 .XX ± .15
 DO NOT SCALE DRAWING

TRANSFORMER CONTROL DRAWING

PREMIER P/N: TSD-860	REVISION: 05/19/99
DRAWN BY: TOM O'NEIL	REF: PWR-TOP202YAI
SCALE: NONE	SHEET: 1 OF 4

APPLICATION NOTES

Premier Magnetic's TSD-860 Switch Mode Transformer was designed for use with Power Integrations, Inc. PWR-TOP202YA1 three terminal off-line PWM switching regulator in the Flyback Buck-Boost circuit configuration. This conversion topology can provide isolated multiple outputs with efficiencies up to 90%. Premier's TSD-860 transformer has been optimized to provide maximum power throughput.

The PWR-TOPXXX series from Power Integrations, Inc. are self contained 100KHz three terminal voltage controlled PWM switching regulators. This series contains all necessary functions for an off-line switched mode control DC power source. These switching regulators provide a very simple solution to off-line designs. The inductors and transformer used with the PWR-TOPXXX are critical to the performance of the circuit. They define the overall efficiency, output power and overall physical size.

Below is a universal input high precision 20 watt application circuit utilizing Power Integrations PWR-TOP202 switching regulator in the flyback buck-boost configuration. The component values listed are intended for reference purposes only. A properly sized heat sink for the PWR-TOP202 is required for efficient and reliable operation. Soft start capacitor C_{ss} is optional and application dependent.

FIGURE 3: TYPICAL APPLICATION CIRCUIT

PREMIER MAGNETICS PART NUMBERS:
(REQUEST DATA SHEETS BY PART#)


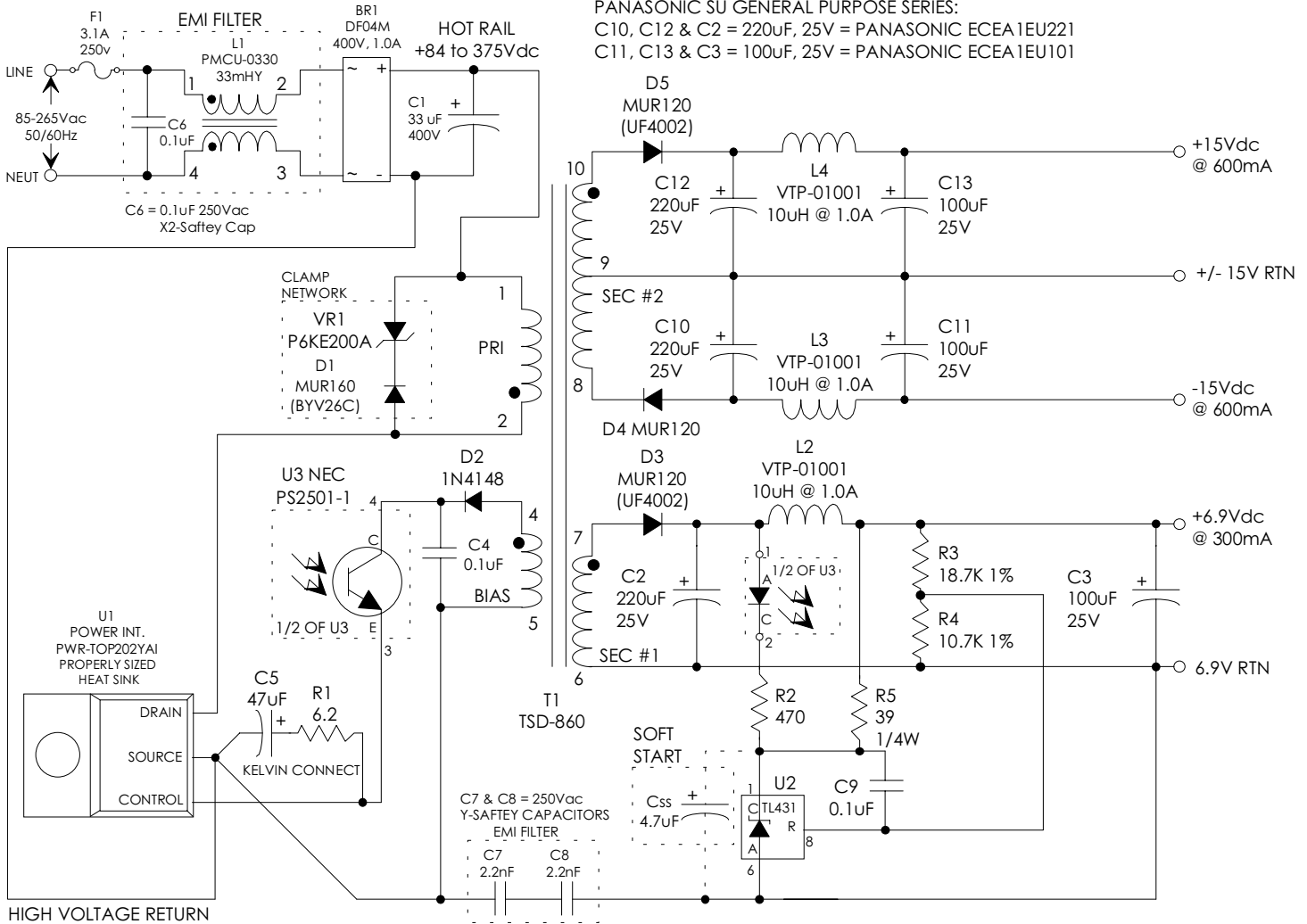
- L1 = PMCU-0330 33mHy EMI/RFI CMC
- T1 = TSD-860 MAIN SWITCHING TRANSFORMER
- L2 = VTP-01001 10uHy, 1.0Amp INDUCTOR

ALUMINUM ELECTROLYTIC FILTER CAPACITOR RATINGS:

$\pm 15V$ OUTPUT: C10 & C12 $\geq 25V$, Ripple Rated $\geq 300mA$ @ 100KHz @ Max. Op. Temp.
 $+5.2V$ OUTPUT: C2 $\geq 10V$, Ripple Rated $\geq 300mA$ @ 100KHz @ Max. Op. Temp.

PANASONIC SU GENERAL PURPOSE SERIES:

C10, C12 & C2 = 220uF, 25V = PANASONIC ECEA1EU221
 C11, C13 & C3 = 100uF, 25V = PANASONIC ECEA1EU101



UNLESS OTHERWISE SPECIFIED
 DIMENSIONS ARE IN MM
 DIMENSIONAL TOLERANCES ARE:
 DECIMALS ANGLES
 .X $\pm .25$ $\pm 0^\circ 30'$
 .XX $\pm .15$
 DO NOT SCALE DRAWING

TRANSFORMER CONTROL DRAWING	
PREMIER P/N: TSD-860	REVISION:05/19/99
DRAWN BY: TOM O'NEIL	REF: PWR-TOP202YA1
SCALE: NONE	SHEET: 2 OF 4