

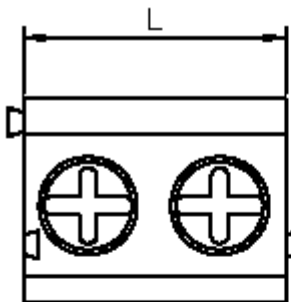


PART NO.

PA001-2

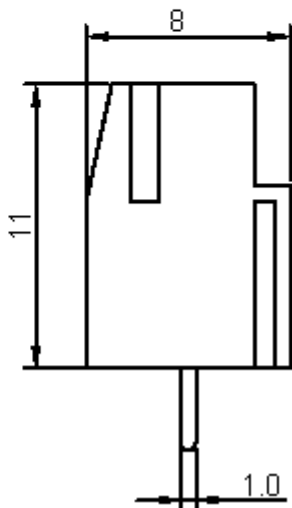
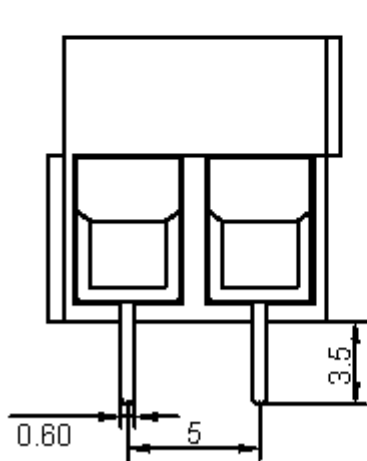
REVISIONS

ECN #	REV	DESCRIPTION	DRAWN	DATE	CHECKD	DATE	APPRVD	DATE
-	A	RELEASED	Kavitha	10/9/07	Suresh	10/9/07	G. C	25/9/07



Specifications:

Housing Material : Nylon 66.
 Voltage : 300V.
 Current : 10A.
 Working Temperature : 75°C.
 Screws : M2.6 x 5.



Dimensions : Millimetres

This data sheet and its contents (the "Information") belong to the Premier Farnell Group (the "Group") or are licensed to it. No licence is granted for the use of it other than for information purposes in connection with the products to which it relates. No licence of any intellectual property rights is granted. The Information is subject to change without notice and replaces all data sheets previously supplied. The Information supplied is believed to be accurate but the Group assumes no responsibility for its accuracy or completeness, any error in or omission from it or for any use made of it. Users of this data sheet should check for themselves the Information and the suitability of the products for their purpose and not make any assumptions based on information included or omitted. Liability for loss or damage resulting from any reliance on the Information or use of it (including liability resulting from negligence or where the Group was aware of the possibility of such loss or damage arising) is excluded. This will not operate to limit or restrict the Group's liability for death or personal injury resulting from its negligence. SPC MULTICOMP is the registered trademark of the Group. © Premier Farnell plc 2007.

TOLERANCES:

UNLESS OTHERWISE SPECIFIED, DIMENSIONS ARE FOR REFERENCE PURPOSES ONLY.

DRAWN BY:	DATE:
Kavitha	10/09/07
CHECKED BY:	DATE:
Suresh	10/09/07
APPROVED BY:	DATE:
G.Cook	25/09/07

DRAWING TITLE:

PA001-2 - PCB Vertical Terminal Block

SIZE	DWG NO.	ELECTRONIC FILE	REV
A	M10000643	PA001-2P_DWG	A
SCALE: NTS	U.O.M.: mm	SHEET: 1 OF 2	



PART NO.

PA001-2

REVISIONS

ECN #	REV	DESCRIPTION	DRAWN	DATE	CHECKD	DATE	APPRVD	DATE
-	A	RELEASED	Kavitha	10/9/07	Suresh	10/9/07	G. C	25/9/07

Specification Table

Description	Poles	Length (L)	Part Number
Terminal Block, PCB 2 Way Vertical	2	10	PA001-2
Terminal Block, PCB 3 Way Vertical	3	15	PA001-3
Terminal Block, PCB 4 Way Vertical	4	20	PA001-4
Terminal Block, PCB 6 Way Vertical	6	30	PA001-6
Terminal Block, PCB 8 Way Vertical	8	40	PA001-8
Terminal Block, PCB 10 Way Vertical	10	50	PA001-10

Dimensions : Millimetres

<http://www.farnell.com>

<http://www.newark.com>

<http://www.cpc.co.uk>

This data sheet and its contents (the "Information") belong to the Premier Farnell Group (the "Group") or are licensed to it. No licence is granted for the use of it other than for information purposes in connection with the products to which it relates. No licence of any intellectual property rights is granted. The Information is subject to change without notice and replaces all data sheets previously supplied. The Information supplied is believed to be accurate but the Group assumes no responsibility for its accuracy or completeness, any error in or omission from it or for any use made of it. Users of this data sheet should check for themselves the Information and the suitability of the products for their purpose and not make any assumptions based on information included or omitted. Liability for loss or damage resulting from any reliance on the Information or use of it (including liability resulting from negligence or where the Group was aware of the possibility of such loss or damage arising) is excluded. This will not operate to limit or restrict the Group's liability for death or personal injury resulting from its negligence. SPC MULTICOMP is the registered trademark of the Group. © Premier Farnell plc 2007.

TOLERANCES:
UNLESS OTHERWISE SPECIFIED, DIMENSIONS ARE FOR REFERENCE PURPOSES ONLY.

DRAWN BY:	DATE:
Kavitha	10/09/07
CHECKED BY:	DATE:
Suresh	10/09/07
APPROVED BY:	DATE:
G.Cook	25/09/07

DRAWING TITLE:				PA001-2 - PCB Vertical Terminal Block			
SIZE	DWG NO.	ELECTRONIC FILE		REV			
A	M10000643	PA001-2P_DWG		A			
SCALE: NTS			U.O.M.: mm		SHEET: 2 OF 2		