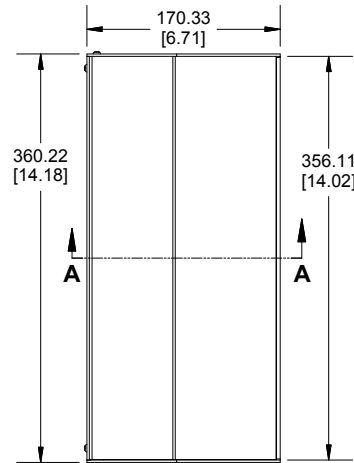
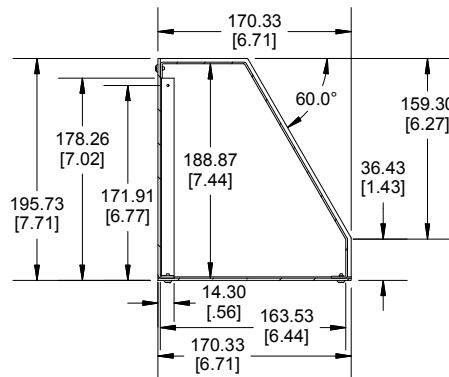


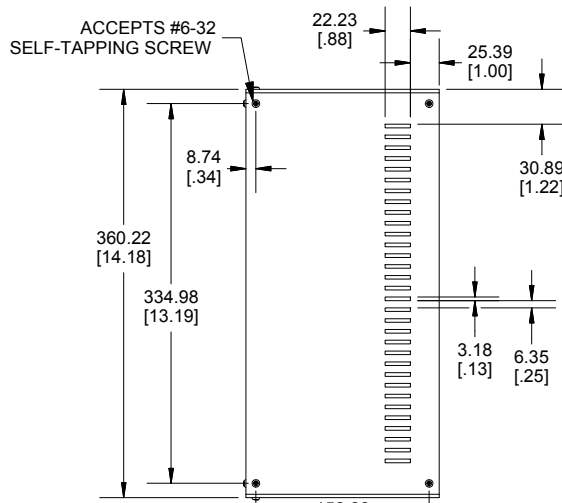
BACK VIEW



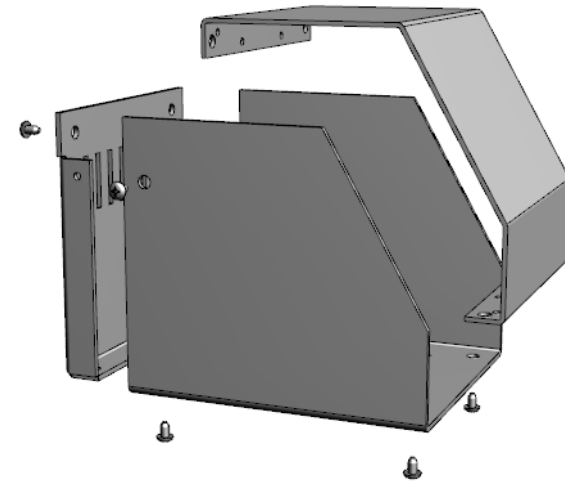
TOP VIEW



**SECTION A-A
SIDE VIEW**



BOTTOM VIEW



Enclosures can be Factory Modified (Milling, Drilling, Printing etc.)
 Contact Factory mjm@hammondmfg.com for quotes
 Solid models of this enclosure available in STEP or IGES.
 (Part number and text placement/orientation on our products are subject to change,
 we do not recommend using them as a locating reference for modification purposes)

NOTE

Purchased assembly includes Enclosure Bottom, Top, Back, 8 cover screws and 4 rubber feet.
 Enclosure made from 12 Gauge Aluminum.

Recommended Cover screw torque -- 13-14 lbf-in (150-160 cN-m)

SCEM351619WH	
ENCLOSURE	
Aluminum painted Blue / Grey	SCEM351619WH
ACCESSORIES	
#6-32 x 1/4" Self-Tapping screw (8 pkg)	1421J8

**HAMMOND
MANUFACTURING**

SCEM351619WH

www.hammondmfg.com

Dimensions:
 mm
 [inches]