

Pin type Power Inductor

RCH114



Description

- Ferrite drum core construction.
- Magnetically unshielded.
- LxWxH: 10.5x10.5x14.4mm Max.
- Product weight: 4.1 g(Ref.)
- Moisture Sensitivity Level: 1
- RoHS compliance.



Applications

- Ideally used in Printers, LCD TV, DVD, Copy Machine, Main board of the compounding machines etc. as DC-DC Converter inductors.

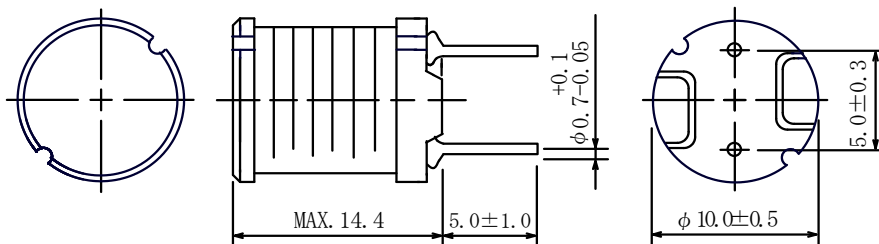
Environmental Data

- Operating temperature range: $-40^{\circ}\text{C} \sim +100^{\circ}\text{C}$
(including coil's self temperature rise)
- Storage temperature range: $-40^{\circ}\text{C} \sim +100^{\circ}\text{C}$

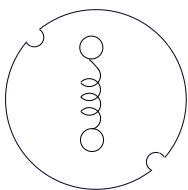
Packaging

- Box packaging (100pcs/box).

Dimensions - [mm]



Schematics- [mm]



Note: This specification is subject to change without notice. Please contact your nearest sales office for updated information when placing an order.

Pin type Power Inductor

RCH114



Electrical Characteristics

Part No.	Inductance [Within] (μ H)※1	D.C.R(Ω) Max.(Typ.)	Saturation Current(A)※2 Max.(Typ.) 20°C	Temperature rise current (A) (Typ.) ※3
RCH114NP-6R3MB	6.3 \pm 20%	26.0m (20.0m)	8.20(9.20)	(5.60)
RCH114NP-7R5MB	7.5 \pm 20%	29.0m(22.0m)	7.70(8.60)	(5.40)
RCH114NP-8R8MB	8.8 \pm 20%	30.0m(23.0m)	7.00(7.80)	(5.00)
RCH114N -100KB	10 \pm 10%	33.0m(25.0m)	6.70(7.50)	(4.80)
RCH114NP-120KB	12 \pm 10%	35.0m(27.0m)	5.90(6.60)	(4.60)
RCH114N -150KB	15 \pm 10%	39.0m(30.0m)	5.30(5.90)	(4.40)
RCH114NP-180KB	18 \pm 10%	47.0m(36.0m)	4.90(5.50)	(4.20)
RCH114NP-220KB	22 \pm 10%	51.0m(39.0m)	4.50(5.00)	(4.00)
RCH114NP -270KB	27 \pm 10%	57.0m(44.0m)	4.00(4.50)	(3.70)
RCH114NP -330KB	33 \pm 10%	64.0m(49.0m)	3.70(4.20)	(3.60)
RCH114NP-390KB	39 \pm 10%	74.0m(57.0m)	3.30(3.70)	(3.30)
RCH114NP -470KB	47 \pm 10%	83.0m(64.0m)	3.00(3.40)	(3.10)
RCH114NP-560KB	56 \pm 10%	104m(80.0m)	2.70(3.10)	(2.70)
RCH114NP-680KB	68 \pm 10%	117m(90.0m)	2.50(2.80)	(2.50)
RCH114NP-820KB	82 \pm 10%	130m(100m)	2.30(2.60)	(2.40)
RCH114NP-101KB	100 \pm 10%	143m(110m)	1.90(2.20)	(2.30)
RCH114NP-121KB	120 \pm 10%	195m(150m)	1.80(2.00)	(2.10)
RCH114NP-151KB	150 \pm 10%	221m(170m)	1.70(1.90)	(1.90)
RCH114NP-181KB	180 \pm 10%	260m(200m)	1.50(1.72)	(1.80)
RCH114NP-221KB	220 \pm 10%	350m(270m)	1.30(1.50)	(1.68)
RCH114NP 271KB	270 \pm 10%	390m(300m)	1.20(1.36)	(1.50)
RCH114NP-331KB	330 \pm 10%	520m(400m)	1.10(1.22)	(1.30)
RCH114NP-391KB	390 \pm 10%	570m(440m)	970m(1.08)	(1.25)
RCH114NP-471KB	470 \pm 10%	650m(500m)	950m(1.05)	(1.19)
RCH114NP-561KB	560 \pm 10%	790m(610m)	860m(950m)	(1.04)
RCH114NP-681KB	680 \pm 10%	960m(740m)	780m(880m)	(850m)
RCH114NP-821KB	820 \pm 10%	1.22(940m)	700m(780m)	(790m)
RCH114NP-102KB	1000 \pm 10%	1.60(1.30)	620m(690m)	(680m)

Note: This specification is subject to change without notice. Please contact your nearest sales office for updated information when placing an order.

Pin type Power Inductor

RCH114



RCH114NP-122KB	1200 ± 10%	2.20(1.80)	580m(660m)	(650m)
RCH114NP-152KB	1500 ± 10%	2.50(2.00)	550m(610m)	(600m)
RCH114NP-182KB	1800 ± 10%	2.90(2.30)	500m(550m)	(500m)
RCH114NP-222KB	2200 ± 10%	3.20(2.60)	430m(480m)	(460m)
RCH114NP-272KB	2700 ± 10%	3.70(3.00)	390m(430m)	(430m)
RCH114NP-332KB	3300 ± 10%	5.00(4.00)	360m(400m)	(370m)
RCH114NP-392KB	3900 ± 10%	5.60(4.50)	320m(360m)	(360m)
RCH114NP-472KB	4700 ± 10%	7.40(5.90)	310m(350m)	(310m)
RCH114NP-562KB	5600 ± 10%	8.20(6.60)	280m(310m)	(300m)
RCH114NP-682KB	6800 ± 10%	11.9(9.50)	250m(280m)	(260m)
RCH114NP-822KB	8200 ± 10%	14.0(11.0)	230m(250m)	(240m)
RCH114NP-103KB	10000 ± 10%	16.0(13.0)	200m (220m)	(230m)
RCH114NP-123KB	12000 ± 10%	21.0(17.0)	190m(210m)	(200m)
RCH114NP-153KB	15000 ± 10%	24.0(19.0)	160m(180m)	(190m)
RCH114NP-183KB	18000 ± 10%	27.0(22.0)	150m(170m)	(180m)
RCH114NP-223KB	22000 ± 10%	34.0(27.0)	140m(160m)	(160m)
RCH114NP-273KB	27000 ± 10%	39.0(31.0)	130m(140m)	(150m)
RCH114NP-333KB	33000 ± 10%	51.0(41.0)	120m(130m)	(140m)
RCH114NP-393KB	39000 ± 10%	58.0(46.0)	110m(120m)	(120m)

※1 Measuring frequency Inductance: 6.3μH – 8.8μH (7.96MHz), 10μH – 39mH (1kHz)

※2 Saturation current: This indicates the value of D.C. current when the inductance becomes 10% lower than its initial value.

※3 Temperature rise current: The actual current when temperature of coil rise is $\Delta T=40^{\circ}\text{C}$ (Ta=20°C)

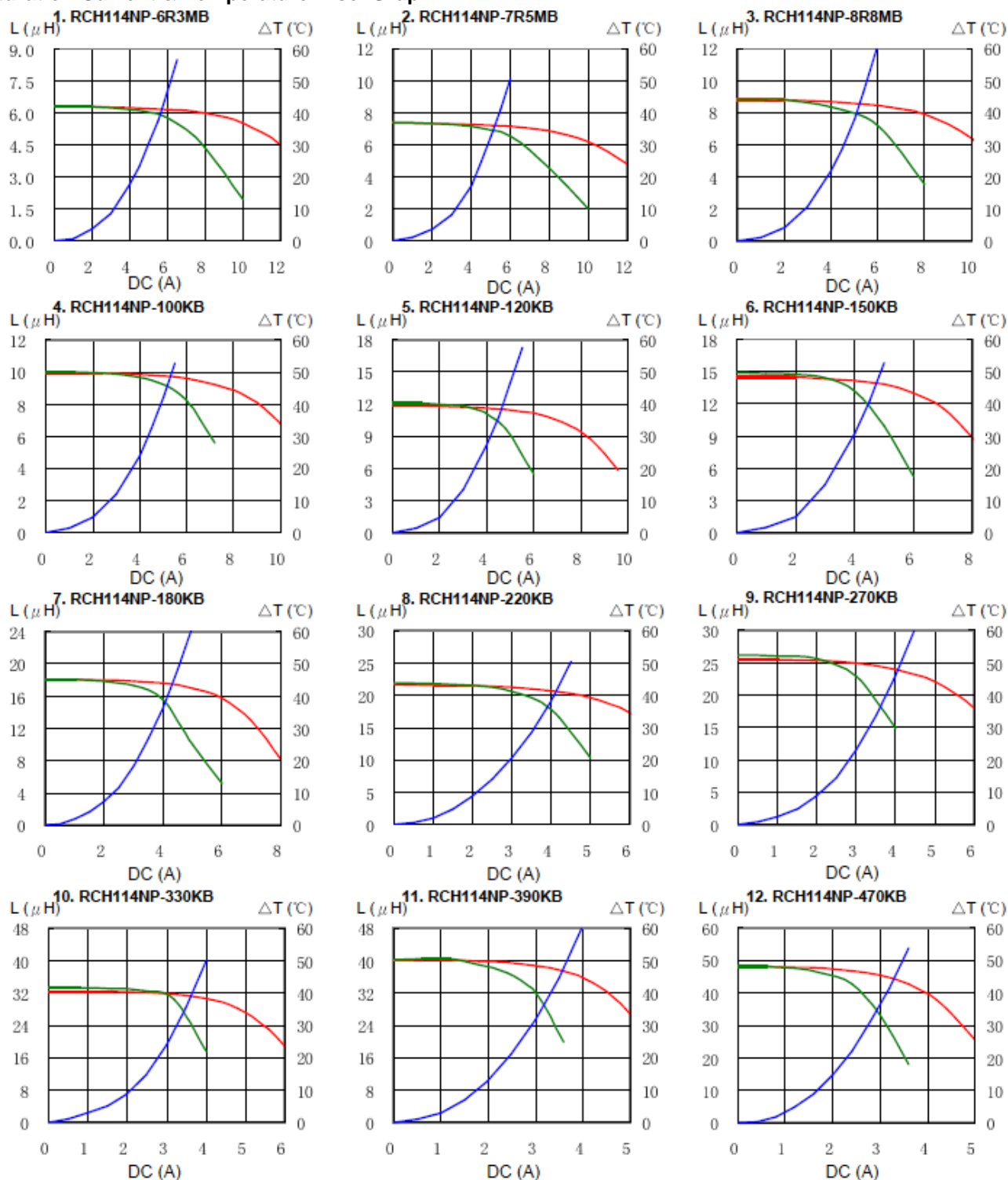
Pin type Power Inductor

RCH114



Saturation Current & Temperature Rise Graph

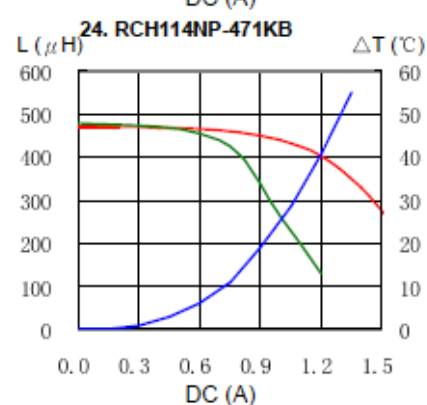
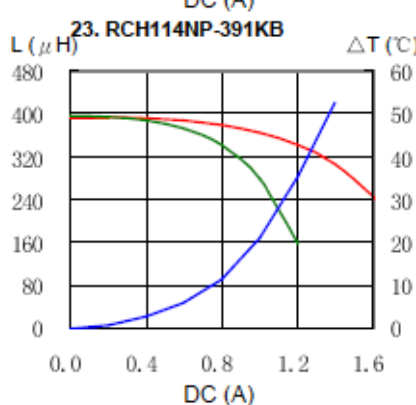
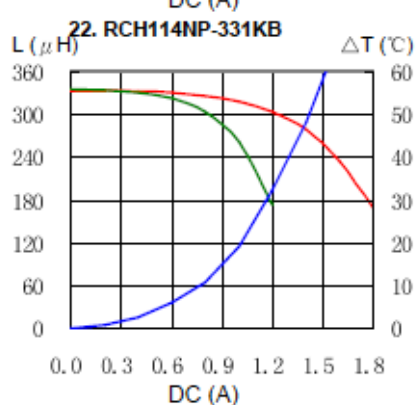
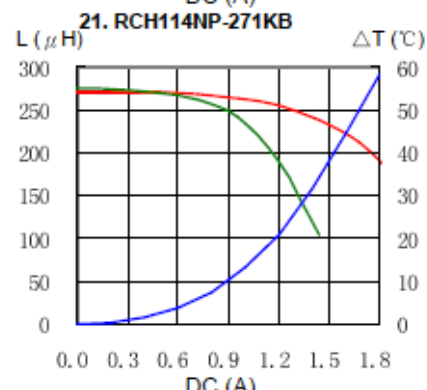
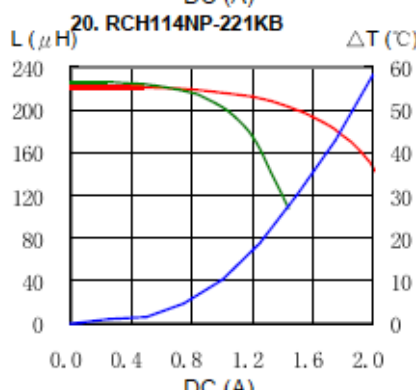
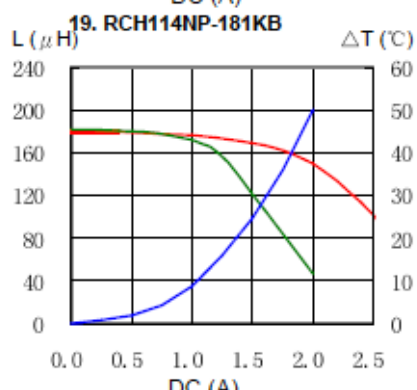
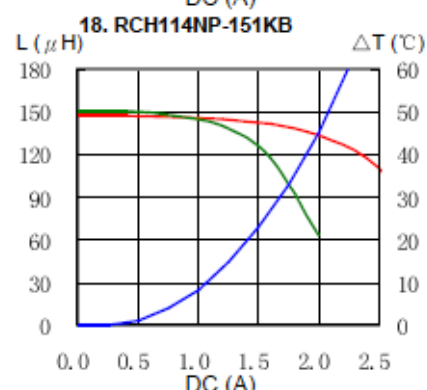
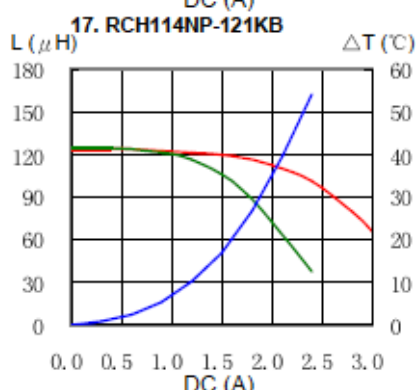
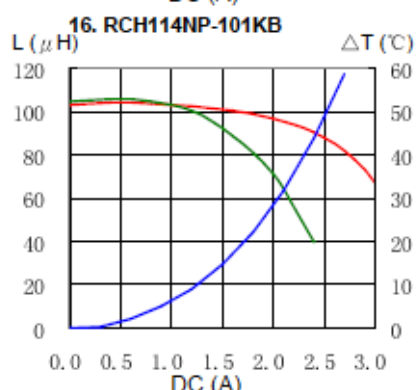
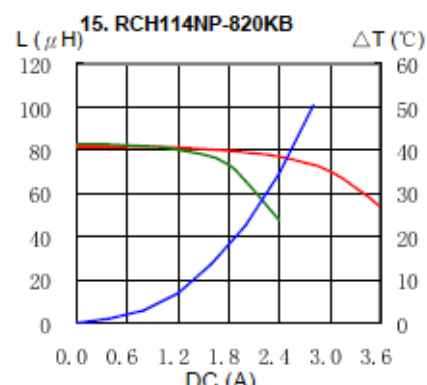
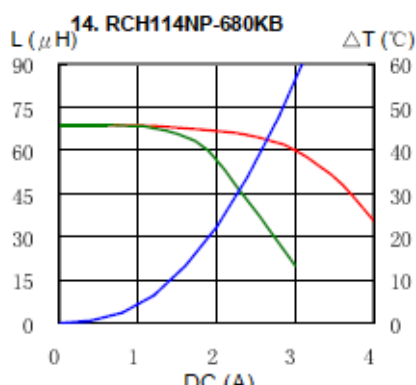
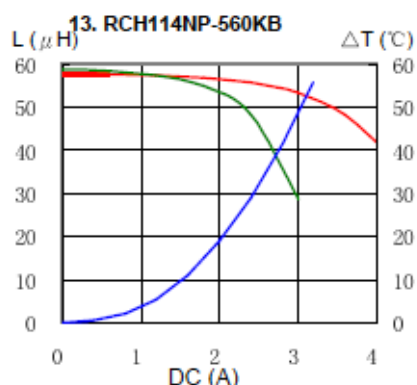
— L(20°C) — L(100°C) — ΔT



Note: This specification is subject to change without notice. Please contact your nearest sales office for updated information when placing an order.

Pin type Power Inductor

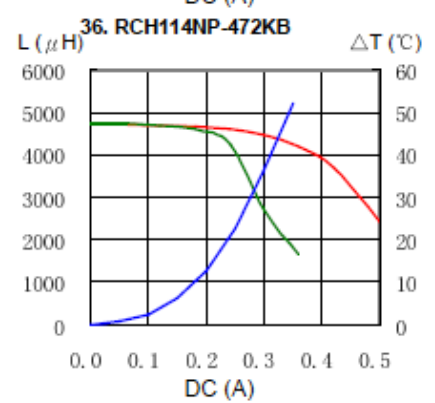
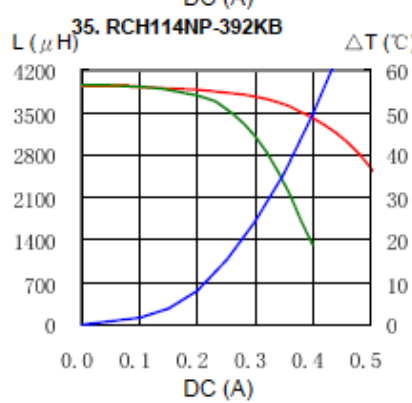
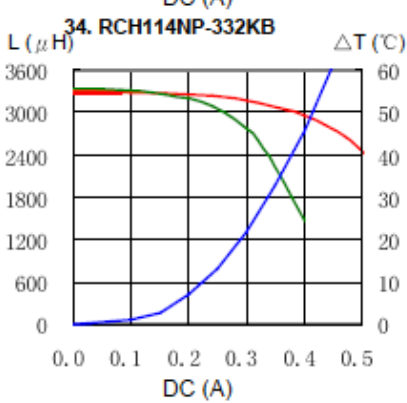
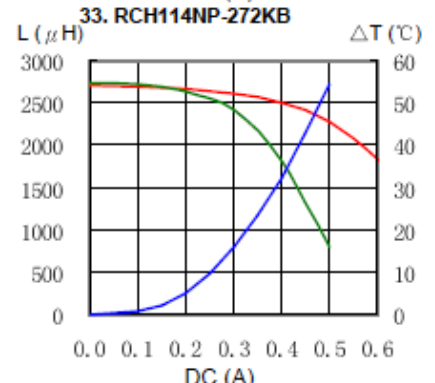
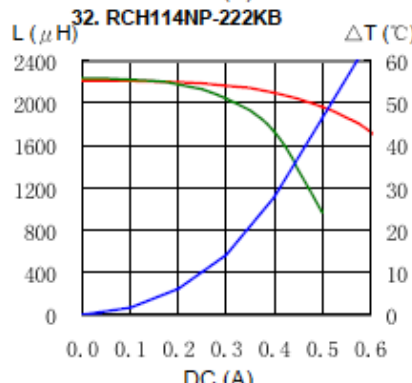
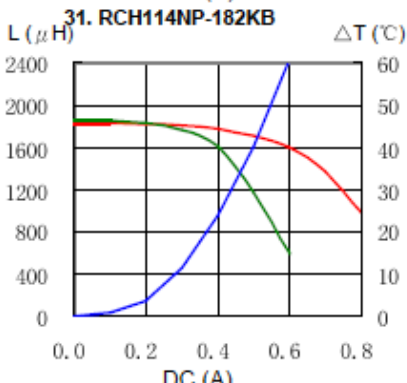
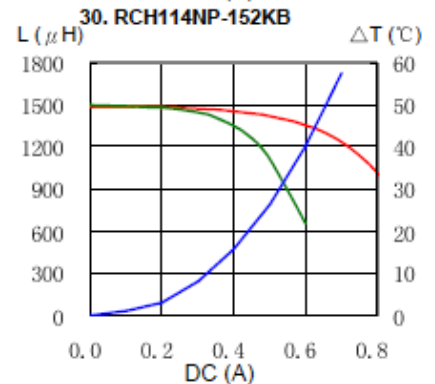
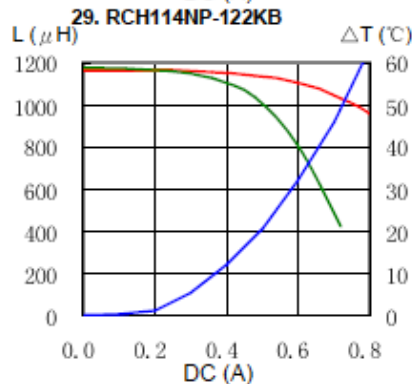
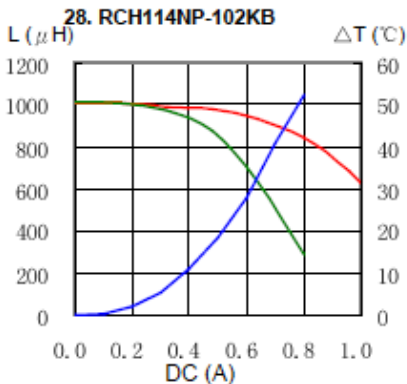
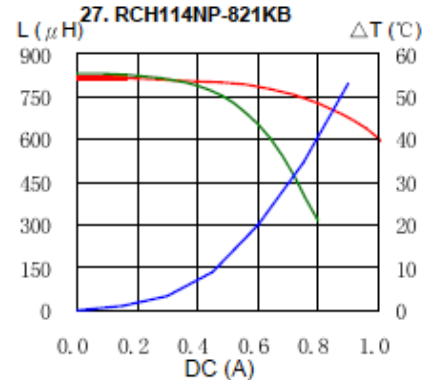
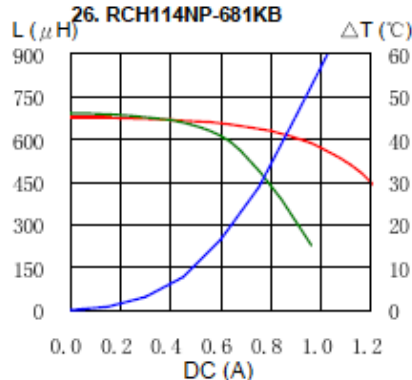
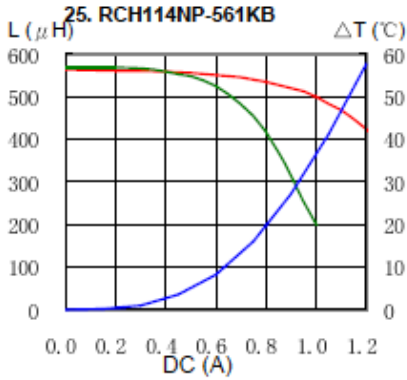
RCH114



Note: This specification is subject to change without notice. Please contact your nearest sales office for updated information when placing an order.

Pin type Power Inductor

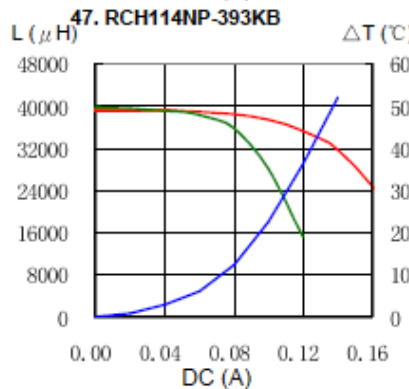
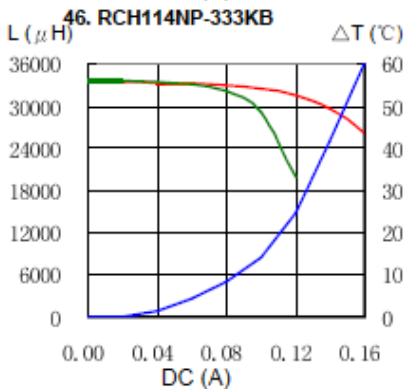
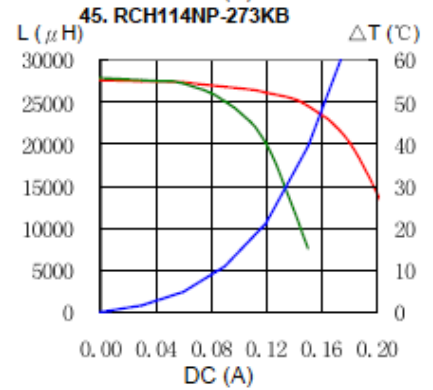
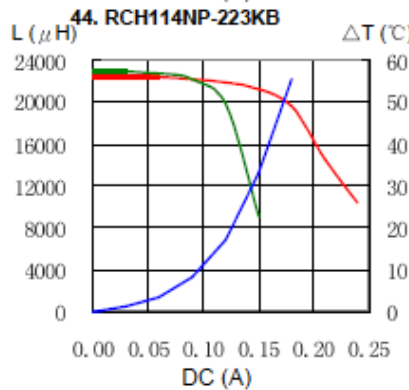
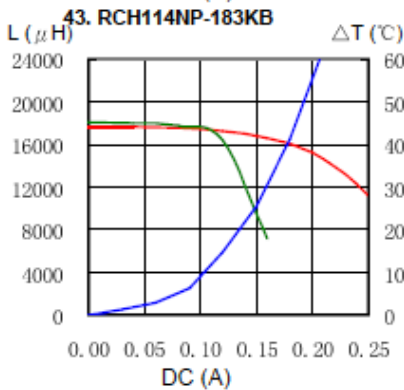
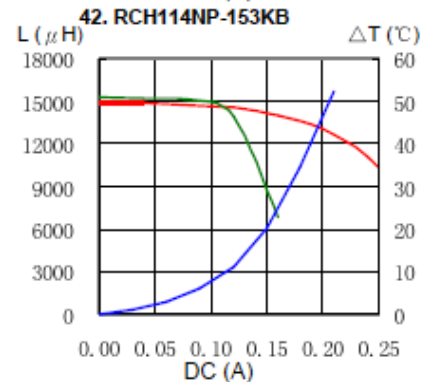
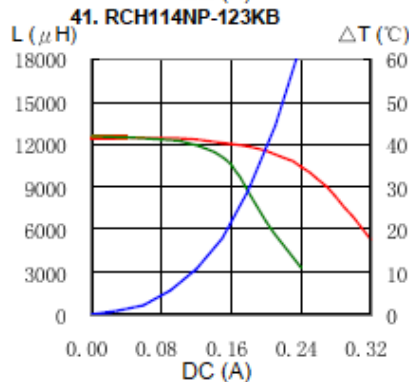
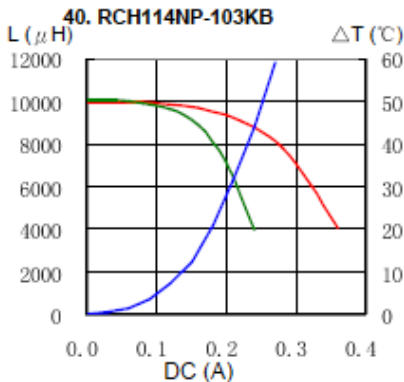
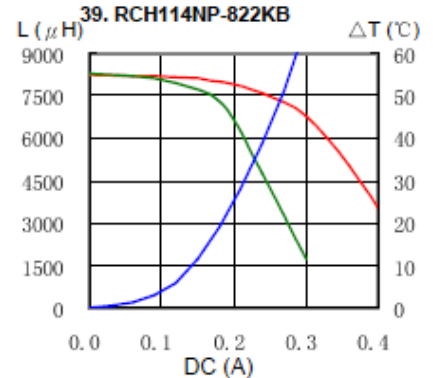
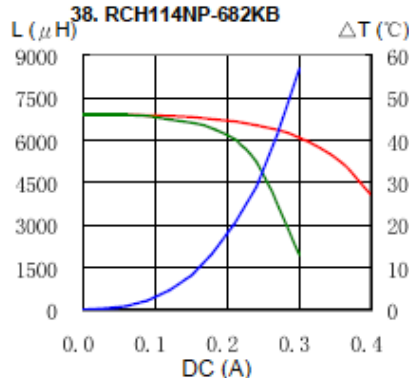
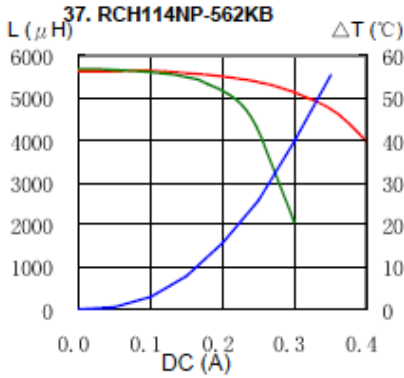
RCH114



Note: This specification is subject to change without notice. Please contact your nearest sales office for updated information when placing an order.

Pin type Power Inductor

RCH114



For sales office information, please [click here](#) to visit our website.

Note: This specification is subject to change without notice. Please contact your nearest sales office for updated information when placing an order.

Pin type Power Inductor

RCH114



Note: This specification is subject to change without notice. Please contact your nearest sales office for updated information when placing an order.