





AK1550/..-3.5-GREEN



Technical Data

Wire sizes		Insulating Material	
Solid min	0.14 mm ²	Material	PA 6.6
Solid max	1.5 mm ²	Flammability Class	UL 94 V-0
Stranded (flexible) min	0.14mm ²	Temperatures	
Stranded (flexible) max	1.5 mm ²	Operating Temperature (without mech. load)	-40 °C - 105 °C
Stranded with Ferrule min	0.25 mm ²	Store Temperature	-40 °C - 105 °C
Stranded with Ferrule max	1.0 mm ²	Wave Soldering Process	
Dimensions		Soldering Temperature, recommended	-
Stripped Length	7.0 mm	Peak Soldering Time, recommended	-
Materials		Reflow Process	
Clamp	Brass	Soldering Temperature, recommended	-
Screw	Bronze	Peak Soldering Time, recommended	-
Contact Spring	Bronze		

Colours

	GREEN, RAL 6018
	BLACK, RAL 9011
	BLUE, RAL 5015
	LIGHT GREEN, similar RAL 6018

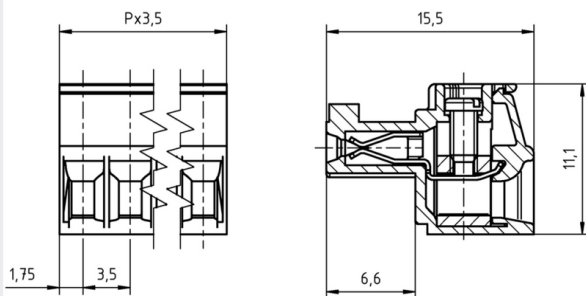
Colours according to RAL, there may be variations on colour due to production conditions. Special colours on request.

Counterparts (Spacing 3.5 mm)

Pin Strip

STL1550






In combination of connectors with different admission data, the lower value is valid.



Order Data (Spacing 3.5 mm)

Poles	Width (mm)	Article Designation	Article Number	PU
2	7.00	AK1550/2-3.5-GREEN	51550020001 F	200
3	10.50	AK1550/3-3.5-GREEN	51550030001 F	200
4	14.00	AK1550/4-3.5-GREEN	51550040001 F	200
5	17.50	AK1550/5-3.5-GREEN	51550050001 F	200
6	21.00	AK1550/6-3.5-GREEN	51550060001 E	100
7	24.50	AK1550/7-3.5-GREEN	51550070001 E	100
8	28.00	AK1550/8-3.5-GREEN	51550080001 D	50
9	31.50	AK1550/9-3.5-GREEN	51550090001 D	50
10	35.00	AK1550/10-3.5-GREEN	51550100001 D	50
11	38.50	AK1550/11-3.5-GREEN	51550110001 D	50
12	42.00	AK1550/12-3.5-GREEN	51550120001 D	50
13	45.50	AK1550/13-3.5-GREEN	51550130001 D	50
14	49.00	AK1550/14-3.5-GREEN	51550140001 D	50
15	52.50	AK1550/15-3.5-GREEN	51550150001 D	50
16	56.00	AK1550/16-3.5-GREEN	51550160001 D	50
17	59.50	AK1550/17-3.5-GREEN	51550170001 D	50
18	63.00	AK1550/18-3.5-GREEN	51550180001 D	50
19	66.50	AK1550/19-3.5-GREEN	51550190001 D	50
20	70.00	AK1550/20-3.5-GREEN	51550200001 D	50

Accessoires

Figure	Designation	Article Number
	Series AK(Z)1550 with pull relief	Order Data: on request
	Bridge, 2-pole, BR/2-3.5/3.81-L7.5	Order Data: 50000000015
	Bridge, 3-pole, BR/3-3.5/3.81-L7.5	Order Data: 50000000016
	Bridge, 2-pole, insulated, BR/2-7.0/7.62-L7.5-LIGHT GREY	Order Data: 50000000018
	Bridge, 2-pole, angled, BR/2-3.5/3.81-H-L7.5	Order Data: 50000000029

Ratings

UseGroup	cRU [®] US			VDE	
	B	C	D		
Rated Voltage	300 V	-	300 V	160 V	
Rated Current	8 A	-	8 A	8 A	
Overvoltage Category				III	
Rated Wire Size				min	max
- solid	AWG 28-16	-	AWG 28-16	0.5 mm ² (6 A)	1.5 mm ² (8 A)
- stranded	AWG 28-16	-	AWG 28-16	0.5 mm ² (6 A)	1.5 mm ² (8 A)
Torque	0.25 Nm	-	0.25 Nm	0.25 Nm	
Screw Size	M2	-	M2	M2	
Test Voltage	1.60 kV	-	1.60 kV	2.5 kV	
Pollution Degree				3	