

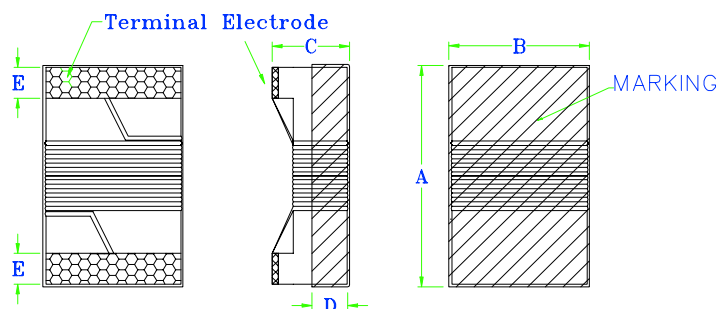
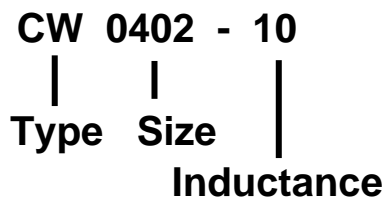
FEATURES

High reliability and easy surface mount assembly
 Consisting of size 0402~1210 sizes
 High quality factor

APPLICATIONS

Computer products, mother board, TV card
 Power supplier, OA products, modem....
 Telecommunication
 (ADSL,mobilephone,bluetooth)
 Compliance with CE,
 FCC, VDE or VCCI radiated emissions

PRODUCT IDENTIFICATION



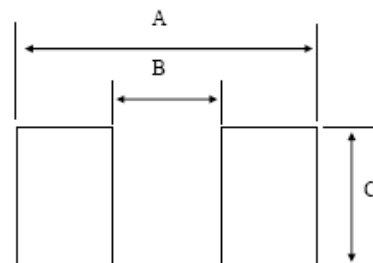
DIMENSIONS (mm)

No.	Part No.	Size (mm)				
		A	B	C	D	E
1	CW 0402	1.0 ± 0.10	0.55 ± 0.10	0.50 ± 0.10	0.2 Ref.	0.20 ± 0.10
2	CW 0603	1.6 ± 0.20	1.05 ± 0.20	1.05 ± 0.20	0.5 Ref.	0.35 ± 0.10
3	CW 0805	2.0 ± 0.20	1.25 ± 0.20	1.20 ± 0.20	0.6 Ref.	0.40 ± 0.10
4	CW 1008	2.5 ± 0.20	2.00 ± 0.20	1.60 ± 0.20	0.7 Ref.	0.50 ± 0.10
5	CW 1210	3.2 ± 0.20	2.50 ± 0.20	2.20 ± 0.20	1.1 Ref.	0.50 ± 0.10

RECOMMENDED PATTERN

Part No.	A	B	C
CW 0402	1.20	0.45	0.65
CW 0603	1.90	0.65	1.00
CW 0805	2.60	0.75	1.30
CW 1008	3.00	1.20	2.20
CW 1210	4.00	1.70	2.82

Recommended Pattern



PACKAGE

Type	CW 0402	CW 0603	CW 0805	CW 1008	CW 1210
Q'TY/Reel	10,000	3,000	2,000	2,000	2,000

FERROCORE**High-Frequency Wound Chip Inductor**

No.	Part No.	Inductance (nH)	Q Min.	Typical 900MHz	Test Fq. (MHz)	SRF Min.(GHz)	RDC Max.(Ω)	IDC Max.(mA)
1	CW0402-1	1.0	13	26	250	6.00	0.045	1360
2	CW0402-1.9	1.9	16	29	250	6.00	0.070	1040
3	CW0402-2	2.0	16	30	250	6.00	0.070	1040
4	CW0402-2.2	2.2	18	32	250	6.00	0.070	960
5	CW0402-2.4	2.4	16	35	250	6.00	0.068	790
6	CW0402-2.7	2.7	16	31	250	6.00	0.120	860
7	CW0402-3.3	3.3	20	41	250	6.00	0.066	840
8	CW0402-3.6	3.6	20	43	250	6.00	0.066	840
9	CW0402-3.9	3.9	20	41	250	5.80	0.066	840
10	CW0402-4.3	4.3	18	45	250	6.00	0.091	700
11	CW0402-4.7	4.7	15	45	250	4.78	0.130	640
12	CW0402-5.1	5.1	23	49	250	5.80	0.083	800
13	CW0402-5.6	5.6	23	46	250	5.80	0.083	760
14	CW0402-6.2	6.2	23	49	250	5.80	0.083	760
15	CW0402-6.8	6.8	20	50	250	4.80	0.083	680
16	CW0402-7.5	7.5	25	50	250	5.80	0.104	680
17	CW0402-8.2	8.2	25	49	250	4.40	0.104	680
18	CW0402-8.7	8.7	18	50	250	4.10	0.200	480
19	CW0402-9	9.0	25	49	250	4.16	0.104	680
20	CW0402-9.5	9.5	18	45	250	4.00	0.200	680
21	CW0402-10	10.0	23	47	250	3.90	0.195	480
22	CW0402-11	11.0	26	56	250	3.68	0.120	640
23	CW0402-12	12.0	26	51	250	3.60	0.120	640
24	CW0402-13	13.0	24	54	250	3.45	0.210	560
25	CW0402-15	15.0	26	54	250	3.28	0.172	560
26	CW0402-16	16.0	24	54	250	3.10	0.220	560
27	CW0402-18	18.0	25	52	250	3.10	0.230	520
28	CW0402-19	19.0	26	50	250	3.04	0.202	480
29	CW0402-20	20.0	25	51	250	3.00	0.250	420
30	CW0402-22	22.0	25	52	250	2.80	0.300	400
31	CW0402-23	23.0	26	53	250	2.72	0.214	400
32	CW0402-24	24.0	25	51	250	2.70	0.300	400
33	CW0402-27	27.0	26	48	250	2.48	0.298	400
34	CW0402-30	30.0	25	46	250	2.35	0.300	400
35	CW0402-33	33.0	24	48	250	2.35	0.350	400
36	CW0402-36	36.0	26	48	250	2.32	0.403	320
37	CW0402-39	19.0	26	50	250	3.04	0.202	480
38	CW0402-40	40.0	26	48	250	2.24	0.438	320
39	CW0402-43	43.0	25	46	250	2.03	0.810	240
40	CW0402-47	47.0	26	46	200	2.10	0.830	150
41	CW0402-51	51.0	25	40	200	1.75	0.820	210
42	CW0402-56	56.0	22	42	200	1.76	0.970	200
43	CW0402-68	68.0	22	36	200	1.62	1.120	180
44	CW0402-82	82.0	20	33	150	1.50	1.250	150
45	CW0402-91	91.0	20	30	150	1.35	2.300	120
46	CW0402-100	100.0	20	30	150	1.30	2.520	120
47	CW0402-120	120.0	20	29	150	1.10	2.660	110

Tolerance: $\pm 0.3\text{nH}$ ($\leq 3.9\text{nH}$); $\pm 5\%$ ($\geq 4.3\text{nH}$)

Material Type: Ceramic

FERROCORE**High-Frequency Wound Chip Inductor**

No.	Part No.	Inductance (nH)	Q Min.	Typical 900MHz	Test Fq. (MHz)	SRF Min.(GHz)	RDC Max.(Ω)	IDC Max.(mA)
1	CW0603-1.6	1.6	24	40	250	12.50	0.030	700
2	CW0603-1.8	1.8	16	35	250	12.50	0.045	700
3	CW0603-2	2.0	16	31	250	6.90	0.080	700
4	CW0603-3.9	3.9	22	51	250	6.90	0.080	700
5	CW0603-4.3	4.3	22	45	250	5.90	0.080	700
6	CW0603-4.7	4.7	20	47	250	5.80	0.130	700
7	CW0603-5.1	5.1	20	47	250	5.70	0.140	700
8	CW0603-5.6	5.6	16	40	250	5.50	0.150	700
9	CW0603-6.8	6.8	30	63	250	5.80	0.110	700
10	CW0603-7.5	7.5	28	64	250	4.80	0.106	700
11	CW0603-8.2	8.2	30	72	250	4.60	0.100	700
12	CW0603-8.7	8.7	28	66	250	4.60	0.109	700
13	CW0603-9.1	9.1	28	60	250	4.00	0.135	700
14	CW0603-9.5	9.5	28	62	250	4.50	0.135	700
15	CW0603-10	10	30	66	250	4.80	0.130	700
16	CW0603-11	11	33	68	250	4.00	0.090	700
17	CW0603-12	12	35	72	250	4.00	0.130	700
18	CW0603-13	13	38	75	250	4.00	0.106	700
19	CW0603-15	15	35	68	250	4.00	0.170	700
20	CW0603-16	16	34	66	250	3.30	0.170	700
21	CW0603-18	18	38	77	250	3.10	0.170	700
22	CW0603-20	20	38	72	250	3.00	0.220	700
23	CW0603-22	22	38	70	250	3.00	0.220	700
24	CW0603-24	24	37	75	250	2.65	0.135	700
25	CW0603-27	27	40	75	250	2.80	0.220	600
26	CW0603-30	30	45	57	250	2.30	0.220	600
27	CW0603-33	33	43	78	250	2.30	0.220	600
28	CW0603-36	36	43	70	250	2.20	0.250	600
29	CW0603-39	39	43	66	250	2.20	0.250	600
30	CW0603-43	43	38	62	250	2.00	0.280	600
31	CW0603-47	47	40	65	200	2.00	0.280	600
32	CW0603-51	51	40	66	200	1.90	0.310	600
33	CW0603-56	56	40	66	200	1.90	0.310	600
34	CW0603-62	62	40	60	200	1.70	0.340	600
35	CW0603-68	68	40	57	200	1.70	0.340	600
36	CW0603-72	72	35	60	150	1.70	0.490	400
37	CW0603-82	82	35	58	150	1.70	0.540	400
38	CW0603-90	90	35	52	150	1.70	0.540	400
39	CW0603-100	100	35	51	150	1.40	0.630	400
40	CW0603-110	110	35	22	150	1.40	0.630	400
41	CW0603-120	120	35	45	150	1.30	0.650	300
42	CW0603-130	130	35	40	150	1.00	0.920	280
43	CW0603-150	150	35	33	150	1.00	0.920	280
44	CW0603-180	180	30	26	100	1.00	1.250	240
45	CW0603-200	200	30	23	100	1.00	1.250	240
46	CW0603-210	210	27	23	100	1.00	1.700	200
47	CW0603-220	220	30	23	100	1.00	1.700	200
48	CW0603-240	240	30	15	100	1.00	1.700	200
49	CW0603-270	270	30	10	100	1.00	1.800	170
50	CW0603-330	330	25	-	100	0.45	2.000	150
51	CW0603-390	390	20	-	100	0.35	2.000	170

Tolerance: $\pm 0.3\text{nH}$ ($\leq 4.7\text{nH}$); $\pm 5\%$ ($\geq 5.1\text{nH}$)

Material Type: Ceramic

No.	Part No.	Inductance (nH)	Q Min.	SRF Min. (GHz)	RDC Max. (Ω)	IDC Max. (mA)
1	CW0805-2.2	2.2 @ 250MHz	50 @ 1000MHz	6	0.06	800
2	CW0805-2.7	2.7 @ 250MHz	35 @ 1000MHz	6	0.08	800
3	CW0805-3.3	3.3 @ 250MHz	60 @ 1000MHz	6	0.08	800
4	CW0805-3.9	3.9 @ 250MHz	60 @ 1000MHz	6	0.06	600
5	CW0805-4.7	4.7 @ 250MHz	60 @ 1000MHz	6	0.06	600
6	CW0805-5.1	5.1 @ 250MHz	60 @ 1000MHz	6	0.08	600
7	CW0805-5.6	5.6 @ 250MHz	60 @ 1000MHz	6	0.08	600
8	CW0805-6.8	6.8 @ 250MHz	60 @ 1000MHz	6	0.06	600
9	CW0805-8.2	8.2 @ 250MHz	60 @ 1000MHz	6	0.06	600
10	CW0805-10	10 @ 250MHz	60 @ 500MHz	5	0.08	600
11	CW0805-12	12 @ 250MHz	60 @ 500MHz	4	0.08	600
12	CW0805-15	15 @ 250MHz	60 @ 500MHz	4	0.08	600
13	CW0805-18	18 @ 250MHz	60 @ 500MHz	3	0.08	600
14	CW0805-22	22 @ 250MHz	60 @ 500MHz	3	0.10	600
15	CW0805-27	27 @ 250MHz	60 @ 500MHz	3	0.12	600
16	CW0805-33	33 @ 250MHz	60 @ 500MHz	2	0.15	500
17	CW0805-39	39 @ 250MHz	60 @ 500MHz	2	0.18	500
18	CW0805-47	47 @ 200MHz	60 @ 500MHz	2	0.15	500
19	CW0805-56	56 @ 200MHz	60 @ 500MHz	2	0.25	500
20	CW0805-68	68 @ 200MHz	60 @ 500MHz	1	0.27	500
21	CW0805-82	82 @ 150MHz	60 @ 500MHz	1	0.32	500
22	CW0805-100	100 @ 150MHz	60 @ 500MHz	1	0.43	500
23	CW0805-120	120 @ 150MHz	50 @ 250MHz	1	0.48	500
24	CW0805-150	150 @ 100MHz	50 @ 250MHz	0.95	0.56	400
25	CW0805-180	180 @ 100MHz	50 @ 250MHz	0.9	0.78	400
26	CW0805-220	220 @ 100MHz	50 @ 250MHz	0.86	1.00	400
27	CW0805-270	270 @ 100MHz	45 @ 250MHz	0.85	1.46	350
28	CW0805-330	330 @ 100MHz	45 @ 250MHz	0.8	1.65	300
29	CW0805-390	390 @ 100MHz	45 @ 250MHz	0.78	2.20	210

Tolerance: ± 0.3nH (≤4.7nH); ± 5% (≥5.1nH)

Material Type: Ceramic

No.	Part No.	Inductance (μ H)	Q Min.	SRF Min. (MHz)	RDC Max. (Ω)	IDC Max. (mA)
1	CW0805-470	0.47 @ 25.2MHz	45 @ 100MHz	375	0.95	500
2	CW0805-560	0.56 @ 25.2MHz	45 @ 100MHz	340	1.10	450
3	CW0805-680	0.68 @ 25.2MHz	35 @ 100MHz	188	1.20	400
4	CW0805-820	0.82 @ 25.2MHz	35 @ 100MHz	215	1.50	300
5	CW0805-1000	1.00 @ 25.2MHz	35 @ 50MHz	200	2.13	180
6	CW0805-1200	1.20 @ 7.96MHz	15 @ 7.96MHz	200	2.38	150
7	CW0805-1500	1.50 @ 7.96MHz	15 @ 7.96MHz	200	2.90	130
8	CW0805-1800	1.80 @ 7.96MHz	15 @ 7.96MHz	120	3.00	120
9	CW0805-2200	2.20 @ 7.96MHz	15 @ 7.96MHz	110	3.10	110
10	CW0805-2700	2.70 @ 7.96MHz	15 @ 7.96MHz	100	3.50	100
11	CW0805-3300	3.30 @ 7.96MHz	15 @ 7.96MHz	70	2.30	210
12	CW0805-3900	3.90 @ 7.96MHz	15 @ 7.96MHz	60	2.50	200
13	CW0805-4700	4.70 @ 7.96MHz	15 @ 7.96MHz	50	2.80	180
14	CW0805-5600	5.60 @ 7.96MHz	15 @ 7.96MHz	45	3.00	160
15	CW0805-6800	6.80 @ 7.96MHz	15 @ 7.96MHz	45	3.20	130
16	CW0805-8200	8.20 @ 7.96MHz	15 @ 7.96MHz	40	3.50	120
17	CW0805-10000	10.00 @ 2.52MHz	15 @ 2.52MHz	40	5.00	80

Tolerance: $\pm 0.3\text{nH}$ ($\leq 4.7\text{nH}$); $\pm 5\%$ ($\geq 5.1\text{nH}$)

Material Type: Ferrite

No.	Part No.	Inductance (nH)	Q Min.	SRF Min. (GHz)	RDC Max. (Ω)	IDC Max. (mA)
1	CW1008-3.3	3.3 @ 100MHz	50 @ 1000MHz	6	0.060	1000
2	CW1008-6.8	6.8 @ 100MHz	50 @ 1000MHz	5.5	0.060	1000
3	CW1008-8.2	8.2 @ 100MHz	50 @ 1000MHz	5.5	0.060	1000
4	CW1008-10	10 @ 100MHz	50 @ 1000MHz	4.30	0.080	1000
5	CW1008-12	12 @ 100MHz	60 @ 500MHz	3.60	0.080	1000
6	CW1008-15	15 @ 100MHz	60 @ 500MHz	2.70	0.080	1000
7	CW1008-18	18 @ 100MHz	60 @ 350MHz	2.70	0.100	1000
8	CW1008-22	22 @ 100MHz	60 @ 350MHz	2.50	0.100	1000
9	CW1008-27	27 @ 100MHz	60 @ 350MHz	1.80	0.100	1000
10	CW1008-33	33 @ 100MHz	60 @ 350MHz	1.70	0.100	1000
11	CW1008-39	39 @ 100MHz	60 @ 350MHz	1.50	0.100	1000
12	CW1008-47	47 @ 100MHz	60 @ 350MHz	1.50	0.100	1000
13	CW1008-56	56 @ 100MHz	60 @ 350MHz	1.35	0.120	1000
14	CW1008-68	68 @ 100MHz	60 @ 350MHz	1.30	0.150	1000
15	CW1008-82	82 @ 100MHz	60 @ 350MHz	1.10	0.180	1000
16	CW1008-100	100 @ 100MHz	60 @ 350MHz	1.10	0.180	1000
17	CW1008-120	120 @ 25MHz	45 @ 100MHz	0.95	0.200	800
18	CW1008-150	150 @ 25MHz	45 @ 100MHz	0.88	0.220	800
19	CW1008-180	180 @ 25MHz	45 @ 100MHz	0.80	0.330	800
20	CW1008-220	220 @ 25MHz	45 @ 100MHz	0.73	0.450	800
21	CW1008-270	270 @ 25MHz	45 @ 100MHz	0.65	0.750	600
22	CW1008-330	330 @ 25MHz	45 @ 100MHz	0.57	0.900	500
23	CW1008-390	390 @ 25MHz	45 @ 100MHz	0.53	1.060	470
24	CW1008-470	470 @ 25MHz	45 @ 100MHz	0.48	1.170	420
25	CW1008-560	560 @ 25MHz	45 @ 100MHz	0.43	1.500	310
26	CW1008-680	680 @ 25MHz	45 @ 100MHz	0.38	2.060	230
27	CW1008-750	750 @ 25MHz	45 @ 100MHz	0.36	2.200	200
28	CW1008-820	820 @ 25MHz	45 @ 100MHz	0.35	2.300	180
29	CW1008-910	910 @ 25MHz	45 @ 100MHz	0.33	3.180	150
30	CW1008-1000	1000 @ 25MHz	35 @ 50MHz	0.31	3.300	120

Tolerance: ± 5%

Material Type: Ceramic

No.	Part No.	Inductance (μ H)	Q Min.	SRF Min. (MHz)	RDC Max. (Ω)	IDC Max. (mA)
1	CW1008-1200	1.20 @ 7.96MHz	20 @ 7.96MHz	280	1.30	230
2	CW1008-1500	1.50 @ 7.96MHz	20 @ 7.96MHz	250	1.65	220
3	CW1008-1800	1.80 @ 7.96MHz	20 @ 7.96MHz	200	2.20	210
4	CW1008-2200	2.20 @ 7.96MHz	20 @ 7.96MHz	160	2.35	200
5	CW1008-2700	2.70 @ 7.96MHz	20 @ 7.96MHz	130	2.60	195
6	CW1008-3300	3.30 @ 7.96MHz	20 @ 7.96MHz	80	2.85	185
7	CW1008-3900	3.90 @ 7.96MHz	20 @ 7.96MHz	50	4.00	180
8	CW1008-4700	4.70 @ 7.96MHz	20 @ 7.96MHz	45	4.30	175
9	CW1008-5600	5.60 @ 7.96MHz	20 @ 7.96MHz	42	2.60	170
10	CW1008-6800	6.80 @ 7.96MHz	20 @ 7.96MHz	39	2.80	165
11	CW1008-8200	8.20 @ 7.96MHz	20 @ 7.96MHz	36	3.05	160
12	CW1008-10000	10.00 @ 2.52MHz	15 @ 2.52MHz	33	3.50	150
13	CW1008-12000	12.00 @ 2.52MHz	15 @ 2.52MHz	30	3.60	140
14	CW1008-15000	15.00 @ 2.52MHz	15 @ 2.52MHz	26	3.80	130
15	CW1008-18000	18.00 @ 2.52MHz	15 @ 2.52MHz	24	4.50	120
16	CW1008-22000	22.00 @ 2.52MHz	15 @ 2.52MHz	22	4.80	110
17	CW1008-27000	27.00 @ 2.52MHz	15 @ 2.52MHz	21	5.30	95
18	CW1008-33000	33.00 @ 2.52MHz	15 @ 2.52MHz	20	6.10	85
19	CW1008-39000	39.00 @ 2.52MHz	15 @ 2.52MHz	18	8.30	60
20	CW1008-47000	47.00 @ 2.52MHz	15 @ 2.52MHz	17	12.60	45

Tolerance: $\pm 5\%$

Material Type: Ferrite

No.	Part No.	Inductance (nH)	Q Min.	SRF Min. (GHz)	RDC Max. (Ω)	IDC Max. (mA)
1	CW1210-4.7	4.7 @ 100MHz	50 @ 1000MHz	6.00	0.060	1000
2	CW1210-5.6	5.6 @ 100MHz	50 @ 1000MHz	5.50	0.080	1000
3	CW1210-10	10 @ 100MHz	60 @ 500MHz	4.00	0.060	1000
4	CW1210-12	12 @ 100MHz	60 @ 500MHz	3.40	0.060	1000
5	CW1210-15	15 @ 100MHz	60 @ 500MHz	3.20	0.060	1000
6	CW1210-18	18 @ 100MHz	60 @ 300MHz	2.80	0.060	1000
7	CW1210-22	22 @ 100MHz	60 @ 300MHz	2.10	0.080	1000
8	CW1210-27	27 @ 100MHz	60 @ 300MHz	1.90	0.080	1000
9	CW1210-33	33 @ 100MHz	60 @ 300MHz	1.70	0.080	1000
10	CW1210-39	39 @ 100MHz	60 @ 300MHz	1.70	0.080	1000
11	CW1210-47	47 @ 100MHz	60 @ 300MHz	1.40	0.080	1000
12	CW1210-56	56 @ 100MHz	60 @ 300MHz	1.10	0.100	1000
13	CW1210-68	68 @ 100MHz	60 @ 300MHz	1.00	0.100	1000
14	CW1210-82	82 @ 100MHz	60 @ 300MHz	1.00	0.100	1000
15	CW1210-100	100 @ 100MHz	60 @ 300MHz	0.90	0.100	1000
16	CW1210-120	120 @ 50MHz	60 @ 300MHz	0.90	0.120	800
17	CW1210-150	150 @ 50MHz	60 @ 300MHz	0.80	0.180	800
18	CW1210-180	180 @ 50MHz	60 @ 300MHz	0.76	0.210	800
19	CW1210-220	220 @ 50MHz	60 @ 300MHz	0.66	0.270	800
20	CW1210-270	270 @ 50MHz	50 @ 300MHz	0.60	0.330	700
21	CW1210-330	330 @ 50MHz	50 @ 100MHz	0.55	0.370	650
22	CW1210-390	390 @ 50MHz	50 @ 100MHz	0.50	0.630	600
23	CW1210-470	470 @ 50MHz	50 @ 100MHz	0.45	0.690	550
24	CW1210-560	560 @ 50MHz	50 @ 100MHz	0.40	0.900	450
25	CW1210-680	680 @ 25MHz	50 @ 100MHz	0.38	1.050	400
26	CW1210-820	820 @ 25MHz	50 @ 100MHz	0.35	1.450	350
27	CW1210-1000	1000 @ 25MHz	45 @ 100MHz	0.30	1.900	280
28	CW1210-1200	1200 @ 7.96MHz	45 @ 50MHz	0.30	2.200	250
29	CW1210-1500	1500 @ 7.96MHz	45 @ 50MHz	0.25	2.430	220
30	CW1210-1800	1800 @ 7.96MHz	45 @ 50MHz	0.20	3.360	180
31	CW1210-2200	2200 @ 7.96MHz	40 @ 50MHz	0.20	3.500	150

Tolerance: ± 5%

Material Type: Ceramic

No.	Part No.	Inductance (μ H)	Q Min.	SRF Min. (MHz)	RDC Max. (Ω)	IDC Max. (mA)
1	CW1210-1200	1.20 @ 7.96MHz	30 @ 7.96MHz	100	0.70	390
2	CW1210-1500	1.50 @ 7.96MHz	30 @ 7.96MHz	85	0.75	370
3	CW1210-1800	1.80 @ 7.96MHz	30 @ 7.96MHz	80	0.80	350
4	CW1210-2200	2.20 @ 7.96MHz	30 @ 7.96MHz	75	0.90	320
5	CW1210-2700	2.70 @ 7.96MHz	30 @ 7.96MHz	70	1.10	290
6	CW1210-3300	3.30 @ 7.96MHz	30 @ 7.96MHz	60	1.40	260
7	CW1210-3900	3.90 @ 7.96MHz	30 @ 7.96MHz	55	1.70	250
8	CW1210-4700	4.70 @ 7.96MHz	30 @ 7.96MHz	50	2.30	220
9	CW1210-5600	5.60 @ 7.96MHz	20 @ 7.96MHz	47	1.60	200
10	CW1210-6800	6.80 @ 7.96MHz	20 @ 7.96MHz	43	2.20	180
11	CW1210-8200	8.20 @ 7.96MHz	20 @ 7.96MHz	40	2.40	170
12	CW1210-10000	10.00 @ 2.52MHz	15 @ 2.52MHz	36	3.28	150
13	CW1210-12000	12.00 @ 2.52MHz	15 @ 2.52MHz	33	3.40	140
14	CW1210-15000	15.00 @ 2.52MHz	15 @ 2.52MHz	30	3.90	125
15	CW1210-18000	18.00 @ 2.52MHz	15 @ 2.52MHz	27	4.20	110
16	CW1210-22000	22.00 @ 2.52MHz	15 @ 2.52MHz	25	6.00	90
17	CW1210-27000	27.00 @ 2.52MHz	15 @ 2.52MHz	20	6.80	80
18	CW1210-33000	33.00 @ 2.52MHz	15 @ 2.52MHz	17	7.50	70
19	CW1210-39000	39.00 @ 2.52MHz	15 @ 2.52MHz	16	8.00	65
20	CW1210-47000	47.00 @ 2.52MHz	15 @ 2.52MHz	15	8.50	60

Tolerance: $\pm 5\%$

Material Type: Ferrite