

P16 SERIES

Rectangular

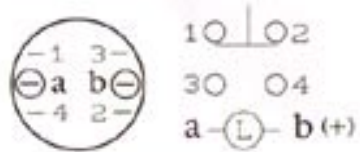


■ Mounting dimensions, mm

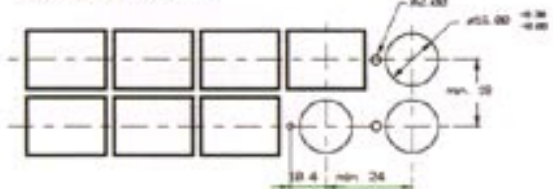


Accessories see page 13-14
 Technical data see page 2
 Ordering information see page 10

Bottom view



Dimensions, mm



Description	Type	Contact block diagram (button not depressed)	Mounting length(A)
Illuminated or non-illuminated pushbutton 1 pole momentary action	SPST		40 mm
Illuminated or non-illuminated pushbutton 1 pole alternate action	SPST		40 mm

SOCKET TYPE PUSHBUTTON SWITCHES ORDER INFORMATION

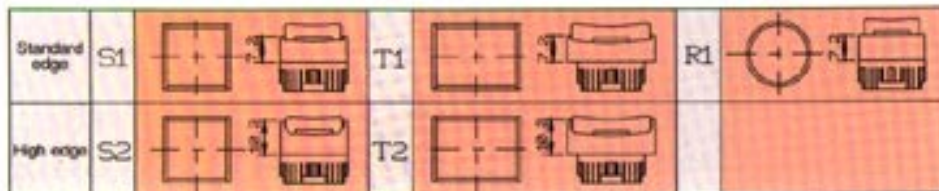
Order no : **P16**

φ 16 mm basic type : _____

Function : _____

LA : Socket type pushbutton switches with alternate action
 LM : Socket type pushbutton switches with momentary action

Pushbutton head : _____



Contact Arrangement : _____

tab : 1 NO + 1 NC

Lamp and Voltage :

0 : Without lamp			
A : Incandescent	6 V	AC/DC	200mA
B : Incandescent	14 V	AC/DC	80mA
C : Incandescent	28 V	AC/DC	40mA
F : Neon	110 V	AC	green / red
G : Neon	220 V	AC	green / red
H : LED	6 V	DC	green / yellow / red
J : LED	12 V	DC	green / yellow / red
K : LED	24 V	DC	green / yellow / red

Special type :

M : Incandescent	6V	AC/DC	40 mA
N : Incandescent	14V	AC/DC	40 mA
L : Incandescent	33V	AC/DC	35 mA
D : Incandescent	48V	AC/DC	25 mA
E : Incandescent	60V	AC/DC	20 mA

Color Lens :

B : Blue	G : Green	O : Orange
R : Red	W : White	Y : Yellow

Order Example :

If you want to order a round head illuminated pushbutton switch with a yellow color lens 60V DC 20 mA incandescent lamp, 1NO +1NC contact, alternate action
 It's order # as : P16LAR1-tabEY

If you want to order a rectangular head with high edge, non-illuminated pushbutton switch with red color lens, 1NO + 1NC contact momentary action
 It's order # as : P16LMT2-tabCR