

## Datasheet - IFL 50-385-11P-M20

Inductive proximity switch / Housing construction form: Block / IFL 385



Preferred typ



- Design 385
- Thermoplastic enclosure
- DC 4-wire
- Double-insulated
- 3 cable entries M 20 x 1.5

(Minor differences between the printed image and the original product may exist!)

### Ordering details

Product type description	IFL 50-385-11P-M20
Article number	101174071
EAN Code	4030661303239
eCl@ss	27-27-01-01

### Approval

Approval



### Global Properties

Permanent light	IFL - 385
Standards	IEC/EN 60947-5-2; DIN VDE 0660-208
Compliance with the Directives (Y/N)	Yes
Operating resource protection class	Protection class 2
Materials	
- Material of the housings	Plastic
Housing coating	None
Housing construction form	Block
Weight	415

### Mechanical data

---

Design of electrical connection	Screw connection
Conductor with strain relief	No
Cable section	
- Min. Cable section	
- Max. Cable section	2 x 1.5
mechanical installation conditions	not flush
Switch distance 70 mm available on request	
Switch distance $S_n$	50 mm
Reduction factor 1 met (Y/N)	No
Protection circuit	inductive interference protection, Protection against polarity reversal
Pressure resistant (Y/N)	No
• Wiring compartment	

## Ambient conditions

---

Ambient temperature	
- Min. environmental temperature	-25
- Max. environmental temperature	+70
Protection class	IP67 to IEC/EN 60529

## Electrical data

---

Design of control element	Normally open contact (NO) and Opener (NC) (antivalent)
Number of wire	4
Voltage type	DC, direct current
Supply voltage $U_B$	
- Min. supply voltage	10
- Max. supply voltage	60
Switch frequency	approx. 25 HZ
Voltage drop $U_d$	approx. 1.5 V (400 mA)
Operating current $I_e$	400 mA
No-load current $I_o$	approx. 5.5 mA (24 V)

## Outputs

---

Design of control output	PNP
--------------------------	-----

## LED switching conditions display

---

LED switching conditions display (Y/N)	Yes
- yellow LED	

## ATEX

---

Explosion protection categories for gases	None
Explosion protected category for dusts	None

## Dimensions

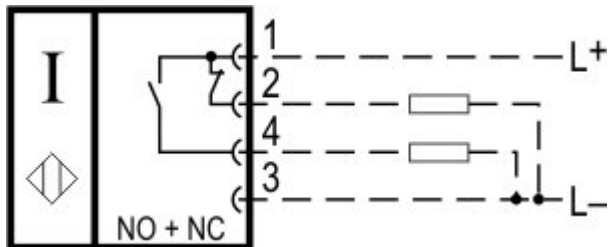
---

Dimensions of the sensor	
- Width of sensor	80
- Height of sensor	135

**notice**

Mounting angle HW 385-1 to simplify mounting available

**Diagram**



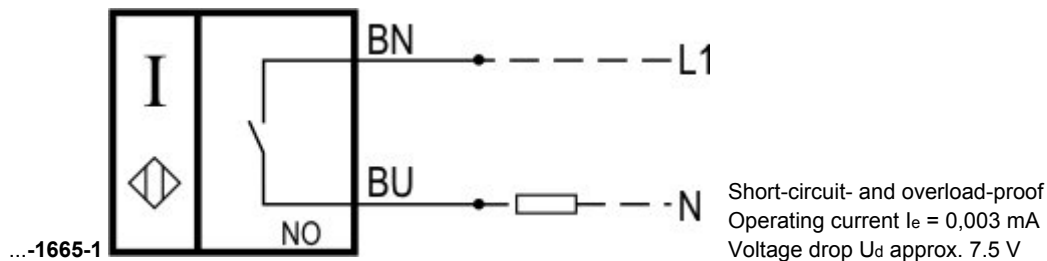
Note Diagram

- positive break NC contact
- active
- no active
- Normally-open contact
- Normally-closed contact

**Ordering suffix**

The applicable ordering suffix is added at the end of the part number of the safety switch.

Order example: IFL 50-385-11P-M20-1665-1



**Ordering code**

IFL (1)-(2)-(3)(4)(5)(6)(7)

- (1)  
50 Switch distance 50 mm
- (2)  
385 Block Design, 135 x 80 x 40 mm
- (3)  
01 Opener (NC)
- 10 Normally open contact (NO)
- 10/01 Normally open contact (NO) / Opener (NC) with Wiring compartment
- 11 Normally open contact (NO) / Opener (NC) antivalent
- (4)  
without Cable
- D DC 2-wire
- (5)

<b>Z</b>	Protection class IP67
<b>(6)</b>	
<b>N</b>	n-type
<b>P</b>	p-type
<b>(7)</b>	
<b>2130</b>	Max. +130°C, without LED switching conditions display

## Documents

---

**Operating instructions** (nl) 134 kB, 01.08.2018

Code: mrl\_ifl-allgemein\_nl

**Operating instructions** (en) 128 kB, 31.08.2016

Code: mrl\_ifl-allgemein\_en

**Operating instructions** (pl) 137 kB, 21.10.2016

Code: mrl\_ifl-allgemein\_pl

**Operating instructions** (pt) 109 kB, 06.04.2017

Code: mrl\_ifl-allgemein\_pt

**Operating instructions** (it) 108 kB, 21.10.2016

Code: mrl\_ifl-allgemein\_it

**Operating instructions** (es) 110 kB, 21.10.2016

Code: mrl\_ifl-allgemein\_es

**Operating instructions** (cn) 177 kB, 05.05.2017

Code: mrl\_ifl-allgemein\_cn

**Operating instructions** (de) 131 kB, 31.08.2016

Code: mrl\_ifl-allgemein\_de

**Operating instructions** (fr) 110 kB, 21.10.2016

Code: mrl\_ifl-allgemein\_fr

**Declaration of conformity** (en) 91 kB, 13.04.2017

Code: konfi\_ifl\_en

**Declaration of conformity** (de) 96 kB, 01.07.2016

Code: konfi\_ifl\_de

**CCC certification** (en) 4 MB, 11.07.2018

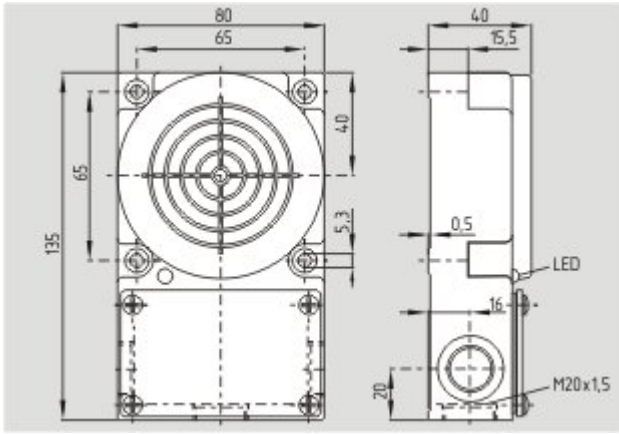
Code: q\_iflp01

**CCC certification** (cn) 4 MB, 11.07.2018

Code: q\_iflp04

## Images

---



Dimensional drawing (basic component)

---

K.A. Schmersal GmbH & Co. KG, Mödinghofe 30, D-42279 Wuppertal

The data and values have been checked thoroughly. Technical modifications and errors excepted.

Generiert am 09.08.2018 - 11:38:41h Kasbase 3.3.0.F.64I