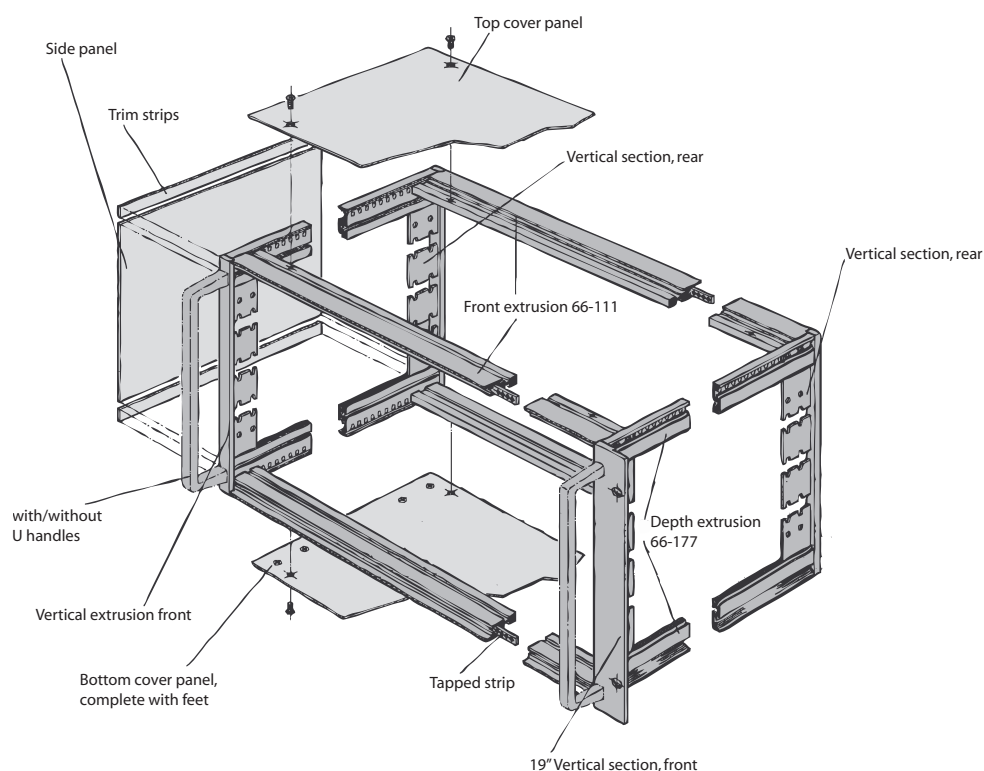




1.1 Unibox 14 Overview

- Usable as sub rack or as desktop case
- Card mounting from front and back
- Dimensions according to IEC 60297
- Numerous adaptation options
- The extruded aluminium frame can be used as a sub rack or, when clad with a set of easily fitted cover plates, transformed into a small table-top instrument case
- Rack mount complete with cover plates possible
- Panels and modules can be mounted from the front or the back
- Adaptation kits available for mounting modules
- Fitting of telescopic rails or guide rails only possible for 81 HP (upon request only)
- Can be employed as a desktop case or sub rack for mounting in 19" cabinets
- In either configuration it will accept PCBs and plug-in units based on standard card sizes conforming to DIN 41494 or IEC 60297
- Recessed mounting with a pitch of 7.5 mm is possible
- With metal cover plates fitted, the sub rack is suitable for use where it is subjected to continuous vibration



1: Unibox 14

1.1.1 Complete Unibox 14 Kits

You can find the most used complete kits below.

With the new order structure (see "Configuration" B|1_6) you have however the possibility of configure your individual housing in different steps. Use this offer or contact us for further information or any other help.



1.1.1.1 Unibox 14 Frame Kit

- **Scope of delivery:**
 - 2 front height extrusions (detail see 1.2.2)
 - 2 rear height extrusions (detail see 1.2.2)
 - 4 front/rear extrusions (detail see 1.2.1)
 - 4 depth extrusions (detail see 1.2.3)
 - 2 handles 9mm (detail see 1.2.2)
 - 1 label strip (detail see 1.2.1)
 - 1 set assembly material
- Tapped strips have to be ordered separately, see below
- Front / rear panel have to be ordered separately, see 1.6.5
- Cover panels have to be ordered separately, see below or 1.3

Frame without 19" vertical sections, with handles

Height	Width	Depth			
		232.6 mm 9.15"	292.6 mm 11.51"	412.6 mm 16.24"	532.6 mm 20.96"
2 U	42 HP	14B522	14B523	-	-
	63 HP	14B422	14B423	14B425	-
	84 HP	14B122	14B123	14B125	-
3 U	42 HP	14B532	14B533	-	-
	63 HP	14B432	14B433	14B435	-
	84 HP	14B132	14B133	14B135	14B137
4 U	42 HP	14B542	14B543	-	-
	63 HP	14B442	14B443	14B445	-
	84 HP	14B142	14B143	14B145	14B147
6 U	42 HP	14B562	14B563	-	-
	63 HP	14B462	14B463	14B465	-
	84 HP	14B162	14B163	14B165	14B167

Frame with 19" vertical sections, with handles

Height	Width	Depth			
		232.6 mm 9.15"	292.6 mm 11.51"	412.6 mm 16.24"	532.6 mm 20.96"
2 U	84 HP	14B022	14B023	14B025	-
3 U	84 HP	14B032	14B033	14B035	14B037
4 U	84 HP	14B042	14B043	14B045	14B047
6 U	84 HP	14B062	14B063	14B065	14B067
7 U	84 HP	-	-	14B075	14B077

1.1.1.2 Tapped Strips

- Steel, zinc-plated
- **Scope of delivery:**
 - 10 tapped strips

Size	42 HP	63 HP	84 HP
M2.5 / 2 x 6 mm	63-057	63-062	63-089





1.1.1.3 Unibox 14 Cover panel Kit

- **Scope of delivery:**
 - 1 top cover panel, solid, light grey (detail see 1.3.1)
 - 1 bottom cover panel with feet, solid, light grey (detail see 1.3.2)
 - 2 side panels, solid, light grey (detail see 1.3.3)
 - 1 set of trim strips (detail see 1.3.3.1)
 - 1 set of rubber bands (detail see 1.3.3.2)
 - 1 set assembly material

Height	Width	Depth			
		232.6 mm 9.15"	292.6 mm 11.51"	412.6 mm 16.24"	532.6 mm 20.96"
2 U	42 HP	14Z422-10	14Z423-10	-	-
	63 HP	14Z322-10	14Z323-10	14Z325-10	-
	84 HP	14Z122-10	14Z123-10	14Z125-10	-
3 U	42 HP	14Z432-10	14Z433-10	14Z435-10	-
	63 HP	14Z332-10	14Z333-10	14Z335-10	-
	84 HP	14Z132-10	14Z133-10	14Z135-10	14Z137-10
4 U	42 HP	14Z442-10	14Z443-10	14Z445-10	-
	63 HP	14Z342-10	14Z343-10	14Z345-10	-
	84 HP	14Z142-10	14Z143-10	14Z145-10	14Z147-10
6 U	42 HP	14Z462-10	14Z463-10	14Z465-10	-
	63 HP	14Z362-10	14Z363-10	14Z365-10	-
	84 HP	14Z162-10	14Z163-10	14Z165-10	14Z167-10
7 U	84 HP	-	14Z173-10	14Z175-10	14Z177-10

Configuration

Frame



Width
1.2.1

- 42 HP / 63 HP / 84 HP (incl. assembly material)

1.2.1.2 Label Strips

Height
1.2.2


- 2 U / 3 U / 4 U / 6 U / 7 U
- slim/19"
- with/without holes for handles

1.2.2.1 Handles

Depth
1.2.3

- 232.6 mm, 292.6 mm, 532.6 mm, 412.6 mm

Covers



Top Cover
1.3.1

- light grey or black
- solid/perforated
- width 42 HP, 63 HP, 84 HP
- formed for backplane mounting

Assembly Material

- for top cover

Bottom Cover
1.3.2

- light grey or black
- solid/perforated
- width 42 HP, 63 HP, 84 HP
- formed for backplane mounting

Assembly Material

- for bottom cover

Side Panels
2.2.6 / 2.3.6

- light grey or black
- solid/perforated
- height 2 U, 3 U, 4 U, 6 U, 7 U
- depth 232.6 mm, 292.6 mm, 412.6 mm, 532.1 mm

Trim Strip
1.3.3.1

- colour: light grey or black
- depth: 232.6 mm, 292.6 mm, 412.6 mm, 532.6 mm

Assembly Material
1.3.3.2


- for side panels and trim strips

1.4 Adaptation Kits

1.5 Assembly Accessories

1.6 General Accessories

1.7 Extrusions



1.2 Frame for Unibox 14

- Usable as sub rack
- Different possibilities of card mounting
- Dimensions according to IEC 60297



1.2.1 Width

- **Scope of delivery:**
 - 4 front/rear extrusions
 - 4 tapped strips M2.5
 - Assembly material: 1 set of screws cross recessed M4x10 (63-109)

42 HP	63 HP	84 HP
14M001	14M002	14M003

Label Strips

- **Scope of delivery:**
 - 1 label strip consisting of 4 single tapes

Scope of Delivery	42 HP (01-42/ 42-01)	63 HP (01-63/ 63-01)	84 HP (01-84/ 84-01)
2 pcs. each (upper and lower)	63-142	63-143	63-046

1.2.2 Height

- **Scope of delivery:**
 - 2 height extrusions
- 2 sets have to be ordered (for front and rear)

Description	2 U	3 U	4 U	6 U	7 U
Slim without holes for handle	14M004	14M005	14M006	14M007	14M008
Slim with holes for handle	14M009	14M010	14M011	14M012	14M013
19" section without holes for handle	14M014	14M015	14M016	14M017	14M018
19" section with holes for handle	14M019	14M020	14M021	14M022	14M023

1.2.2.1 Handles

- **Scope of delivery:**
 - 1 handle
- 2 handles have to be ordered per case
- 2 screws per handle have to be ordered separately

Description	2 U	3 U	4 U	6 U	7 U
9 mm	60-527	60-528	60-529	60-531	60-529
Universal handle (for 19" section only)		60-553	60-554	60-556	60-554

Screws cross slotted countersunk M4 x 10	1 pc.	5342-10
	100 pcs.	1906-24

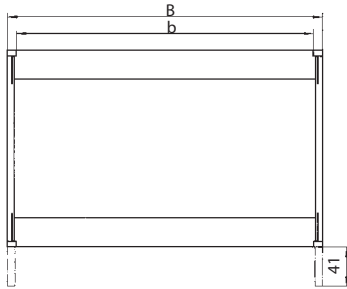
1.2.3 Depth

- **Scope of delivery:**
 - 4 depth extrusions

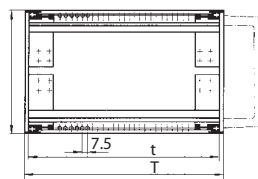
232.6 mm 9.15"	292.6 mm 9.15"	412.6 mm 16.24"	532.6 mm 20.96"
14M024	14M025	14M026	14M027

Line drawings for sub rack without 19" vertical sections

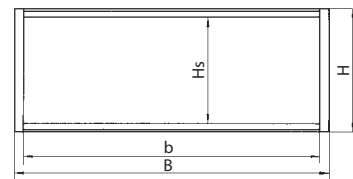
Plan view



Side view section



Front view



Heights

for	H mm	H inch	Hs mm	Hs inch
2 U	88.05	3.46	68.05	2.67
3 U	132.50	5.21	112.50	4.42
4 U	176.95	6.96	156.95	6.17
6 U	265.85	10.46	245.85	9.67
7 U	310.30	12.21	290.30	11.42

Depths

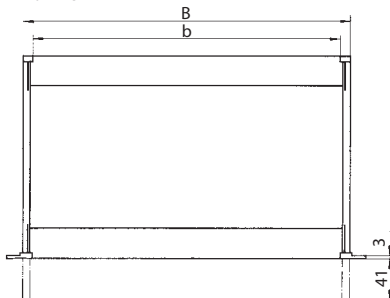
T mm	T inch	t mm	t inch
244.6	9.62	232.6	9.15
304.6	11.99	292.6	11.51
424.6	16.71	412.6	16.24
544.6	21.44	532.6	20.96

Width

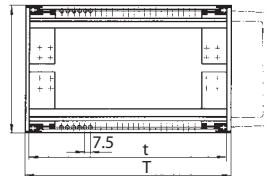
for	B mm	B inch	b mm	b inch
42 HP	234.32	9.22	213.32	8.39
63 HP	341.00	13.42	320.00	12.59
84 HP	447.68	17.62	426.68	16.79

Line drawings for sub rack with 19" vertical sections

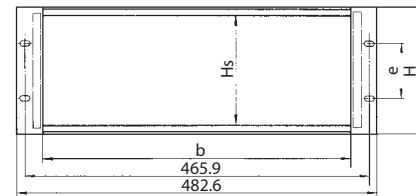
Plan view



Side view section



Front view



Heights

for	H mm	H inch	Hs mm	H inch
2 U	88.05	3.46	68.05	2.67
3 U	132.50	5.21	112.50	4.42
4 U	176.95	6.96	156.95	6.17
6 U	265.85	10.46	245.85	9.67
7 U	310.30	12.21	290.30	11.42

Depths

T mm	T inch	t mm	t inch
244.6	9.62	232.6	9.15
304.6	11.99	292.6	11.51
424.6	16.71	412.6	16.24
544.6	21.44	532.6	20.96


Width

for	B mm	B inch	b mm	b inch
84 HP	447.68	17.62	426.68	16.79



1.3 Cover Panel for Unibox 14

- One sided film laminated sheet aluminium 1.5 mm
- Perforated top and bottom covers are available for better ventilation
- Bottom cover plates are supplied with feet attached
- Sub rack can be mounted complete with cover plates in a cabinet
- Formed top and bottom cover panels available for 84 HP for accomodation of backplane (drawing see 1.3.4.1)



1.3.1 Top Cover Panel

- **Scope of delivery:**
 - 1 top cover panel


Description	Depth Width	232.6 mm 9.15"	292.6 mm 11.51"	412.6 mm 16.24"	532.6 mm 20.96"
Solid, light grey	42 HP	—	—	—	—
Solid, graphite-black		14-817-60	14-818-60	14-820-60	—
Perforated, light grey		14-817-11	14-818-11	14-820-11	—
Perforated, graphite-black		14-817-61	14-818-61	14-820-61	—
Solid, light grey	63 HP	—	—	—	—
Solid, graphite-black		14-812-60	14-813-60	14-815-60	—
Perforated, light grey		14-812-11	14-813-11	14-815-11	—
Perforated, graphite-black		14-812-61	14-813-61	14-815-61	—
Solid, light grey	84 HP	—	—	—	—
Solid, graphite-black		14-802-60	14-803-60	14-805-60	14-828-60
Perforated, light grey		14-802-11	14-803-11	14-805-11	14-828-11
Perforated, graphite-black		14-802-61	14-803-61	14-805-61	14-828-61
Solid, light grey, formed		—	14-702-10	14-704-10	14-706-10
Perforated, light grey, formed		—	14-702-11	14-704-11	14-706-11

Assembly Material

- For mounting 1 top and 1 bottom cover onto the frame

Description	Part-No.
1 set of cross recessed screws	63-111
1 set of cross recessed screws for cranked version	63-195

1.3.2 Bottom Cover Panel with Attached Feet



1.3.2 Bottom Cover Panel with Attached Feet

- **Scope of delivery:**
 - 1 bottom cover panel

Description	Depth Width	232.6 mm	292.6 mm	412.6 mm	532.6 mm
		9.15"	11.51"	16.24"	20.96"
Solid, light grey	42 HP	—	—	—	—
Solid, graphite-black		14-867-60	14-868-60	14-870-60	—
Perforated, light grey		14-867-11	14-868-11	14-870-11	—
Perforated, graphite-black		14-867-61	14-868-61	14-870-61	—
Solid, light grey	63 HP	—	—	—	—
Solid, graphite-black		14-862-60	14-863-60	14-865-60	—
Perforated, light grey		14-862-11	14-863-11	14-865-11	—
Perforated, graphite-black		14-862-61	14-863-61	14-865-61	—
Solid, light grey	84 HP	—	—	—	—
Solid, graphite-black		14-852-60	14-853-60	14-855-60	14-848-60
Perforated, light grey		14-852-11	14-853-11	14-855-11	14-848-11
Perforated, graphite-black		14-852-61	14-853-61	14-855-61	14-848-61
Solid, light grey, formed		—	14-766-10	14-768-10	14-770-10
Perforated, light grey, formed		—	14-766-11	14-768-11	14-770-11


Assembly Material

- For mounting 1 top and 1 bottom cover onto the frame

Description	Part-No.
1 set of cross recessed screws	63-111
1 set of cross recessed screws for cranked version	63-195

1.3.3 Side Panels

- **Scope of delivery:**
 - 1 side panel
- 2 pieces have to be ordered (for left and right side)
- Trim strips see 1.3.3.1
- Assembly material see 1.3.3.2



1.3.3 Side Panels

Description	Height Depth	2 U	3 U	4 U	6 U	7 U
Solid, light grey	232.6 9.15"	30-902-1	30-907-1	30-912-1	30-922-1	—
Solid, graphite-black		30-902-6	30-907-6	30-912-6	30-922-6	—
Solid, light grey	292.6 11.51"	30-903-1	30-908-1	30-913-1	30-923-1	30-962-1
Solid, graphite-black		30-903-6	30-908-6	30-913-6	30-923-6	30-962-6
Perforated, light grey		14-752-1	14-783-1	14-793-1	14-759-1	—
Solid, light grey	412.6 16.24"	30-905-1	30-910-1	30-915-1	30-925-1	14-603-10*
Solid, graphite-black		30-905-6	30-910-6	30-915-6	30-925-6	—
Perforated, light grey		14-754-1	14-785-1	14-795-1	14-761-1	—
Solid, light grey	532.6 20.96"	—	30-988-1	30-989-1	30-991-1	14-613-10*
Solid, graphite-black		—	30-988-6	30-989-6	30-991-6	—
Perforated, light grey		—	14-787-1	14-797-1	14-763-1	—
Perforated, graphite-black		—	14-787-6	14-797-6	14-763-6	—

* Assembly material for mounting 2 side panels 7 U, depth: 412.6/532.6 mm: 63-195

1.3.3.1 Trim Strips

- **Scope of delivery:**
 - 4 trim strips

Description	Depth	232.6 mm	292.6 mm	412.6	532.6
		9.15"	11.51"	16.24"	20.96"
Solid, light grey		30-932-1	30-933-1	30-935-1	30-944-1
Solid, graphite-black		30-932-6	30-933-6	30-935-6	30-944-6

1.3.3.2 Assembly Material for Side Panels and Trim Strips

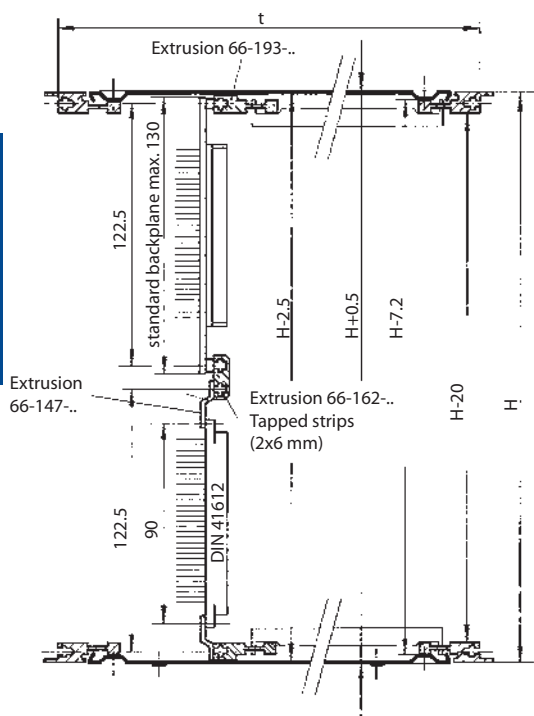
Description	Depth mm	Depth inch	Part-No.
1 set of rubber tubing	232.6	9.15	63-096
1 set of rubber tubing	292.6	11.51	63-097
1 set of rubber tubing	412.6	16.24	63-099
1 set of rubber tubing	532.6	20.96	63-141



1: Unibox 14

1.3.4 Drawing


1.3.4.1 Line Drawing Cover Panel Formed for Accomodation of Backplane



for	H	
	mm	inch
3 U	132.50	5.21
4 U	176.95	6.96
6 U	265.85	8.71
7 U	310.30	10.46

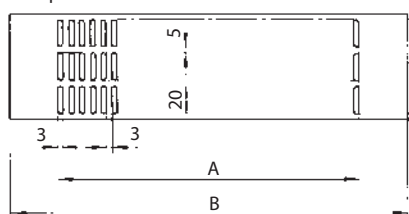
1.3.4.2 Line Drawing of Side Panel for Crossflow Ventilation

Side panel 2U

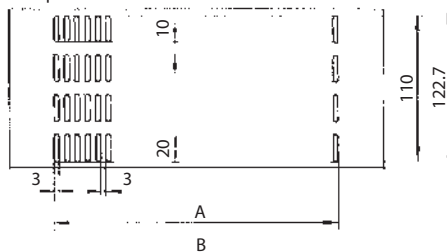


Case Depth t		A		B	
mm	inch	mm	inch	mm	inch
292.6	11.51	225	8.85	292.3	11.50
412.6	16.24	345	13.58	412.3	16.23
532.6	20.96	465	18.30	532.3	20.95

Side panel 3 U



Side panel 4 U



Side panel 6 U

