

RF 19 H, silver, full illumination, 2.9^{±0.6} N, lamp white, bezel white, 1 NO



fields of application

- › Measurement-control-regulation
- › Mechanical and system engineering
- › Automotive
- › Electro-medical

special features

- › Silver contacts, reliable switching with medium currents
- › Full illumination
- › Min. key grid 24 mm
- › Overall height: 12.5 mm
- › Terminal technology: THT



description

The RF 15 H silver tactile switches have a 19 x 19 mm edge length, reliable silver contacts and a noticeable click. They are used in flat data entry keyboards under overlays or under keycaps, such as RAFI RK 90 keycaps.

Flat data entry keyboards with RF 19 H elements should be constructed in a 24 mm grid. With this grid, strips of glue remain between the individual keys on the front panel. The overlay, which we recommend embossing above the key switches, can be glued onto these strips of glue.

The key switch can be locked with an O-ring (accessory) and used as a signal indicator or placeholder.

technical data

› general

illuminated	Yes
Bezel color	white
Luminous element color	white
Operating temperature, min.	-25 °C
Operating temperature, max.	70 °C
Storage temperature, min.	-25 °C
Storage temperature, max.	70 °C
Luminous elements	Full illumination 2 LEDs
Soldering time for manual soldering, max.	5 sec
Soldering temperature for manual soldering	350 °C
Soldering temperature for wave soldering	260 °C
Soldering	Manual / wave

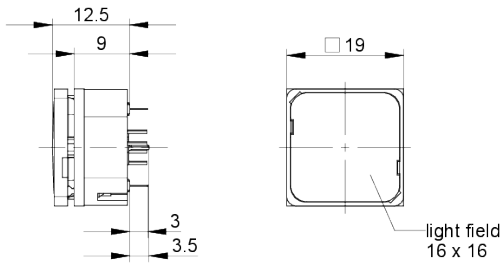
direct links

- › [RAFI eCatalog](#)

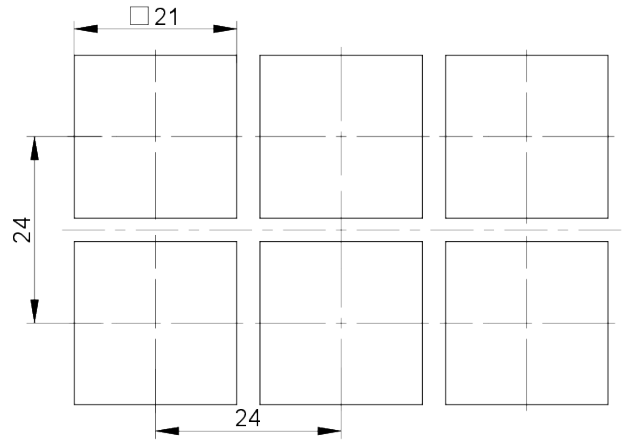
Solder heat resistance according to standard	DIN EN 60068-2-20
Packaging	Tube
Packaging unit	25 pcs.
Environment resistance	IEC 60068-2-14 IEC 60068-2-30 IEC 60068-2-33 IEC 60068-2-78
Operating life	1,000,000 Cycles
RoHS compliant	Yes
REACH compliant	Yes
> mounting diameters	
Installation height	12.5 mm
Grid, min.	24 mm
Outside dimension, length	19.05 mm
Outside dimension, width	19.05 mm
Outside dimension, height	12.5 mm
> mechanical data	
Actuation function	momentary contact function
Operating force, max.	100 N
Operating force, min.	2,9 ^{+0,6} N
Switching travel	0,5 ^{+0,2} mm
Contact function	1 NO
Contact system	Snap-action contact
Contact material	Silver
Fixing	Soldering
Terminal on the rear	THT
Lötbarkeit	Yes
> electrical data	
Operating voltage of the luminous element, max.	24 V
Rated voltage, min.	3 V
Rated voltage, max.	35 V
Rated current, min.	0 A
Rated current, max.	0.25 A
Rated power, max.	12.5 W

drawings

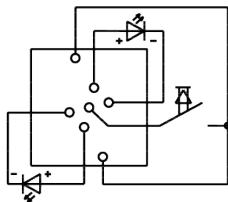
Dimensioned drawing



front panel drawing



Circuit diagram



Button full illumination