

規格說明書

SPECIFICATIONS

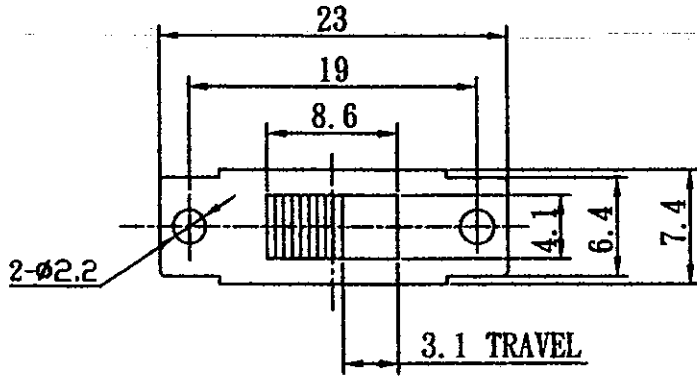
DATE: 2005.09.29

製品名 TYPE OF SWITCH	SLIDE SWITCH SAB-12BE-09-1355	圖面號碼 DRAWING NO.	S0135505	整理番號 FILE NO.	01355
-----------------------	----------------------------------	---------------------	----------	------------------	-------

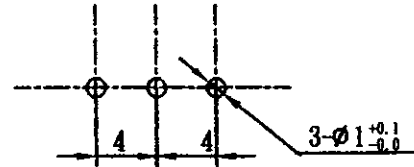
1. 定 格: RATING: AC, DC. 30 V, 0.3 A.
2. 構 造: CONSTRUCTION
 - 2.1 型態及長寬度均照另附圖面之規定
SHAPE AND DIMENSIONS SUBJECT TO ATTACHED CHART REGULATION
 - 2.2 外 觀: 各部分之完成程度良好, 並無生鏽, 裂損, 電鍍不良等。
APPEARANCE: EVERY PART SHOULD BE FINISHED NOT TO EXIST RUST, FLAW, CRACK AND BAD PLATING.
3. 機械的性能 MECHANICAL STRUCTURE
 - 3.1 迴 轉 力 Kg cm 作動力: 400±200; g
ROTATION TORQUE: Kg cm OPERATION: 400±200; g
 - 3.2 阻 止 力 5 Kg 於 1 分/秒
STOPPER STRENGTH: 5 Kg FOR 1 MINUTE/second
 - 3.3 端子強度: 於端子先端各方向處, 加400g之力1分鐘, 而端子並無搖動, 脫落, 端子板破損等現象(一支端子一次)
STAKING OF TERMINALS: WHEN 400g/gs IS/ARE WEIGHTED ON TOP OF TERMINAL IN EVERY DIRECTION FOR ONE(1)MINUTE, LOOSE STAKING OF TERMINAL AND DAMAGE ON STATOR BOARD SHOULD NOT EXIST.
4. 電氣的性能 ELECTRICAL STRUCTURE
 - 4.1 接觸抵抗: DC. 5V, 1A. 電壓降下法測定, 或以1KHZ±200HZ 2mV, 測定 20 mΩ以下
CONTACT RESISTANCE: LESS THAN 20 mΩ ON DC. 5V, 1A. MEASURED BY VOLTAGE DECREASING METHOD OR MEASURED BY 1KHZ±200HZ LESS THAN 2mV.
 - 4.2 絕緣抵抗: DC. 500 V, 100 MΩ 以上
INSULATION RESISTANCE: MORE THAN 100 MΩ ON DC. 500 V, MEASURED BY INSULATION TESTER
 - 4.3 耐 電 壓: AC. 500 V. (50-60HZ.) 1分鐘並無異常發生
WITHSTAND VOLTAGE: AC. 500 V. (50-60HZ.) FOR 1 MIN.
5. 耐 濕 性 HUMIDITY TEST
放置溫度40±2°C, 相對濕度90~95%內 48 小時后除去水滴, 而於 30 分鐘內, 測定時, 絕緣抵抗為 10 MΩ 以上。
INSULATION RESISTANCE IS 10 MΩ OVER MEASURED AFTER 30 MINUTE(S) AFTER REMAINING SWITCH FOR 48 HOUR(S) AT THE CONDITION OF TEMPERATURE 40±2 °C AND HUMIDITY 90~95%.
6. 使用溫度範圍 TEMPERATURE RANGE: -20 C ~ +60 C
7. 壽命試驗 LIFE TEST
 - 7.1 試驗機速度 SPEED OF TESTING MACHINE: 19 次/min
 - 7.2 負 荷 有, 無 LOAD, NO LOAD.
 - 7.3 往復動作 SWITCHING: 10,000 CYCLES.
 - 7.4 接觸抵抗 40 mΩ 以下, CONTACT RESISTANCE: LESS THAN 40 mΩ
 - 7.5 迴轉力之變化 CHANGE OF ROTATION TORQUE: Kg cm.
 - 7.6 作動力之變化 CHANGE OF SWITCHING TENSION: ± 30% g.



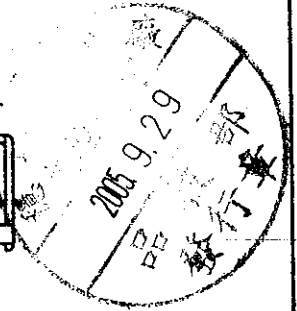
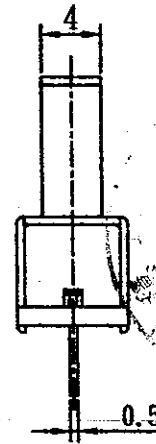
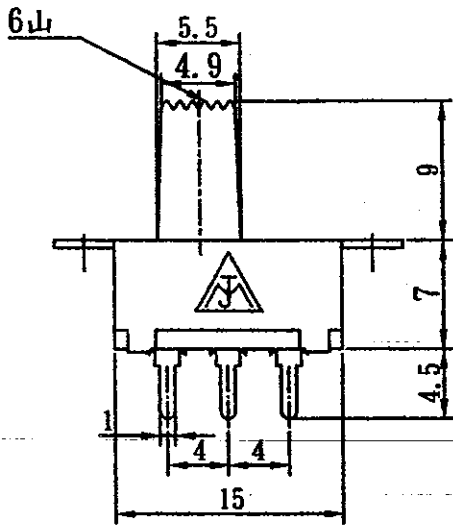
NOTICE: SUBJECT TO ALTERATIONS ON APPEARANCE AND TEPMS TO BE ALL WED OIWITHOUT NOTICE DUE TO OUR QUALITY IMPROVEMENT:



尺寸公差	容許公差區分					
	A	B	C	D	E	F
1以下	± 0.01	± 0.025	± 0.05	± 0.1	± 0.25	± 0.5
1-2以下	± 0.013	± 0.03	± 0.06	± 0.13	± 0.3	± 0.6
2-4以下	± 0.018	± 0.04	± 0.08	± 0.16	± 0.4	± 0.8
4-8以下	± 0.02	± 0.05	± 0.1	± 0.2	± 0.5	± 1
8-16以下	± 0.025	± 0.06	± 0.13	± 0.25	± 0.6	± 1.25
16-31.5以下	± 0.03	± 0.08	± 0.16	± 0.3	± 0.8	± 1.6
31.5-50以下	± 0.04	± 0.1	± 0.2	± 0.4	± 1	± 2
50-125以下	± 0.05	± 0.13	± 0.25	± 0.5	± 1.25	± 2.5
125-250以下	± 0.06	± 0.16	± 0.3	± 0.6	± 1.6	± 3.0



P. C. B. LAYOUT



注: 1. 1pole 2positions
 2. CHANGE OVER TIMING
 NON SHORTING
 NICKEL PLATED CASE

製品名	SAB-12BE-09-1355	投影法	單位	比例	備注
		三角法	mm	2/1	容許公差: D
圖名	組立圖	承認	驗認	制圖	制圖日期
					2005.09.29
圖號	S0135505				