

Vacuum Ejector, Box Type (Built in Silencer)/Body Ported Type

Series ZH

Features

- Body or box design.
- Box type has integral silencer.
- Compact and lightweight design.
- Choice of 7 nozzle diameters.
- One touch or threaded ports for easy connection in a system.
- Mounting holes available on all units to fix to machinery.
- Standard or low vacuum pressure options.



How to order

Box type
(Built-in silencer)

E ZH 07 B S 06 F01

Body ported type
(Without silencer)

E ZH 07 D S F01 F01 F01

Nil	One touch fittings only
E	Threaded port included

Nozzle diameter

05	0.5 mmø
07	0.7 mmø
10	1.0 mmø
13	1.3 mmø
15	1.5 mmø
18	1.8 mmø
20	2.0 mmø

Maximum vacuum pressure

S	-88 kPa
L	-48 kPa

SUP. port size

Symbol	Size	Style
06	ø6	One-touch
08	ø8	One-touch
10	ø10	One-touch
12	ø12	One-touch
F01	1/8	Screw-in
F02	1/4	Screw-in
F03	3/8	Screw-in

EXH. port size

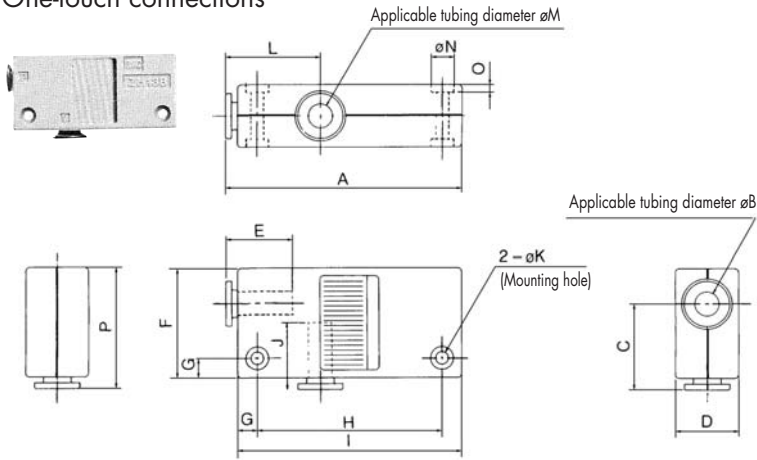
Symbol	Size	Style
06	ø6	One-touch
08	ø8	One-touch
10	ø10	One-touch
12	ø12	One-touch
16	ø16	One-touch
F01	1/8	Screw-in
F02	1/4	Screw-in
F03	3/8	Screw-in
F04	1/2	Screw-in

VAC. port size

Symbol	Size	Style
06	ø6	One-touch
10	ø10	One-touch
12	ø12	One-touch
16	ø16	One-touch
F01	1/8	Screw-in
F02	1/4	Screw-in
F03	3/8	Screw-in
F04	1/2	Screw-in

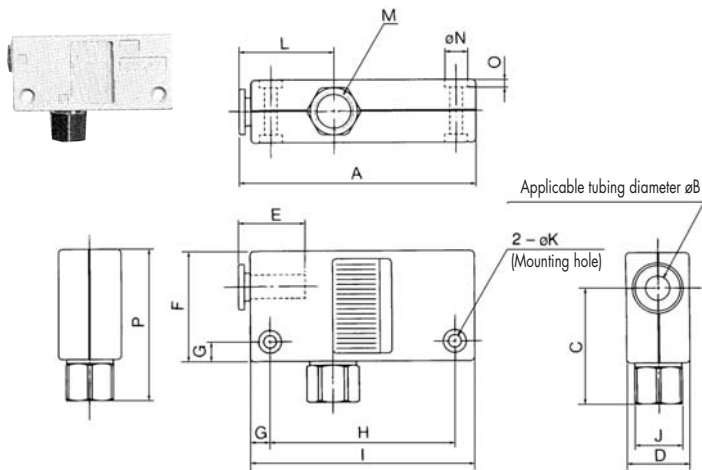
Note) See dimension tables for all combinations available. If a part number is not present there it cannot be ordered.

Dimensions Box Type (Built-in silencer): ZH□B^S-□-□

One-touch connections


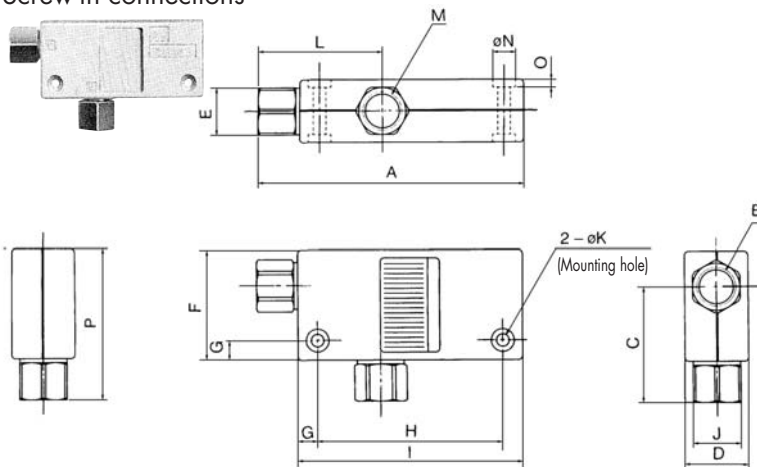
Model	A	øB	C	D	E	F	G	H
ZH05BS-06-06	60	6	22	16	12.8	28	5	47
ZH05BL-06-06	60	6	22	16	12.8	28	5	47
ZH07BS-06-06	60	6	22	16	12.8	28	5	47
ZH07BL-06-06	60	6	22	16	12.8	28	5	47
ZH10BS-06-06	63	6	23	18	12.8	29	5	50
ZH10BL-06-06	63	6	23	18	12.8	29	5	50
ZH13BS-08-10	78	8	27.5	23	13.7	35	7	61
ZH13BL-08-10	78	8	27.5	23	13.7	35	7	61

Model	I	J	øK	L	øM	øN	O	P
ZH05BS-06-06	57	12.8	3.2	24	6	5.8	2	31
ZH05BL-06-06	57	12.8	3.2	24	6	5.8	2	31
ZH07BS-06-06	57	12.8	3.2	24	6	5.8	2	31
ZH07BL-06-06	57	12.8	3.2	24	6	5.8	2	31
ZH10BS-06-06	60	12.8	3.2	26	6	5.8	2	32
ZH10BL-06-06	60	12.8	3.2	26	6	5.8	2	32
ZH13BS-08-10	75	15.3	4.2	28	10	7.5	3	38.5
ZH13BL-08-10	75	15.3	4.2	28	10	7.5	3	38.5

One-touch and screw-in vacuum connections


Model	A	øB	C	D	E	F	G	H
EZH05BS-06-F01	60	6	29.5	16	12.8	28	5	47
EZH05BL-06-F01	60	6	29.5	16	12.8	28	5	47
EZH07BS-06-F01	60	6	29.5	16	12.8	28	5	47
EZH07BL-06-F01	60	6	29.5	16	12.8	28	5	47
EZH10BS-06-F01	63	6	30.5	18	12.8	29	5	50
EZH10BL-06-F01	63	6	30.5	18	12.8	29	5	50
EZH13BS-08-F02	78	8	39	23	13.7	35	7	61
EZH13BL-08-F02	78	8	39	23	13.7	35	7	61

Model	I	J	øK	L	M	øN	O	P
EZH05BS-06-F01	57	12	3.2	24	1/8	5.8	2	38.5
EZH05BL-06-F01	57	12	3.2	24	1/8	5.8	2	38.5
EZH07BS-06-F01	57	12	3.2	24	1/8	5.8	2	38.5
EZH07BL-06-F01	57	12	3.2	24	1/8	5.8	2	38.5
EZH10BS-06-F01	60	12	3.2	26	1/8	5.8	2	39.5
EZH10BL-06-F01	60	12	3.2	26	1/8	5.8	2	39.5
EZH13BS-08-F02	75	17	4.2	28	1/4	7.5	3	50
EZH13BL-08-F02	75	17	4.2	28	1/4	7.5	3	50

Screw-in connections


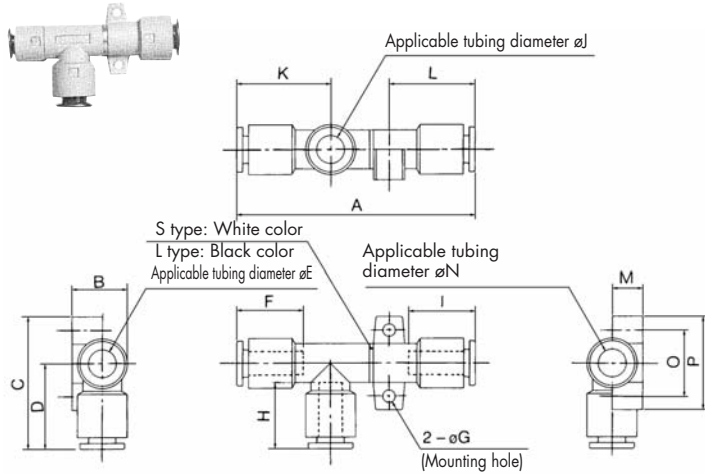
Model	A	B	C	D	E	F	G	H
EZH05BS-F01-F01	67.5	1/8	29.5	16	12	28	5	47
EZH05BL-F01-F01	67.5	1/8	29.5	16	12	28	5	47
EZH07BS-F01-F01	67.5	1/8	29.5	16	12	28	5	47
EZH07BL-F01-F01	67.5	1/8	29.5	16	12	28	5	47
EZH10BS-F01-F01	70.5	1/8	30.5	18	12	29	5	50
EZH10BL-F01-F01	70.5	1/8	30.5	18	12	29	5	50
EZH13BS-F01-F02	86.5	1/8	39	23	14	35	7	61
EZH13BL-F01-F02	86.5	1/8	39	23	14	35	7	61

Model	I	J	øK	L	M	øN	O	P
EZH05BS-F01-F01	57	12	3.2	31.5	1/8	5.8	2	38.5
EZH05BL-F01-F01	57	12	3.2	31.5	1/8	5.8	2	38.5
EZH07BS-F01-F01	57	12	3.2	31.5	1/8	5.8	2	38.5
EZH07BL-F01-F01	57	12	3.2	31.5	1/8	5.8	2	38.5
EZH10BS-F01-F01	60	12	3.2	33.5	1/8	5.8	2	39.5
EZH10BL-F01-F01	60	12	3.2	33.5	1/8	5.8	2	39.5
EZH13BS-F01-F02	75	17	4.2	36.5	1/4	7.5	3	50
EZH13BL-F01-F02	75	17	4.2	36.5	1/4	7.5	3	50

Dimensions

Body Ported Type (Without silencer): ZH05D_L-□-□-□ to ZH15D_L-□-□-□

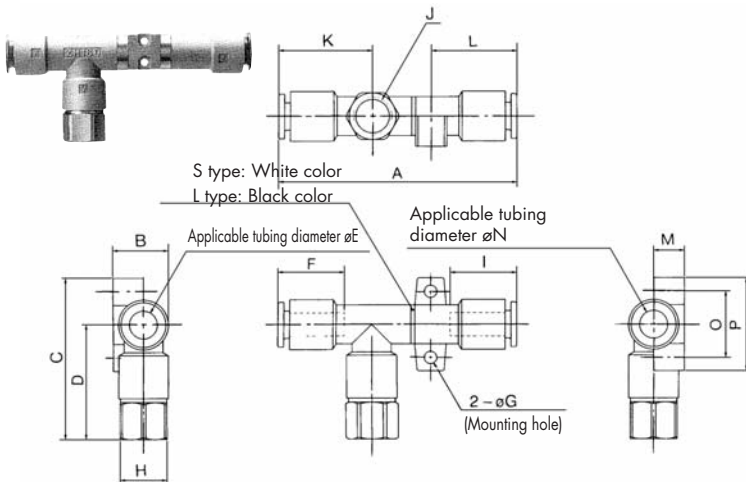
One-touch connections



Model	A	B	C	D	ϕ E	F	ϕ G	H
ZH05DS-06-06-06	58.5	14.2	34	22	6	12.8	3.2	12.8
ZH05DL-06-06-06	58.5	14.2	34	22	6	12.8	3.2	12.8
ZH07DS-06-06-06	61	14.2	34	22	6	12.8	3.2	12.8
ZH07DL-06-06-06	61	14.2	34	22	6	12.8	3.2	12.8
ZH10DS-06-06-08	66	17.2	37	23	6	12.8	4.2	12.8
ZH10DL-06-06-08	70	17.2	37	23	6	12.8	4.2	12.8
ZH13DS-08-10-10	74.5	20	42.5	27.5	8	13.7	4.2	15.3
ZH13DL-08-10-10	79.5	20	42.5	27.5	8	13.7	4.2	15.3
ZH15DS-10-12-12	93.3	22.45	47	29.5	10	15.3	4.2	15.8
ZH15DL-10-12-12	93.3	22.45	47	29.5	10	15.3	4.2	15.8

Model	I	ϕ J	K	L	M	ϕ N	O	P
ZH05DS-06-06-06	12.8	6	24	21	7.8	6	17	24
ZH05DL-06-06-06	12.8	6	24	21	7.8	6	17	24
ZH07DS-06-06-06	12.8	6	24	22	7.8	6	17	24
ZH07DL-06-06-06	12.8	6	24	22	7.8	6	17	24
ZH10DS-06-06-08	13.7	6	26	24.5	9.6	8	20	28
ZH10DL-06-06-08	13.7	6	26	24.5	9.6	8	20	28
ZH13DS-08-10-10	15.3	10	28	27	10.7	10	22	30
ZH13DL-08-10-10	15.3	10	28	27	10.7	10	22	30
ZH15DS-10-12-12	15.8	12	31.5	32.8	12	12	27	35
ZH15DL-10-12-12	15.8	12	31.5	32.8	12	12	27	35

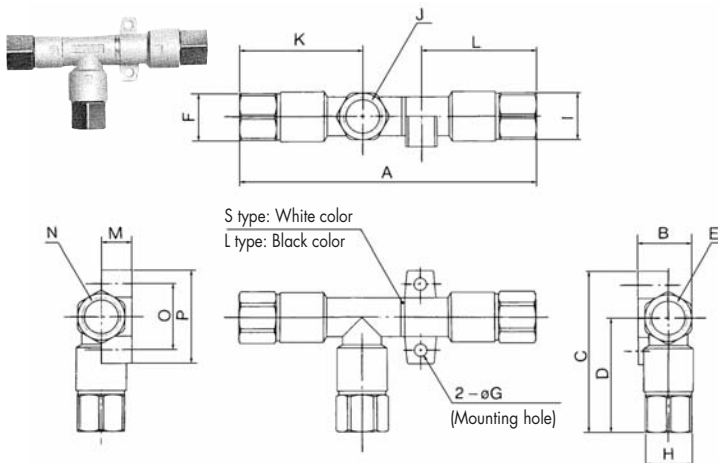
One-touch and screw-in vacuum connections



Model	A	B	C	D	ϕ E	F	ϕ G	H
EZH05DS-06-F01-06	58.5	14.2	41.5	29.5	6	12.8	3.2	12
EZH05DL-06-F01-06	58.5	14.2	41.5	29.5	6	12.8	3.2	12
EZH07DS-06-F01-06	61	14.2	41.5	29.5	6	12.8	3.2	12
EZH07DL-06-F01-06	61	14.2	41.5	29.5	6	12.8	3.2	12
EZH10DS-06-F01-08	66	17.2	44.5	30.5	6	12.8	4.2	12
EZH10DL-06-F01-08	70	17.2	44.5	30.5	6	12.8	4.2	12
EZH13DS-08-F02-10	74.5	19.95	54	39	8	13.7	4.2	17
EZH13DL-08-F02-10	79.5	19.95	54	39	8	13.7	4.2	17
EZH15DS-10-F03-12	93.3	22.45	58.5	41	10	15.3	4.2	19
EZH15DL-10-F03-12	93.3	22.45	58.5	41	10	15.3	4.2	19

Model	I	J	K	L	M	ϕ N	O	P
EZH05DS-06-F01-06	12.8	1/8	24	21	7.8	6	17	24
EZH05DL-06-F01-06	12.8	1/8	24	21	7.8	6	17	24
EZH07DS-06-F01-06	12.8	1/8	24	22	7.8	6	17	24
EZH07DL-06-F01-06	12.8	1/8	24	22	7.8	6	17	24
EZH10DS-06-F01-08	13.7	1/8	26	24.5	9.6	8	20	28
EZH10DL-06-F01-08	13.7	1/8	26	24.5	9.6	8	20	28
EZH13DS-08-F02-10	15.3	1/4	28	27	10.7	10	22	30
EZH13DL-08-F02-10	15.3	1/4	28	27	10.7	10	22	30
EZH15DS-10-F03-12	15.8	3/8	31.5	32.8	12	12	27	35
EZH15DL-10-F03-12	15.8	3/8	31.5	32.8	12	12	27	35

Screw-in connections



Model	A	B	C	D	E	F	ϕ G	H
EZH05DS-F01-F01-F01	73.5	14.2	41.5	29.5	1/8	12	3.2	12
EZH05DL-F01-F01-F01	73.5	14.2	41.5	29.5	1/8	12	3.2	12
EZH07DS-F01-F01-F01	76	14.2	41.5	29.5	1/8	12	3.2	12
EZH07DL-F01-F01-F01	76	14.2	41.5	29.5	1/8	12	3.2	12
EZH10DS-F01-F01-F01	82	17.2	44.5	30.5	1/8	12	4.2	12
EZH10DL-F01-F01-F01	86	17.2	44.5	30.5	1/8	12	4.2	12
EZH13DS-F01-F02-F02	94.5	19.95	54	39	1/8	14	4.2	17
EZH13DL-F01-F02-F02	99.5	19.95	54	39	1/8	14	4.2	17
EZH15DS-F02-F03-F03	116.5	22.45	58.5	41	1/4	17	4.2	19
EZH15DL-F02-F03-F03	116.5	22.45	58.5	41	1/4	17	4.2	19

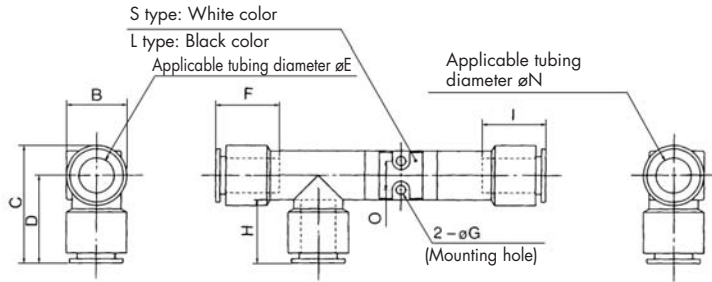
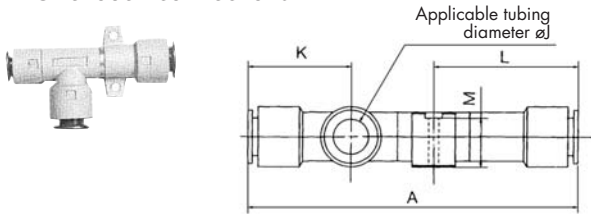
Model	I	J	K	L	M	N	O	P
EZH05DS-F01-F01-F01	12	1/8	31.5	28.5	7.8	1/8	17	24
EZH05DL-F01-F01-F01	12	1/8	31.5	28.5	7.8	1/8	17	24
EZH07DS-F01-F01-F01	12	1/8	31.5	29.5	7.8	1/8	17	24
EZH07DL-F01-F01-F01	12	1/8	31.5	29.5	7.8	1/8	17	24
EZH10DS-F01-F01-F01	14	1/8	33.5	33	9.6	1/8	20	28
EZH10DL-F01-F01-F01	14	1/8	33.5	33	9.6	1/8	20	28
EZH13DS-F01-F02-F02	17	1/4	36.5	38.5	10.7	1/4	22	30
EZH13DL-F01-F02-F02	17	1/4	36.5	38.5	10.7	1/4	22	30
EZH15DS-F02-F03-F03	19	3/8	43	44.5	12	3/8	27	35
EZH15DL-F02-F03-F03	19	3/8	43	44.5	12	3/8	27	35

Vacuum

Dimensions

Body Ported Type (Without silencer): ZH18D_L^S-□-□-□, ZH20D_L^S-□-□-□

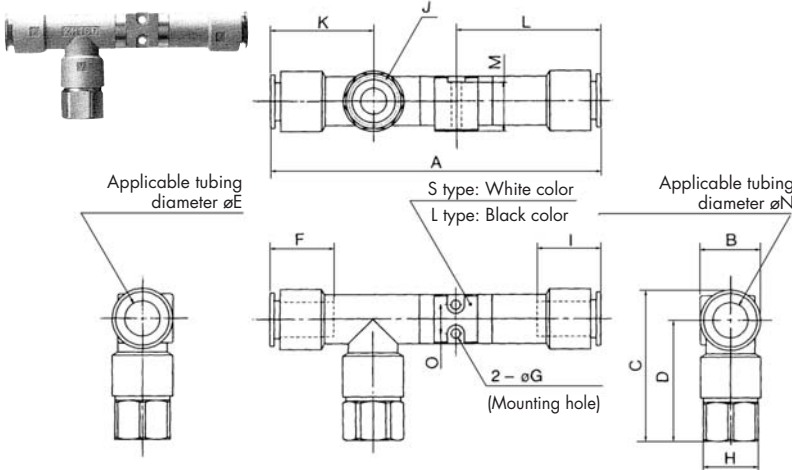
One-touch connections



Model	A	B	C	D	øE	F	øG	H
ZH18DS-12-12-12	114	20.95	40.95	30.5	ø12	15.8	ø3.5	15.8
ZH18DL-12-12-12	114	20.95	40.95	30.5	ø12	15.8	ø3.5	15.8
ZH20DS-12-16-16	124.6	26.75	45.95	32.7	ø12	15.8	ø3.5	17.2
ZH20DL-12-16-16	124.6	26.75	45.95	32.7	ø12	15.8	ø3.5	17.2

Model	I	øJ	K	L	M	øN	O
ZH18DS-12-12-12	15.8	ø12	35.5	50	17	ø12	10
ZH18DL-12-12-12	15.8	ø12	35.5	50	17	ø12	10
ZH20DS-12-16-16	17.2	ø16	38.5	54.3	21.7	ø16	12
ZH20DL-12-16-16	17.2	ø16	38.5	54.3	21.7	ø16	12

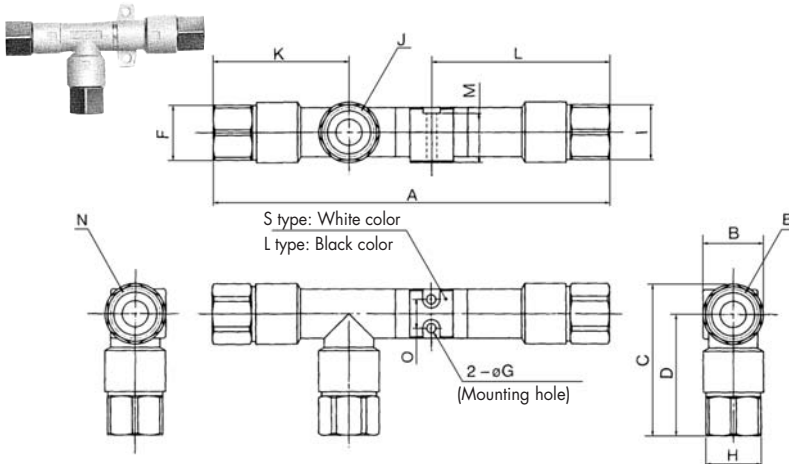
One-touch and screw-in vacuum connections



Model	A	B	C	D	øE	F	øG	H
EZH18DS-12-F03-12	110	20.95	52.45	42	ø12	15.8	ø3.5	19
EZH18DL-12-F03-12	110	20.95	52.45	42	ø12	15.8	ø3.5	19
EZH20DS-12-F04-16	124.6	26.75	60.95	47.7	ø12	15.8	ø3.5	24
EZH20DL-12-F04-16	124.6	26.75	60.95	47.7	ø12	15.8	ø3.5	24

Model	I	J	K	L	M	øN	O
EZH18DS-12-F03-12	15.8	3/8	35.5	50	17	ø12	10
EZH18DL-12-F03-12	15.8	3/8	35.5	50	17	ø12	10
EZH20DS-12-F04-16	17.2	1/2	38.5	54.3	21.7	ø16	12
EZH20DL-12-F04-16	17.2	1/2	38.5	54.3	21.7	ø16	12

Screw-in connections



Model	A	B	C	D	E	F	øG	H
EZH18DS-F03-F03-F03	133	20.95	52.45	42	3/8	19	ø3.5	19
EZH18DL-F03-F03-F03	133	20.95	52.45	42	3/8	19	ø3.5	19
EZH20DS-F03-F04-F04	151.1	26.75	60.95	47.7	3/8	19	ø3.5	24
EZH20DL-F03-F04-F04	151.1	26.75	60.95	47.7	3/8	19	ø3.5	24

Model	I	J	K	L	M	N	O
EZH18DS-F03-F03-F03	19	3/8	47	57.5	17	3/8	10
EZH18DL-F03-F03-F03	19	3/8	47	57.5	17	3/8	10
EZH20DS-F03-F04-F04	24	1/2	50	69.3	22	1/2	12
EZH20DL-F03-F04-F04	24	1/2	50	69.3	22	1/2	12

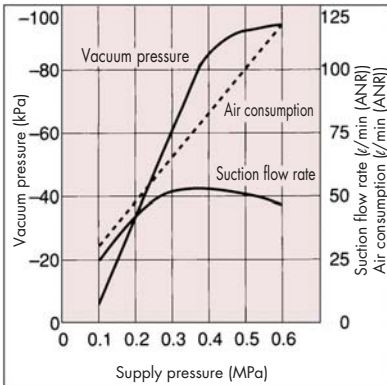
Flow characteristics

The flow characteristics correspond to a supply pressure of 0.45 MPa.

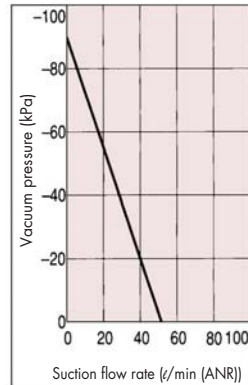
ZH15□S

Max. vacuum pressure: -88 kPa

Exhaust Characteristics



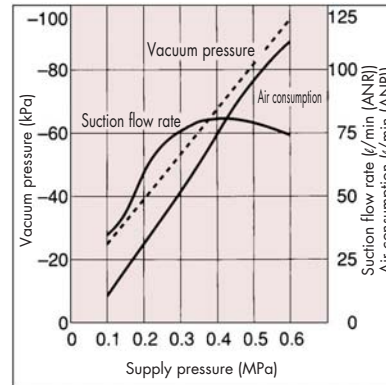
Flow Characteristics



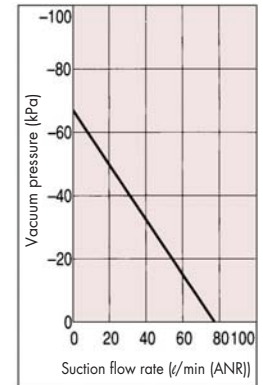
ZH15□L

Max. vacuum pressure: -53 kPa

Exhaust Characteristics



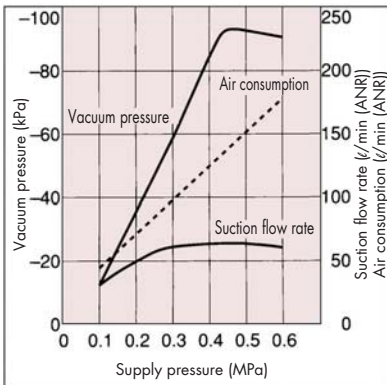
Flow Characteristics



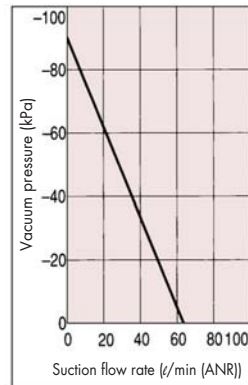
ZH18□S

Max. vacuum pressure: -88 kPa

Exhaust Characteristics



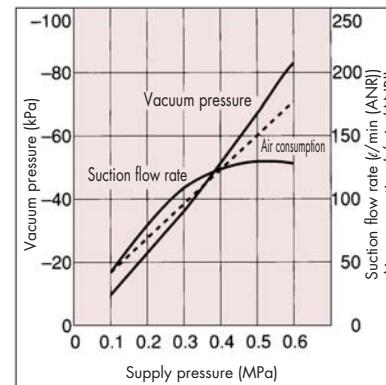
Flow Characteristics



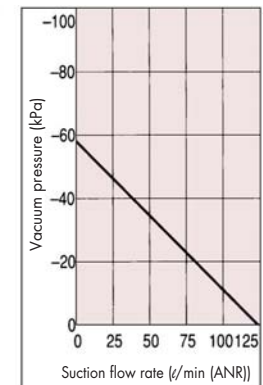
ZH18□L

Max. vacuum pressure: -53 kPa

Exhaust Characteristics



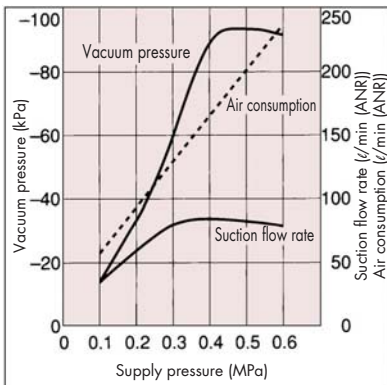
Flow Characteristics



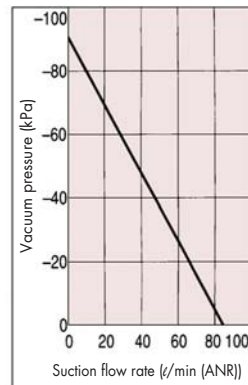
ZH20□S

Max. vacuum pressure: -88 kPa

Exhaust Characteristics



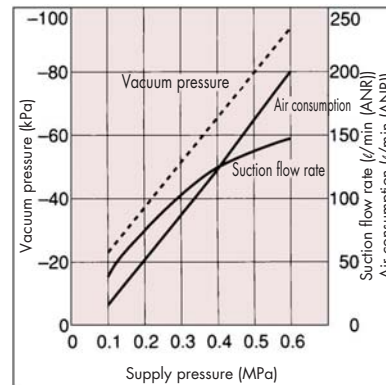
Flow Characteristics



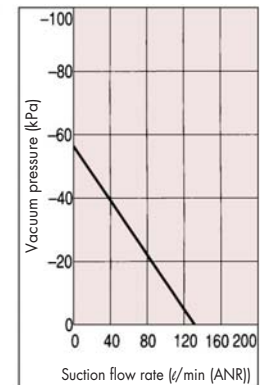
ZH20□L

Max. vacuum pressure: -53 kPa

Exhaust Characteristics



Flow Characteristics



Specification table

Model	Nozzle diameter (mm)	Body type	Max. vacuum pressure* (kPa)		Maximum suction flow rate (l/min ANR)		Air consumption (l/min ANR)		Connection (One-touch/Screw-in)			Weight (g)
			Type S	Type L	Type S	Type L	Type S/Type L	SUP	VAC	EXH		
ZH05B□	0.5	Box type (Built-in silencer)	-88	-48	5	8	13	ø6/1/8	ø6/1/8	—	28	
ZH07B□	0.7				12	20	23					
ZH10B□	1.0				24	34	46					
ZH13B□	1.3				40	70	78					
ZH05D□	0.5	Body ported type (Without silencer)	-88	-48	5	8	13	ø6/1/8	ø6/1/8	ø6/1/8	11	
ZH07D□	0.7				12	20	23					
ZH10D□	1.0				24	34	46					
ZH13D□	1.3				40	70	78					
ZH15D□	1.5	Body ported type (Without silencer)	-88	-53	55	75	95	ø10/1/4	ø12/3/8	ø12/3/8	43	
ZH18D□	1.8				65	110	150					
ZH20D□	2.0				85	135	185					

* Supply pressure: 0.45 MPa.



CAD CD-ROM AVAILABLE



CATALOGUE E801-A AVAILABLE



PDF AVAILABLE ONLINE