



## USB 2.0 to 10/100Mbps Fast Ethernet Adapter

TU2-ET100

- Quick Installation Guide (1)

## 1. Before You Start

### Package Contents

- TU2-ET100
- Multi-Language Quick Installation Guide
- CD-ROM (Driver & User's Guide)

If any of the above contents are missing, please contact your reseller.

### Minimum System Requirements

- CD-ROM Drive
- Computer with an available USB 1.1 or 2.0 port

Supported Operating Systems	CPU	Memory
Windows 7 (32/64-bit)	1GHz or above	1GB RAM or above
Windows Vista (32/64-bit)	800MHz or above	512MB RAM or above
Windows XP (32/64-bit)/2000	300MHz or above	256MB RAM or above
Mac OS X (10.6)	Intel Processor	1GB RAM or above
Mac OS X (10.5)	867MHz or above	512MB RAM or above
Mac OS X (10.4)	333MHz or above	256MB RAM or above


## 2. How to Install

### Note:

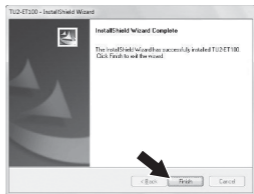
1. Do not connect the TU2-ET100 until instructed to do so.
2. For Mac OS X (10.4~10.6) instructions, please refer to the User's Guide on the provided CD-ROM.

1. Insert the Driver CD-ROM into your CD-ROM drive.
2. Click **Run Autorun.exe** (Windows 7/Vista only).

### 3. Click Install Driver.



### 4. Follow the InstallShield Wizard and then click Finish.

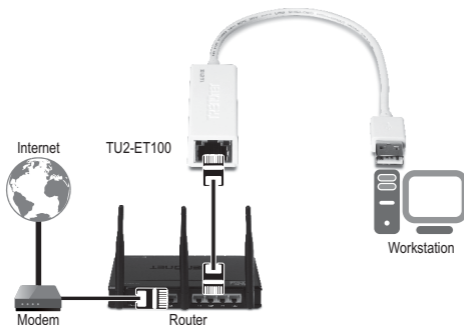


### 5. Click Exit and remove the driver CD-ROM from your computer's CD-ROM drive.

### 6. Connect the adapter to an available USB port of your computer.

### 7. Drivers will install automatically.

### 8. Connect a network cable from the TU2-ET100 to a Switch, Router or Cable/DSL Modem.



Your installation is now complete.

# Declaration of Conformity



## Company Information:

Company Name:

TRENDnet, Inc.

Company Address:

20675 Manhattan Place

Torrance, CA 90501

USA

## Product Information:

Product Description:

USB to 10/100Mbps Adapter

Model Number:

TU2-ET100

Brand name:

TRENDnet



## Technical Standards:

EN 55022 : 2006 + A1 : 2007 Class B

EN 61000-3-2 : 2006 + A1 : 2008 + A2 : 2009

EN 61000-3-3 : 2008

EN 55024 : 1998 + A1 : 2001 + A2 : 2003

## Declaration:

*The product is herewith confirmed to comply with the requirements of Directive 2004/108/EC of the Council (European Parliament) on the EMC directive.*

*I hereby declare that the products and devices mentioned above are consistent with the standards and provisions of the guidelines.*

Sonny Su

Full Name

August 10, 2011

Date

Director of Technology

Position / Title

Signature



## Product Warranty Registration

Please take a moment to register your product online.  
Go to TRENDnet's website at <http://www.trendnet.com/register>

### Certifications

This equipment has been tested and found to comply with FCC and CE Rules.  
Operation is subject to the following two conditions:

- (1) This device may not cause harmful interference.
- (2) This device must accept any interference received. Including interference that may cause undesired operation.



Waste electrical and electronic products must not be disposed of with household waste. Please recycle where facilities exist. Check with you Local Authority or Retailer for recycling advice.



**NOTE:** THE MANUFACTURER IS NOT RESPONSIBLE FOR ANY RADIO OR TV INTERFERENCE CAUSED BY UNAUTHORIZED MODIFICATIONS TO THIS EQUIPMENT. SUCH MODIFICATIONS COULD VOID THE USER'S AUTHORITY TO OPERATE THE EQUIPMENT.

### ADVERTENCIA

En todos nuestros equipos se mencionan claramente las características del adaptador de alimentación necesario para su funcionamiento. El uso de un adaptador distinto al mencionado puede producir daños físicos y/o daños al equipo conectado. El adaptador de alimentación debe operar con voltaje y frecuencia de la energía eléctrica domiciliar existente en el país o zona de instalación.

TRENDnet  
20675 Manhattan Place  
Torrance, CA 90501. USA