

# Series 1012/G

- Test probe for cable harness testing
- Screwable - threaded design
- Screwing tools available

### Mechanical Data

Center	1.91 mm/75 mil
Full Travel	6.40 mm
Working Travel	4.30 mm
Pre-loaded Spring Force	0.20/ 0.30/ 0.40/ 0.50/ 0.70 N
Spring Force at Working Travel	0.60/ 1.00/ 1.50/ 2.00/ 2.80 N

### Electrical Data

Max. Current Rating	3.0...4.0 A
Typical Continuity Resistance	<= 20 mOhm


### Materials

Barrel	Brass, gold plated
Spring	Spring Steel, gold plated
Plunger	Steel, CuBe
Receptacle	Brass, gold plated

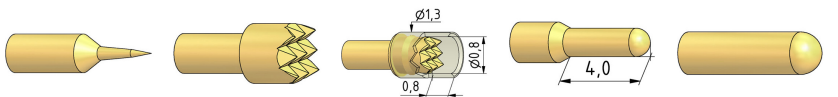
### Recommended Diameter of Drill

HP 2361.1 (Trolitax)	1.31 mm
HGW 2372	1.33 mm

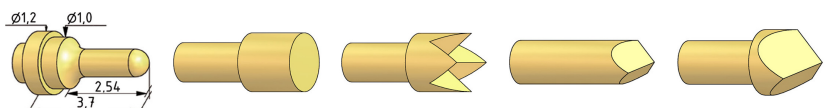
### Tip style - Diameter - Plating



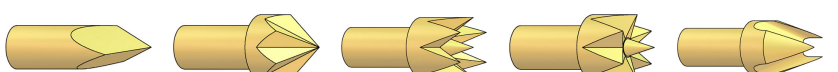
A	A6	B	BD	BST1
1.20C Au	1.20 Au	0.64 Au	0.61C Au	0.64 Au



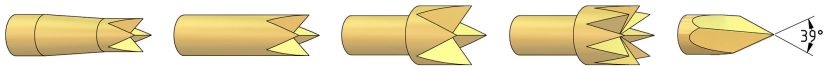
BST2	C	CS1	D	D
0.64 Au	1.00 Au 1.20 Au	0.80/1.30C Au/POM	0.50C Au	0.64C Au



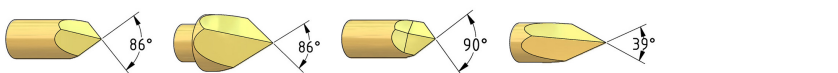
D3	F	G	H	H
0.50C Au	0.90C Au	1.15 Au	0.64 Au	1.00 Au 1.20 Au



H1	K	M1	M6	N
0.64 Au	1.20 Au	1.20 Au	1.30 Au	0.50 Au



Q	Q	Q	Q8	V
0.50 Au	0.64 Au	0.80 Au 1.00 Au 1.15 Au	1.20 Au	0.64 Au



V1	V1	V5	VL2
0.64 Au	0.80 Au	0.64 Au	0.64 Au

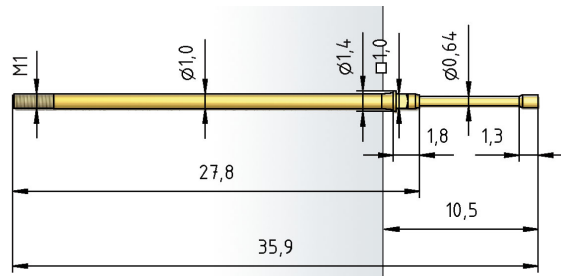
### How to Order

1012/	G	C	1.5 N	Au	1.0	C
1	2	3	4	5	6	7

1. Series 2. Threaded Design 3. Tip Style  
4. Spring Force 5. Tip Plating 6. Tip Diameter  
7. Tip Material (only for CuBe)

## Series 1012/G

1012/G



H 1012/GRV-L

