



## Motor-prot.circuit breaker PKZM01-1



Powering Business Worldwide™

**Part no.** PKZM01-1

**Article no.** 278479

### Program

Contact sequence				
220 - 240 V				
AC-3				
220 V 230 V 240 V	P	kW	0.12	
380 V 400 V 415 V	P	kW	0.25	
440 V	P	kW	0.25	
Rated uninterrupted current	$I_u$	A	1	
<b>Setting range</b>				
Overload releases	$I_r$	A	0.63 - 1	
Short-circuit releases				
max.	$I_{rm}$	A	14	
<b>Notes</b>				
<b>Accessories</b> 3 Standard auxiliary contact 5 Trip-indicating auxiliary contact 6 Shunt release, undervoltage release Single-phasing sensitivity according to IEC/EN 60947-4-1, VDE 0660 Part 102. Can be snap-fitted to IEC/EN 60715 top-hat rail with 7.5 or 15 mm height		<b>Page</b> → 072896 → 072898 → 073187		

### Approbationen

UL approval	Yes
CSA approval	Yes
Product Standards	UL 508; CSA-C22.2 No. 14; IEC60947-4-1; CE marking
UL File No.	E36332
UL CCN	NLRV
CSA File No.	12528
CSA Class No.	3211-05
NA Certification	UL listed, CSA certified
Specially designed for NA	No
Suitable for	Branch circuit: Manual type E if used with terminal, or suitable for group installations

### General

Standards			IEC/EN 60947, VDE 0660
Climatic proofing			Damp heat, constant to IEC 60068-2-78 Damp heat, cyclic to IEC 60068-2-30
Ambient temperature		°C	
Storage		°C	- 25 - 80
Open		°C	- 25 - 55
Enclosed		°C	- 25 - 40
Mounting position			

Direction of incoming supply			as required
Degree of protection			
Device			IP20
Terminations			IP00
Protection against direct contact			Finger and back-of-hand proof
Mechanical shock resistance half-sinusoidal shock 10 ms to IEC 60068-2-27		g	25
Altitude		m	2000
Terminal capacity screw terminals		mm <sup>2</sup>	
Solid		mm <sup>2</sup>	1 x (1 - 6) 2 x (1 - 6)
Flexible with ferrule to DIN 46228		mm <sup>2</sup>	1 x (1 - 6) 2 x (1 - 6)
Solid or stranded		AWG	18 - 10
Specified tightening torque for terminal screws			
Main cable		Nm	1.7
Control circuit cables		Nm	1

### Main conducting paths

Rated impulse withstand voltage	$U_{imp}$	V AC	6000
Overvoltage category/pollution degree			III/3
Rated operational voltage	$U_e$	V AC	690
Rated uninterrupted current = rated operational current	$I_u = I_e$	A	16 or current setting of the overcurrent release
Rated frequency	f	Hz	40 - 60
Rated frequency		Hz	40 - 60
Current heat loss (3 pole at operating temperature)		W	6
Lifespan, mechanical	Operations	x $10^6$	0.05
Lifespan, electrical (AC-3 at 400 V)	Operations	x $10^6$	0.05
Maximum operating frequency		Ops./ h	
Max. operating frequency		Ops./ h	25
Short-circuit rating			
AC			→ Engineering
DC			
Short-circuit rating		kA	60
Short-circuit rating			60
Motor switching capacity		kA <sub>rms</sub>	
AC-3 (up to 690 V)		A	16
DC-5 (up to 250 V)		A	16 (3 contacts in series)

### Trip blocks

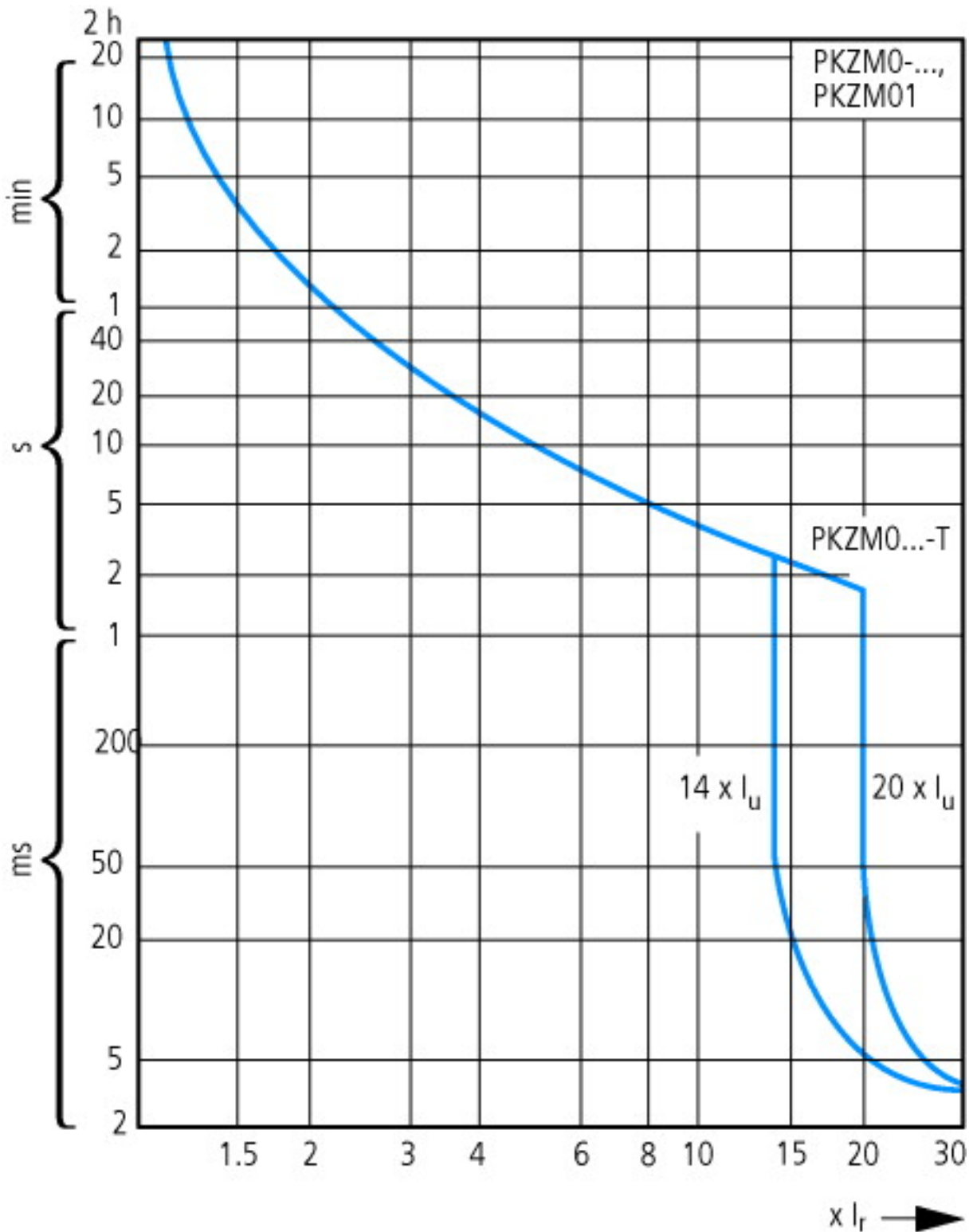
Temperature compensation			
to IEC/EN 60947, VDE 0660		°C	- 5 ... 40
Operating range		°C	- 25 ... 55
Temperature compensation residual error for T > 40 °C			$\pm 0.25\%/K$
Setting range of overload releases		x $I_u$	0.6 - 1
Short-circuit release fixed		x $I_u$	14
Fixed short-circuit release			Basic device 14 x $I_u$
Short-circuit release tolerance			± 20%
Phase-failure sensitivity			IEC/EN 60947-4-1, VDE 0660 Part 102

### Technical data according to ETIM 4.0

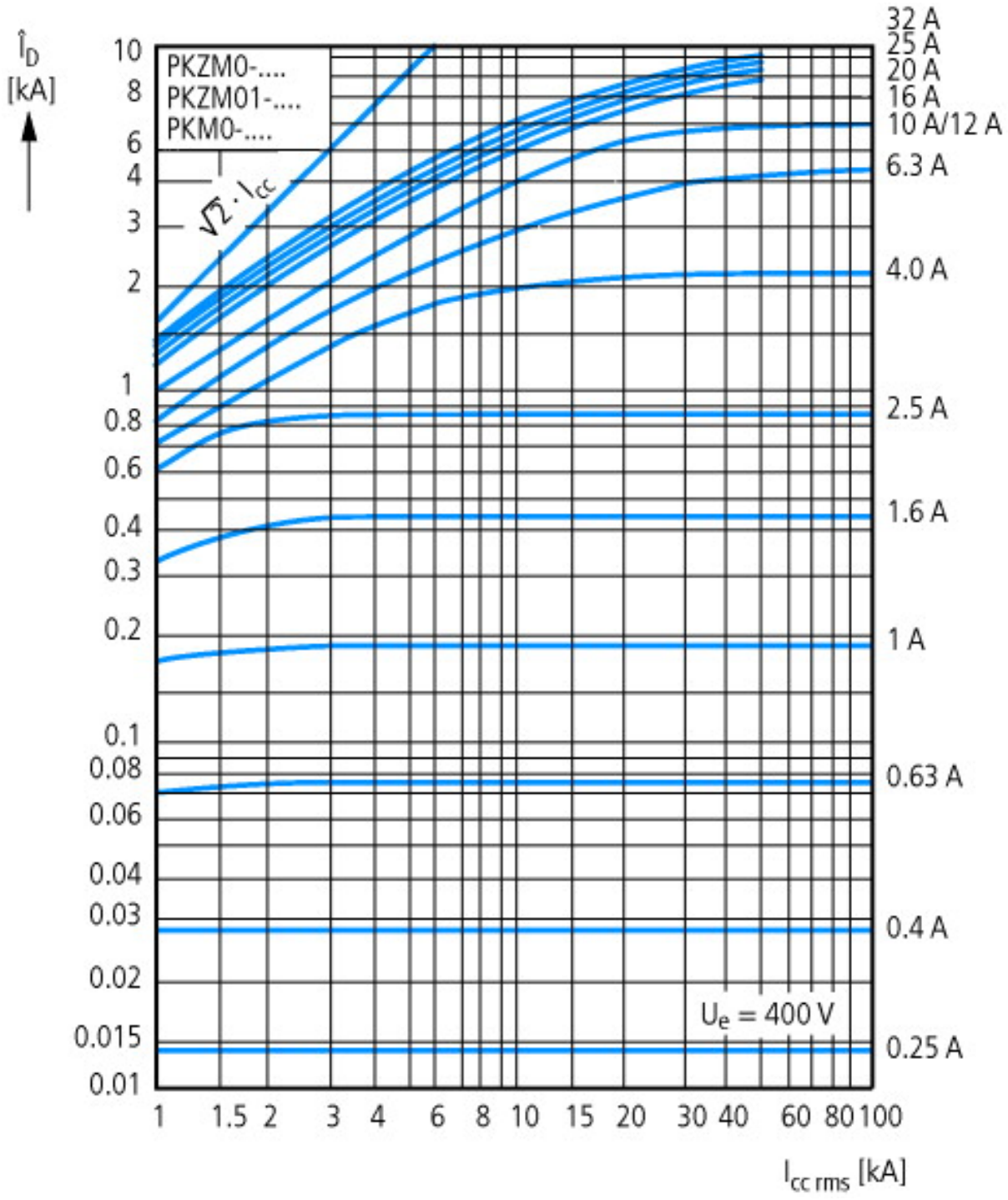
Rated operation power at AC-3, 400 V		kWh	0.25
With integrated auxiliary switch			No

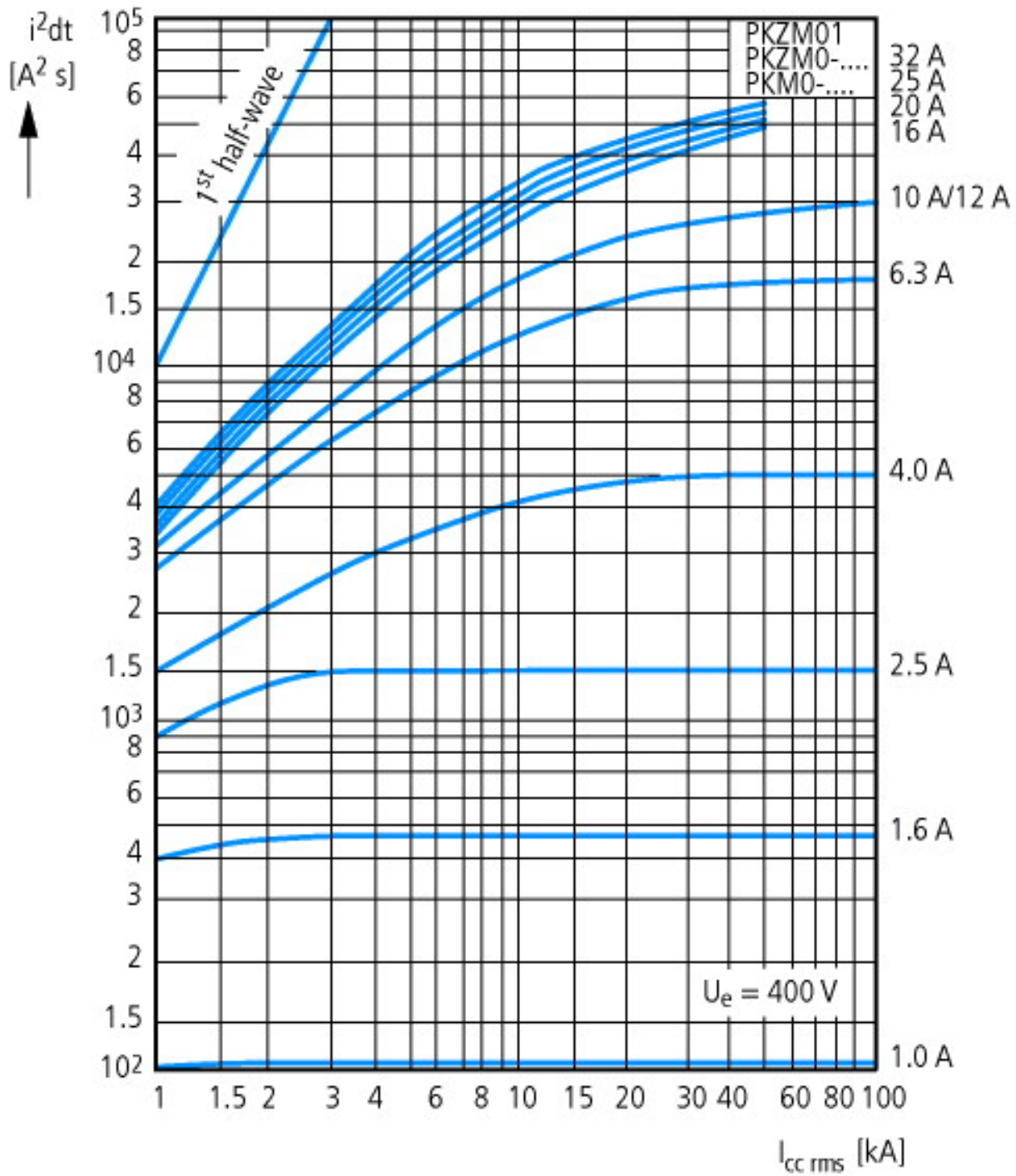
Rated permanent current $I_n$	A	1
With integrated under voltage release		No
Number of poles		3
Degree of protection (IP)		IP20
Connection type main current circuit		Screw connection

### Characteristics



Motor-protective circuit-breaker tripping characteristic (high-capacity) compact starter, PKZM0-...T (not for PKM0-...), PKZM01





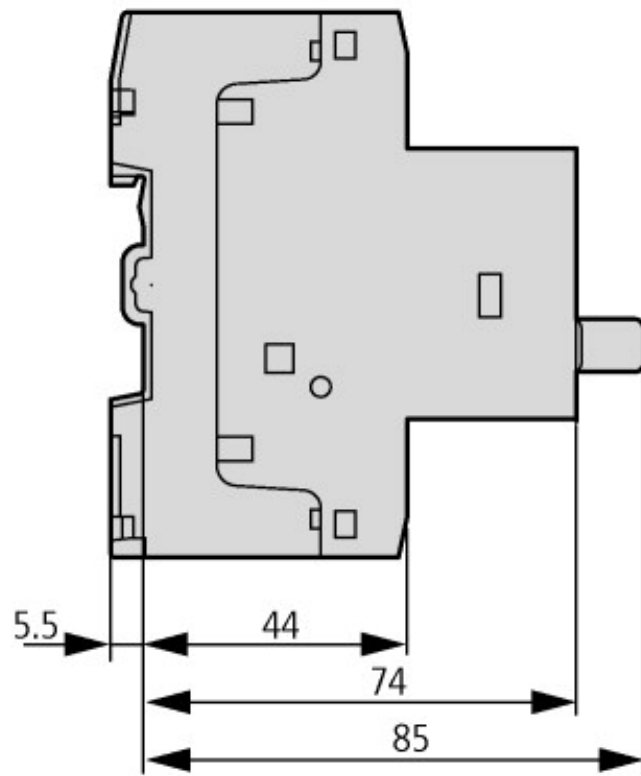
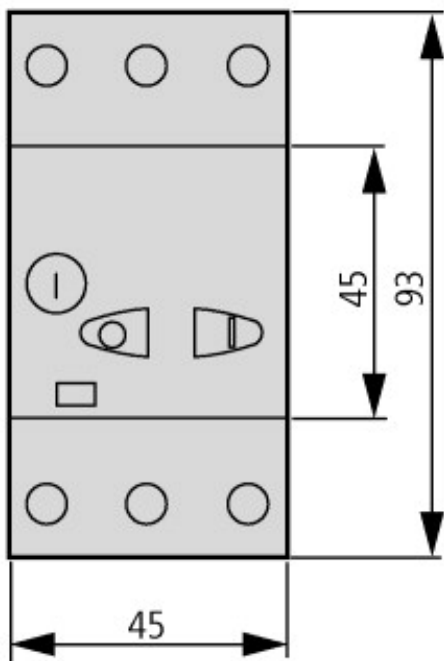
Let-through characteristics

### CAD-Data

Product standards CAD data:

<http://eaton-moeller.partcommunity.com>

### Dimensions



#### Additional product information (links)

IL03407010Z (IL03407010Z) Motor-protective circuit-breaker

[ftp://ftp.moeller.net/DOCUMENTATION/AWA\\_INSTRUCTIONS/IL03407010Z2010\\_08.pdf](ftp://ftp.moeller.net/DOCUMENTATION/AWA_INSTRUCTIONS/IL03407010Z2010_08.pdf)

Motor starters and "Special Purpose Ratings" for the North American market

[http://www.moeller.net/binary/ver\\_techpapers/ver953en.pdf](http://www.moeller.net/binary/ver_techpapers/ver953en.pdf)

Busbar Component Adapters for modern Industrial control panels

[http://www.moeller.net/binary/ver\\_techpapers/ver960en.pdf](http://www.moeller.net/binary/ver_techpapers/ver960en.pdf)