

ECOOL Filterfan
PF 66.000
ECOOL Exhaust filter
PFA 60.000



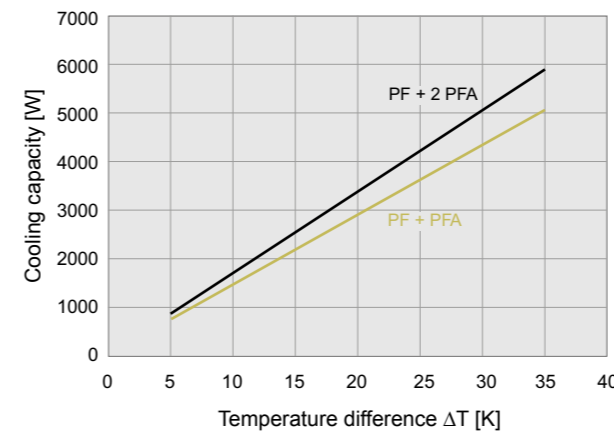
- installation size 6, air flow rate up to 785 m³/h
- three performance classes, cut-out compatible
- system of protection IP 54 and IP 55, NEMA type 12
- UL, cUL approval
- UV-resistance (IP 55 version)
- cut-out compatible with installation size 6 from the 3rd Generation and with cooling unit DTFI 9021 (see page 40)

Data		PF 66.000			Unit
Article number	IP 54	11666022055	11666102055	11666152055	
	IP 55	11666023055	11666103055	11666153055	
Rated voltage ± 10%	AC 50 Hz / 60 Hz				V
		400 / 460 3 ~	230	115	
Unimpeded airflow	IP 54	640 / 653			m³/h
	IP 55	770 / 785			
Airflow rate in combination (PF + PFA 60.000)	IP 54	445 / 445			
	IP 55	490 / 501			
Power consumption		120 / 155	115 / 150	110 / 160	W
Current consumption		0.26 / 0.25	0.51 / 0.66	0.96 / 1.4	A
Noise level (according to EN ISO 3741)	IP 54	63 / 64			dB (A)
	IP 55				
Weight		3.2			kg
Type of connection		spring-type terminal			
Fuse		6			A
System of protection according to EN 60529 / UL 50	IP 54	NEMA type 12 - standard filter			
	IP 55	NEMA type 12 - fluted filter			
Filtration efficiency	IP 54	91			%
	IP 55				
Filter mat quality class according to EN 779	IP 54	G 4			
	IP 55				
Duty cycle		100			%
Bearing type		ball bearing			
Service life L ₁₀ (+ 40 °C) ¹		40000			h
Temperature range		- 40 ... + 55 / - 40 ... + 131			°C / °F
Design (housing and protection against accidental contact)	IP 54	made of injection-moulded thermoplastic, self-extinguishing, UL 94 VO			
	IP 55	additional: UV-resistant			
Colour		RAL 7035, different colours available on request			
Accessories	Piece	Article number		Information on page	
Exhaust filter PFA 60.000	IP 54	1	11760002055	190	
	IP 55	1	11760003055	190	
Thermostat	1		17121000000	208/210	

¹ fan failure is defined as being when the current and speed deviate or the operating noises are out of the ordinary
 Approvals see page 149.

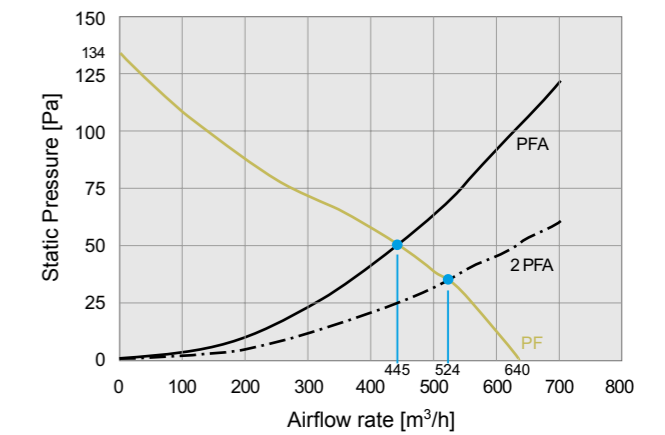
Cooling capacity performance curves

PF 66.000 IP 54

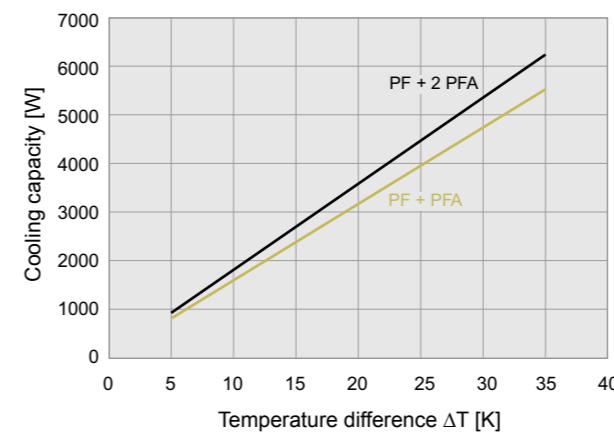


Static pressure performance curves

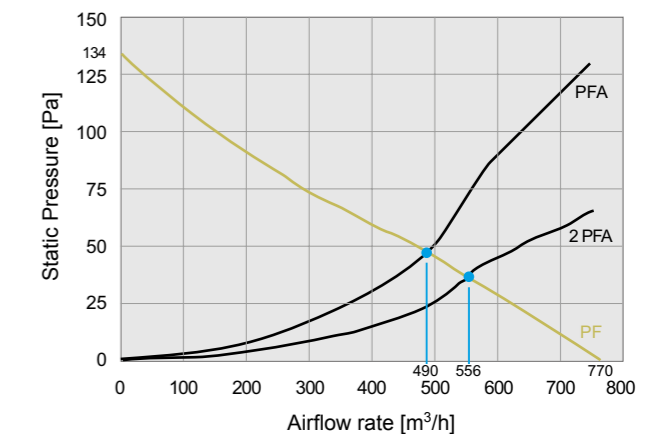
PF 66.000 IP 54



PF 66.000 IP 55



PF 66.000 IP 55



Dimensions

mm	PF 66.000	PFA 60.000
X	320	320
Y	320	320
Z1	7	7
Z2	150	39
A ¹	291	291
B ¹	291	291

¹ for material thicknesses up to 2 mm
 + 1 mm for thickness of material > 2 mm ≤ 3 mm

