

Series L3 / Ø 3mm, T-1

Colour: white

Sloan Part No.: L3-W34N-BS

Electrical and Optical Characteristics (T_A = 25 C)

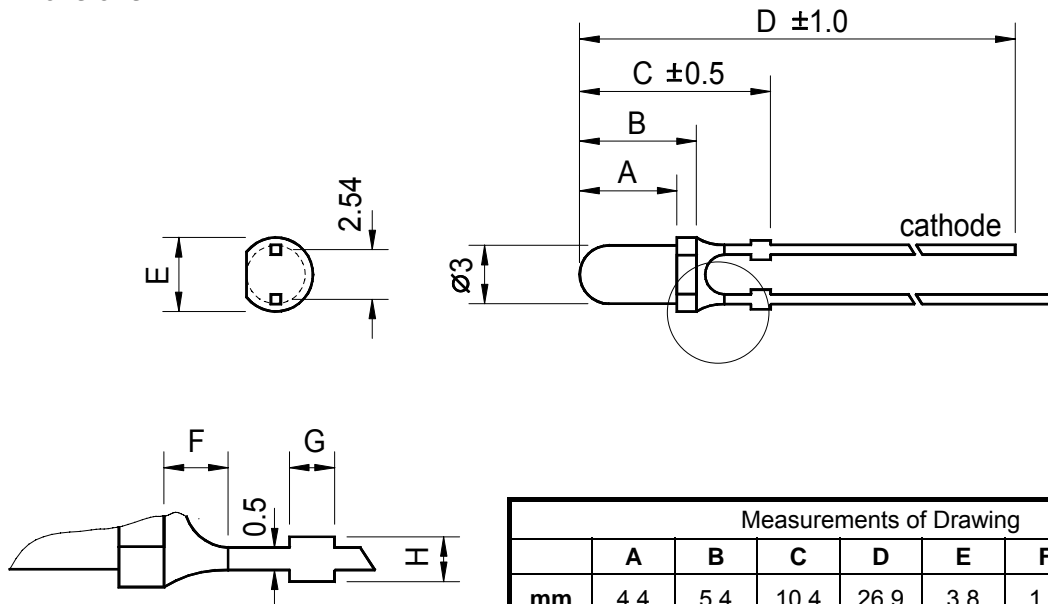
Chip			Lens	Absolute Maximum Ratings				Electro-optical Data at 20mA					Viewing Angle 2 θ ½ (deg)
Emitted Colour	Chromaticity Coordinates	Colour Temperature (°K)		Δλ (nm)	Pd (mW)	If (mA)	Peak If (mA)	Vf (V)		Iv Typ. (mcd)			
			min.					max.	min.	typ.	max.		
white	x=0.31 y=0.32	5500-9000	water clear	-	120	30	100	3.6	4.0	1750	2070	2530	60

Peak Forward Current (1/10 Duty Cycle, 10ms Pulse Width)

Absolute Maximum Ratings (T_A = 25 C)

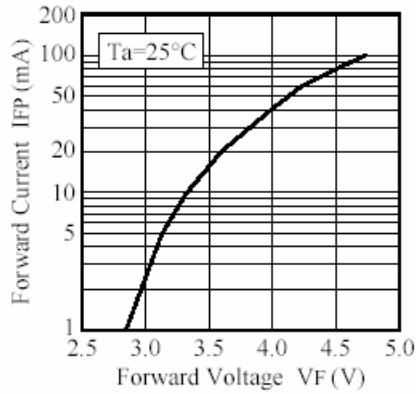
Reverse Voltage	5V
Reverse Current (V _R = 5V)	≤50μA
Operating Temperature Range	- 30°C ~ 85°C
Storage Temperature Range	- 40°C ~ 100°C
Lead Soldering Temperature (3mm below the body)	300°C for 3 seconds

Package Dimensions

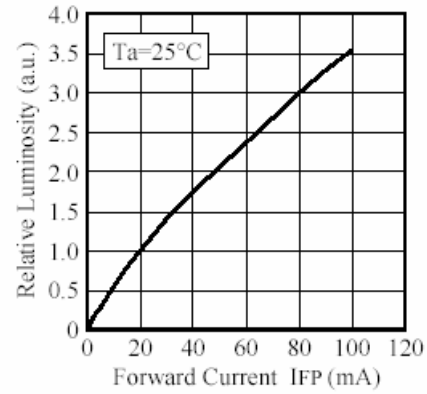


- NOTES: 1. All dimensions are in millimeters.
 2. Tolerance is ±0.25mm unless otherwise specified.
 3. Lead spacing is measured where the leads emerge from the package
 4. Specifications are subject to change without notice.

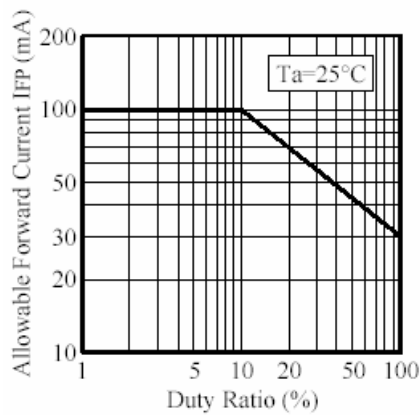
■ Forward Voltage vs. Forward Current



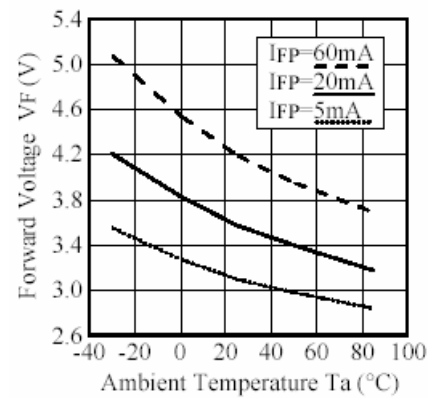
■ Forward Current vs. Relative Luminosity



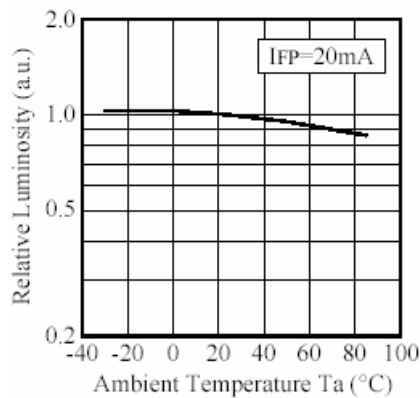
■ Duty Ratio vs. Allowable Forward Current



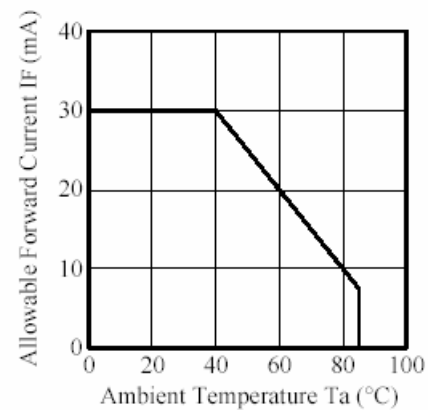
■ Ambient Temperature vs. Forward Voltage



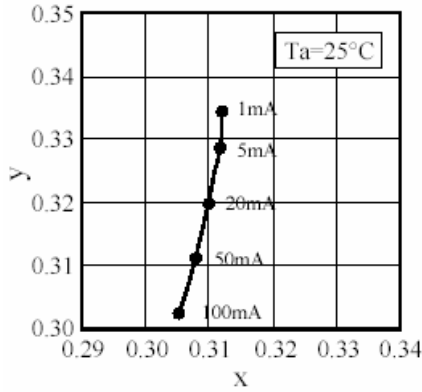
■ Ambient Temperature vs. Relative Luminosity



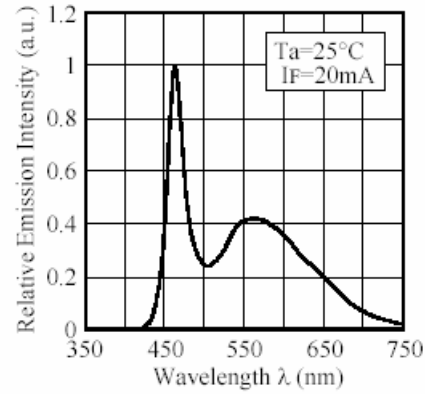
■ Ambient Temperature vs. Allowable Forward Current



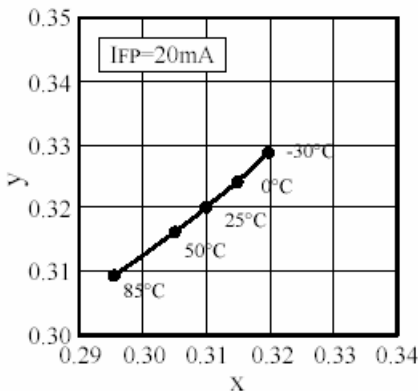
■ Forward Current vs. Chromaticity diagram



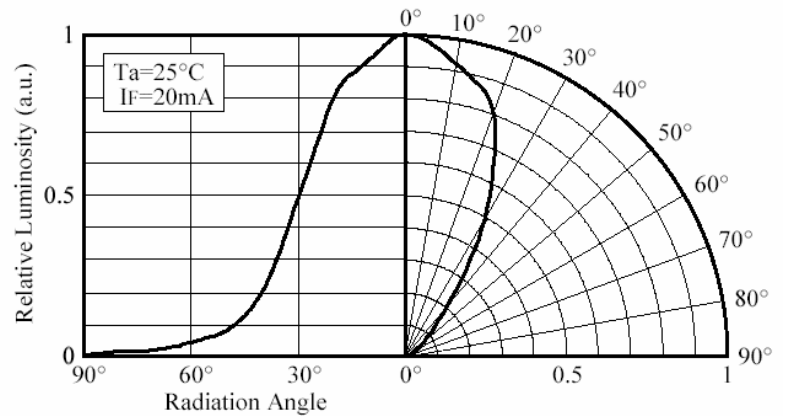
■ Spectrum



■ Ambient Temperature vs. Chromaticity diagram



■ Directivity



Soldering:

Dip Soldering		Soldering	
Pre-Heat	120°C Max.	Temperature	350°C Max.
Pre-Heat Time	60 seconds Max.	Soldering Time	3 seconds Max.
Solder Bath	260°C Max.	Position	No closer than 3 mm from the base of the epoxy bulb.
Temperature			
Dipping Time	10 seconds Max.		
Dipping Position	No lower than 3 mm from the base of the epoxy bulb.		