

AUXILIARY SWITCH NHI-PKZ0



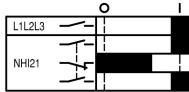
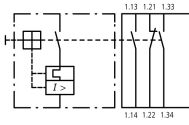
Powering Business Worldwide™

Part no. NHI21-PKZ0

Article no. 072894

For motor-protective circuit-breakers

Program

Contacts			
N/O = Normally open			2 N/O
N/C = Normally closed			1 N/C
Contact diagram			
Contact sequence			
Connection technique			Screw terminals
For use with			PKZM01 PKZM0 PKZM4 PKZM0-T PKM0 PKE
Notes			
Can be fitted to the right of motor-protective circuit-breakers, transformer-protective circuit-breakers, motor-protective circuit-breakers for starter combinations.			
Can be combined with:			
AGM, NHI-E-... trip-indicating auxiliary contact			

Approbationen

UL approval	Yes
CSA approval	Yes
Product Standards	UL 508; CSA-C22.2 No. 14; IEC60947-4-1; CE marking
UL File No.	E36332
UL CCN	NLRV
CSA File No.	12528
CSA Class No.	3211-05
NA Certification	UL listed, CSA certified
Specially designed for NA	No

Auxiliary contacts

Rated impulse withstand voltage	U_{imp}	V AC	6000
Overvoltage category/pollution degree			III/3
Rated operational voltage	U_e	V	
	U_e	V AC	500
	U_e	V DC	250
Safe isolation to VDE 0106 Part 101 and Part 101/A1			
Between auxiliary contacts and main contacts		V AC	690
Rated operational current	I_e	A	
AC-15			
220 - 240 V	I_e	A	3.5
380 - 415 V	I_e	A	2

440 - 500 V	I_e	A	1
DC-13 L/R - 100 ms			
24 V	I_e	A	2
60 V	I_e	A	1.5
110 V	I_e	A	1
220 V	I_e	A	0.25
Lifespan		S	
Lifespan, mechanical	Operations	$x 10^6$	> 0.1
Lifespan, electrical	Operations	$x 10^6$	0.05
Control circuit reliability (at $U_e = 24$ V DC, $U_{min} = 17$ V, $I_{min} = 5.4$ mA)	Failure rate	λ	$< 10^{-8} < 1$ failure at 1×10^8 operations
Interlocked opposing contacts to ZH 1/457			Yes
Short-circuit rating without welding			
deltaEK			FAZ-B4/1-HI
Fuse		A gG/ gL	10

Terminal capacities

Solid or flexible conductor with ferrule		mm ²	0.75 - 2.5
Solid or stranded		AWG	18 - 14

Auxiliary contacts

Rated impulse withstand voltage	U_{imp}	V AC	6000
Overvoltage category/pollution degree			III/3
Rated operational voltage	U_e	V	
	U_e	V AC	500
	U_e	V DC	250
Safe isolation to VDE 0106 Part 101 and Part 101/A1			
Between auxiliary contacts and main contacts		V AC	690
Rated operational current	I_e	A	
AC-15			
220 - 240 V	I_e	A	3.5
380 - 415 V	I_e	A	2
440 - 500 V	I_e	A	1
DC-13 L/R - 100 ms			
24 V	I_e	A	2
60 V	I_e	A	1.5
110 V	I_e	A	1
220 V	I_e	A	0.25
Lifespan		S	
Lifespan, mechanical	Operations	$x 10^6$	> 0.1
Lifespan, electrical	Operations	$x 10^6$	0.05
Control circuit reliability (at $U_e = 24$ V DC, $U_{min} = 17$ V, $I_{min} = 5.4$ mA)	Failure rate	λ	$< 10^{-8} < 1$ failure at 1×10^8 operations
Interlocked opposing contacts to ZH 1/457			Yes
Short-circuit rating without welding			
deltaEK			FAZ-B4/1-HI
Fuse		A gG/ gL	10

Terminal capacities

Solid or flexible conductor with ferrule		mm ²	0.75 - 2.5
--	--	-----------------	------------

Solid or stranded	AWG	18 - 14
-------------------	-----	---------

Technical data according to ETIM 4.0

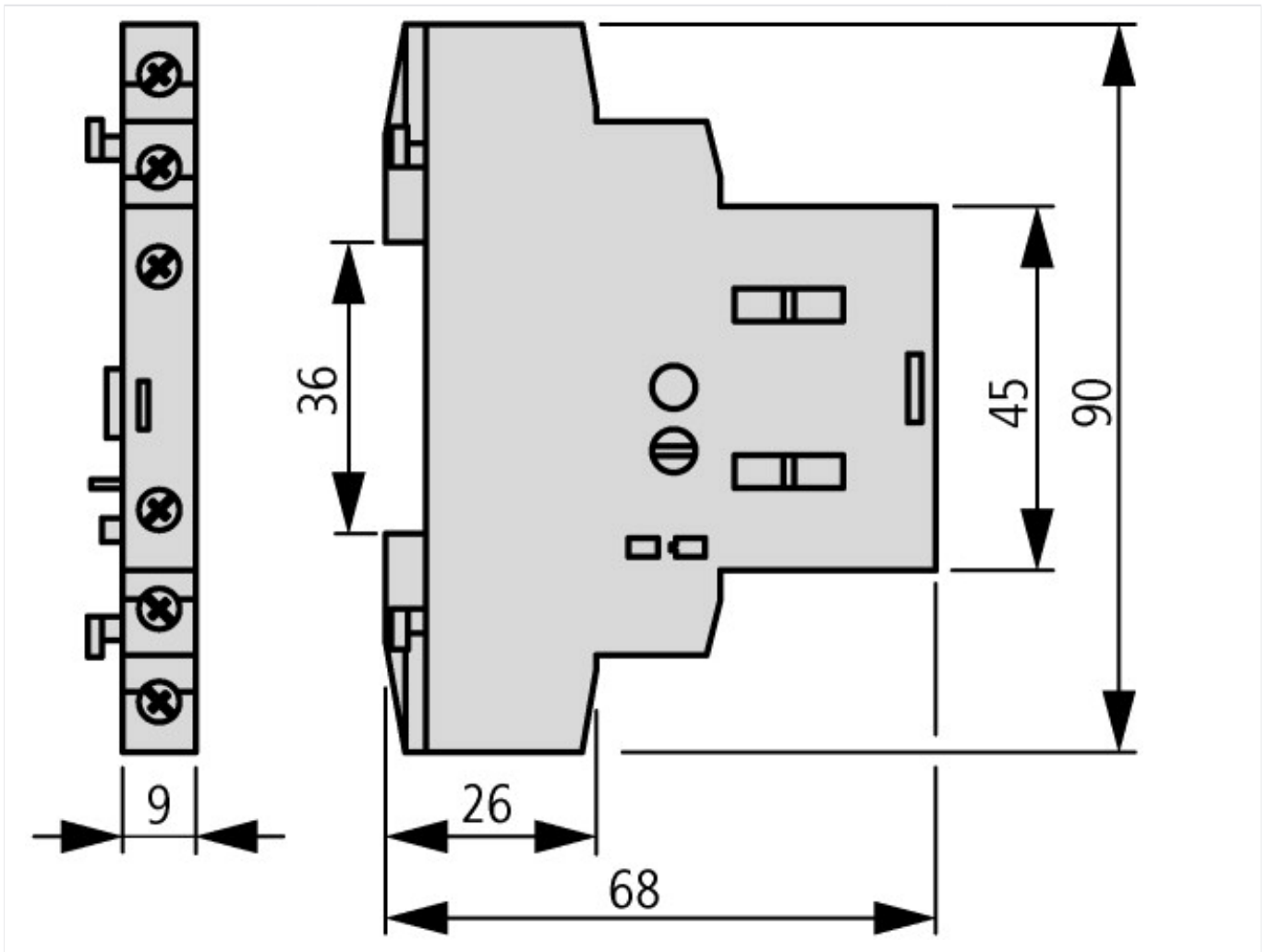
Suitable for earth leakage circuit breaker		No
Type of electric connection		Screw connection
Rated operation current I _e at AC-15, 230 V	A	3.5
Mounting type		Side mounting
Suitable for pendant switch		No
Suitable for front element		No
Suitable for circuit-breakers		No
Suitable for safety position switches		No
Suitable for step switches		No
Suitable for pressure switch-selector switch actuator		No
Suitable for cam switches		No
Suitable for motor protective circuit breakers		YES
Suitable for series-mounting relays		No
Suitable for solenoid		No
Suitable for compact switch-disconnector		No
Suitable for miniature circuit-breakers		No
Suitable for pulse relay		No
Suitable for contactor relay relay		No
Suitable for pendant pushbutton		No
Suitable for residual current device		No
Number of contacts as change-over contact		0
Number of contacts as N/O		2
Number of contacts as NC		1
Suitable for impulse relays		No
Suitable for position switches		No
Suitable for switch-disconnector/residual current device		No
Suitable for contactors		No
Suitable for installation contactor / installation relay		No

CAD-Data

Product standards CAD data:

<http://eaton-moeller.partcommunity.com>

Dimensions



Additional product information (links)

IL03402034Z (IL03402034Z) Motor-protective circuit-breaker, Starter	ftp://ftp.moeller.net/DOCUMENTATION/AWA_INSTRUCTIONS/IL03402034Z2010_10.pdf
IL03407011Z (IL03407011Z) Motor-protective circuit-breaker	ftp://ftp.moeller.net/DOCUMENTATION/AWA_INSTRUCTIONS/IL03407011Z2010_08.pdf
Motor starters and "Special Purpose Ratings" for the North American market	http://www.moeller.net/binary/ver_techpapers/ver953en.pdf
Busbar Component Adapters for modern Industrial control panels	http://www.moeller.net/binary/ver_techpapers/ver960en.pdf