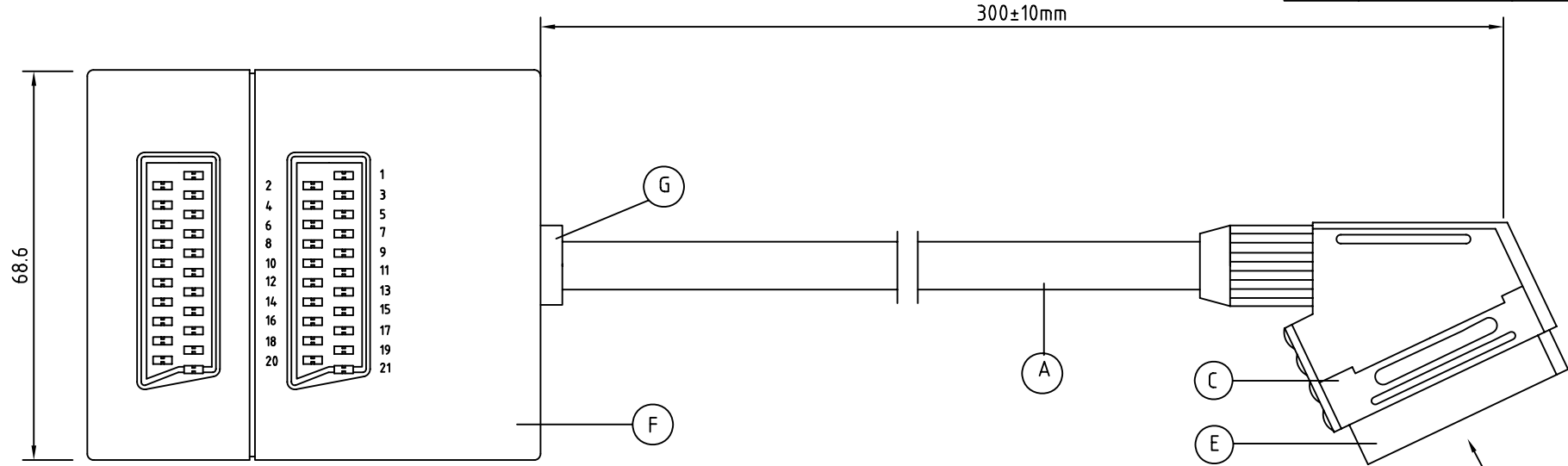
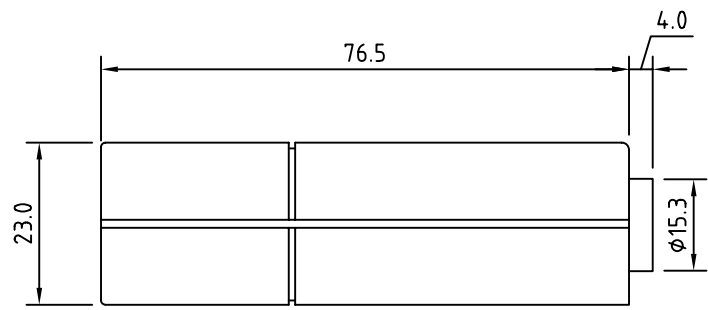


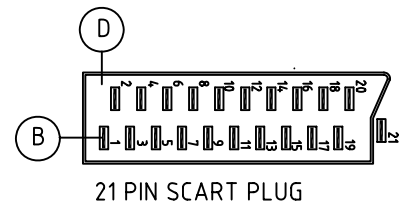
REV.	DATE	FILE No.
1.0	2011-5-3	SC67-0.3M



FRONT VIEW



SIDE VIEW



WIRING DIAGRAM

SCART PLUG	2X21 PIN SCART FEMALE	SCART PLUG	2X21 PIN SCART FEMALE
1	←→	1	←→
2	←→	2	←→
3	←→	3	←→
4	←→	4	←→
5	←→	5	←→
6	←→	6	←→
7	←→	7	←→
8	←→	8	←→
9	←→	9	←→
10	←→	10	←→
11	←→	11	←→
		12	←→
		13	←→
		14	←→
		15	←→
		16	←→
		17	←→
		18	←→
		19	←→
		20	←→
		21	←→

SPECIFICATION:

ITEM	PART NAME	MATERIAL	COLOR	QTY.
A	VS4C CABLE(0.16/7X20C+0.16/7T+AL)X1C O.D. 9MM	PVC	BLACK	0.3M
B	8128 BL-2 TERMINAL	BRASS	NICKEL	21
C	SCART PLUG COVER (L)	ABS	BLACK	1
D	SCART PLUG INSERT	ABS	BLACK	1
E	SCART PLUG METAL	IRON	NICKEL	1
F	2X21PIN SOCKET	ABS	BLACK	2SET.
G	STOPPER MODEL TY-196 TYPE	PVC	BLACK	1

NOTE:ALL MATERIALS ARE COMPLIANT TO "RoHS".

CUSTOMER: JESS LINK		Maxxtro®		
CUST. P/N: 105062				
S/O:	S/N:	PART No.: SC67-0.3M/BK		
DRAWING No.	SC-067-03	PART NAME: 21 PIN SCART PLUG TO 2 SOCKET		
DRAWN BY	Lingqi Meng	UNLESS OTHERWISE SPECIFIED, ALL DIMENSIONS ARE IN MM. TOLERANCE:DECIMAL .X ±0.1 .XX ±0.05 ANGLE ±1/2°		
CHECKED BY	Zhongjiao/Baifa			SHEET 1 OF 1
APPROVED BY	Chenhan			SCALE NO