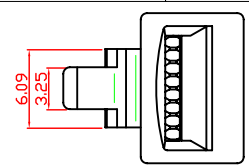
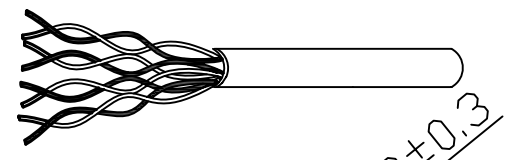
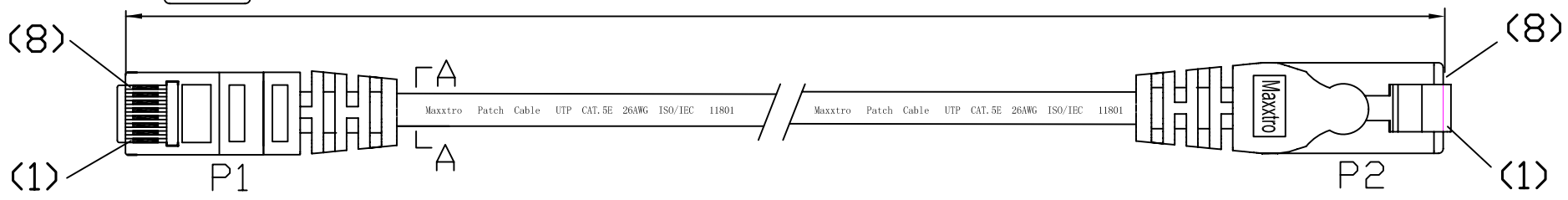


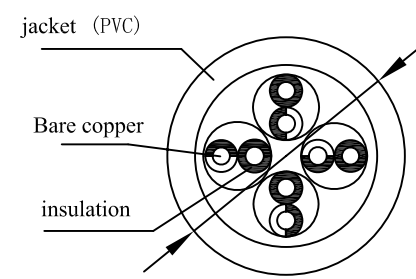
LTR.	REV.	DESCRIPTION	DATE
	A	FIRST ISSUE	2011. 3. 23



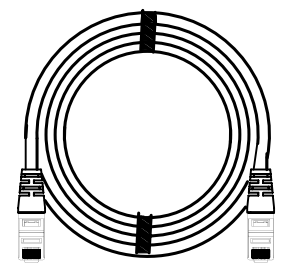
$L \pm 3\%$



Connecting



P1	568B COLOR	P2
1	WH/ORG	1
2	ORG	2
3	WH/GRN	3
4	BLU	4
5	WH/BLU	5
6	GRN	6
7	WH/BWN	7
8	BWN	8



ITEM No.	LENGTH	PVC COLOR	PACKING
102240	7500 ± 150MM	GREY 687#	ZB-L
102207	600 ± 20MM	YELLOW 361#	ZB-M

SPECIFICATIONS:

1. CONDUCTOR:
 - 1.1 CONDUCTORS: 26AWG 7*0.155± 0.015mm
 - 1.2 CONDUCTOR INSULATION COLOR CODING: ONE WHITE/ORANGE, ONE ORANGE, ONE WHITE/GREEN, ONE GREEN, ONE BLUE, ONE WHITE/BLUE, ONE WHITE/BROWN, ONE BROWN.
2. CABLE JACKET
 - 2.1 PRINTING ON THE JACKET: Maxxtro Patch Cable UTP CAT.5E 26AWG ISO/IEC 11801
3. CABLE ASSEMBLY
 - 3.1 SEE SECTION A-A FOR DIMENSIONS
 - 3.2 CABLE TIE: **Assorted upon request**
 - 3.3 WIRING T568B COLOR
 - 3.4 CONTACT PLUG: RJ45 8P8C 15u pc UL 94V-2
4. CABLE JACKET COLOR: GY 687#; RED 172#; BLUE 567#; YELLOW 361#; GREEN 273#; BLACK 063#; WHITE 461#; ORANGE 760#; PINK 171#; PURPLE 964#
5. LENGTH: $L \pm 3\%$ mm

				Maxxtro®		
REMARK/NO	CHA/NO	SIGNATURE	DATE	SIGN	REV.	SCALE
DRAWN BY	Morgan				A	
CHECKED BY	宋巧					
AUDITED BY	缪传友	APPROVED BY	祁玉军			
CRAFT		DATE	2011. 3. 23	PAGE OF		