

6

5

4

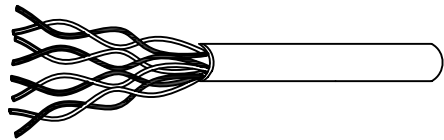
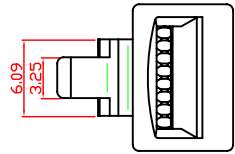
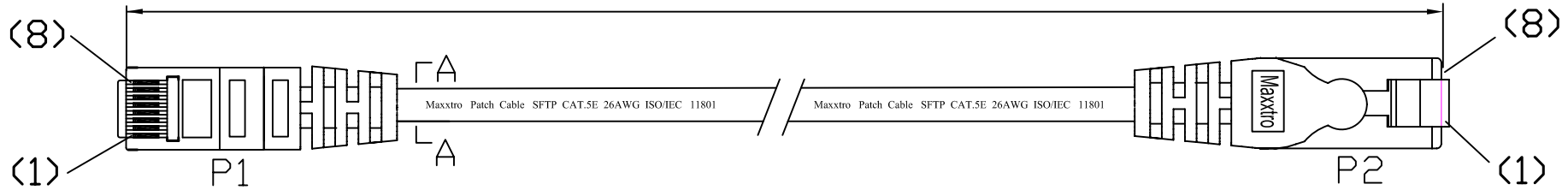
3

2

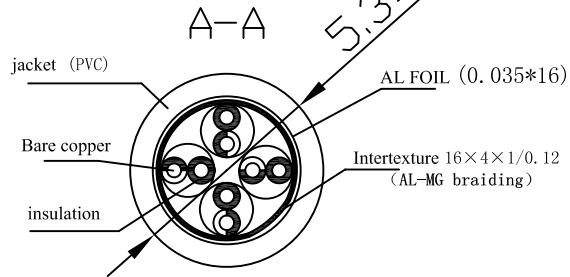
1

L±3%

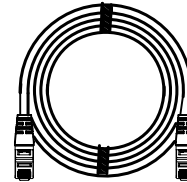
LTR.	REV.	DESCRIPTION	DATE
	A	FIRST ISSUE	2011. 7. 26



Connecting



P1	568B COLOR	P2
1	WH/ORG	1
2	ORG	2
3	WH/GRN	3
4	BLU	4
5	WH/BLU	5
6	GRN	6
7	WH/BWN	7
8	BWN	8



ITEM No.	LENGTH	PVC COLOR	PACKING
102002	300 ± 15MM	BLUE 567#	ZB-M
102007	600 ± 20MM	BLUE 567#	ZB-M

SPECIFICATIONS:

1. CONDUCTOR:

1.1 CONDUCTORS: 26AWG 7*0.155±0.015mm

1.2 CONDUCTOR INSULATION COLOR CODING: ONE WHITE/ORANGE, ONE ORANGE, ONE WHITE/GREEN, ONE GREEN, ONE BLUE, ONE WHITE/BLUE, ONE WHITE/BROWN, ONE BROWN.

2. CABLE JACKET

2.1 PRINTING ON THE JACKET: Maxxtro Patch Cable SFTP CAT.5E 26AWG ISO/IEC 11801

3. CABLE ASSEMBLY

3.1 SEE SECTION A-A FOR DIMENSIONS

3.2 CABLE TIE: Assorted upon request

3.3 WIRING T568B COLOR

3.4 CONTACT PLUG: RJ45 8P8CS 15u pc UL 94V-2

4. CABLE JACKET COLOR: GY 687#; RED 172#; BLUE 567#; YELLOW 361#; GREEN 273#; BLACK 063#; WHITE 461#; ORANGE 760#; PINK 171#; PURPLE 964#

5. LENGTH: L±3%mm

				Maxxtro®		
REMARK/NO	CH/NO	SIGNATURE	DATE	SIGN	REV.	SCALE
DRAWN BY	Morgan				A	
CHECKED BY	宋巧	APPROVED BY	祁玉军			
AUDITED BY	缪传友	DATE	2011. 7. 26	PAGE OF		
CRAFT						

6

5

4

3

2

1