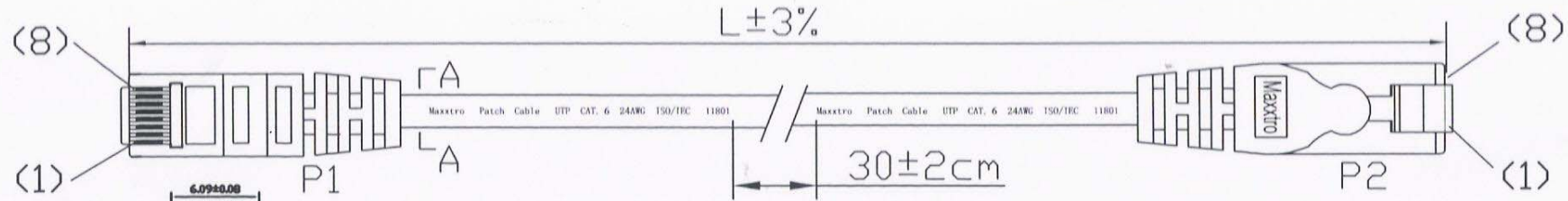
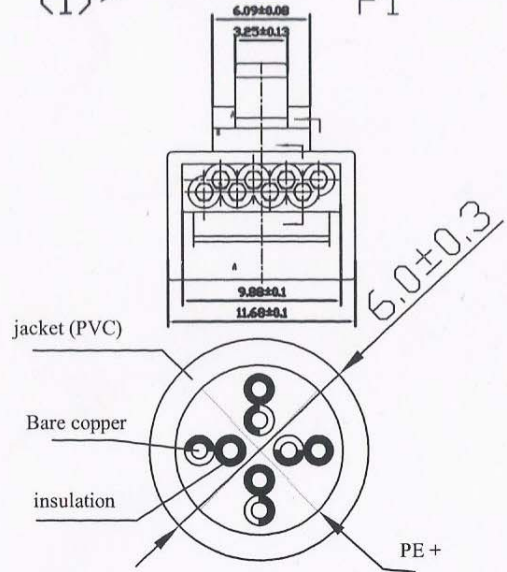
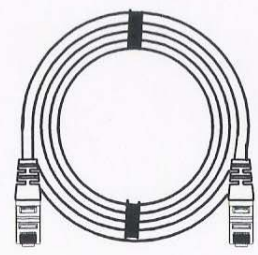


LTR.	REV.	DESCRIPTION	DATE
	A	FIRST ISSUE	2010.11.13



Connecting

P1	568B COLOR	P2
1	WH/ORG	1
2	ORG	2
3	WH/GRN	3
4	BLU	4
5	WH/BLU	5
6	GRN	6
7	WH/BWN	7
8	BWN	8



ITEM No.	LENGTH	PVC COLOR	PACKING
101875	1000 ± 20MM	RED 172#	ZB-M
101876	2000 ± 40MM	GREY 687#	ZB-M
101877	2000 ± 40MM	BLUE 567#	ZB-M
101881	3000 ± 60MM	GREY 687#	ZB-L
101882	3000 ± 60MM	BLUE 567#	ZB-L
101885	3000 ± 60MM	RED 172#	ZB-L
101886	5000 ± 110MM	GREY 687#	ZB-L
101887	5000 ± 110MM	BLUE 567#	ZB-L
101890	5000 ± 110MM	RED 172#	ZB-L
101900	600 ± 20MM	GREY 687#	ZB-M
101920	10000 ± 200MM	RED 172#	ZB-XL
101883	3000 ± 60MM	YELLOW 361#	ZB-L
101884	3000 ± 60MM	GREEN 273#	ZB-L
101888	5000 ± 110MM	YELLOW 361#	ZB-L
101900	600 ± 20MM	GREY 687#	ZB-M
101926	20000 ± 400MM	GREY 687#	ZB-XL
101931	30000 ± 630MM	GREY 687#	COLOR_BOX

SPECIFICATIONS:

1. CONDUCTOR:
 - 1.1 CONDUCTORS: 24AWG 7*0.19±0.015mm
 - 1.2 CONDUCTOR INSULATION COLOR CODING: ONE WHITE/ORANGE, ONE ORANGE, ONE WHITE/GREEN, ONE GREEN, ONE BLUE, ONE WHITE/BLUE, ONE WHITE/BROWN, ONE BROWN.
2. CABLE JACKET
 - 2.1 PRINTING ON THE JACKET: Maxxtro Patch Cable UTP CAT.6 24AWG ISO/IEC 11801
3. CABLE ASSEMBLY
 - 3.1 SEE SECTION A-A FOR DIMENSIONS
 - 3.2 CABLE TIE: Assorted upon request
 - 3.3 WIRING T568B COLOR
 - 3.4 CONTACT PLUG: RJ45 8P8CS 15u pc UL 94V-2
4. CABLE JACKET COLOR: GY 687#; RED 172#; BLUE 567#; YELLOW 361#; GREEN 273#; BLACK 063#; WHITE 461#; ORANGE 760#; PINK 171#; PURPLE 964#
5. LENGTH: L±3%mm

REMARK NO	CHA.NO	SIGNATURE	DATE
DRAWN BY	Morgan	SIGN	REV.
CHECKED BY	<i>[Signature]</i>	SCALE	A
AUDITED BY	<i>[Signature]</i>	APPROVED BY	<i>[Signature]</i>
CRAFT	DATE	2010.11.13	PAGE OF



Maxxtro®

UTP CAT6 CABLE 24AWG